

Publication Registration No.

51-3120000-000036-01



2021
Seodaemun-gu
Sustainable
Development
Report



서대문구
SEODAEMUN-GU

First of all, it is a great honor for us to publish Seodaemun-gu's Sustainable Development Report.

Seodaemun-gu established its basic plan for sustainable development in 2019, enacted an ordinance in 2020, and formed a sustainable development team this year to lay the foundation for sustainable development.

This year, in particular, we ran a discussion and communication platform for 11 interested groups including women, children/adolescents, seniors, the disabled and reestablished a framework for sustainable development based on the UN guiding principle of leaving no one behind (LNOB) in the implementation of the Sustainable Development Goals (SDGs).

One of the factors behind the emergence of the COVID19 pandemic is the climate crisis and the survival and well-being of humankind that is threatened by the climate crisis and destruction of the ecosystem can only be secured through a paradigm shift by overcoming the customs, culture, and values that have been familiar to us.


Seodaemun-gu's Sustainable Development Report has evaluated the 34 sustainable development indicators based on an upward/downward analysis of the annual statistical data on Seodaemun-gu's sustainability evaluation since 2019 in order to identify problems and suggest ways to strengthen the means of implementation of the SDGs. This report will serve as a fertilizer that can boost the growth of Seodaemun-gu for generations to come.

We hope that all of humankind as well as the people of Seodaemun-gu can work together toward sustainable development and thrive together as a community.

Thank you.



Moon Seok-jin
Chief of Seodaemun-gu District



1 Mt. Gungdong

2 Dongnimmun (Independence) Gate

3 Independence and Democracy Festival

4 Water Gun Festival

5 Seodaemun Prison History Center

6 Ansan Cherry Blossoms

7 Sinchon Christmas Market

8 Hongjeyu-yeon

Executive Summary

The concept of Sustainable Development has emerged and expanded to economics, environment, and society as the needs for sustainable development has constantly been discussed in the international society. The agenda for the Millennium Development Goals (MDGs) that were adopted at the UN Assembly in 2000 became the promise of the world as the 2030 Agenda for Sustainable Development in September 2015 and the central and local governments of Korea began the efforts to carry out the agreement of the international society.

Korea established the 「National Sustainable Development Strategies and Plans」 in 2006 and enacted the 「Framework Act on Sustainable Development」 to gather the efforts of a number of local governments, including the local governments that had joined in the Local Agenda 21, for the international and national efforts. Seodaemun-gu established the 「2019 Fundamental Plans for Seodaemun-gu Sustainable Development」 in September 2019 with Vision-Strategies (5)-Goals (17)-Targets (51) and Sustainable Development Indicators (34) and 288 projects and 334 implementation indicators were selected in December that year with the 「2020 Seodaemun-gu Sustainable Development Implementation Plans」.

Following the 「Seoul Seodaemun-gu Sustainable Development Framework Ordinances」 enacted in April 2020, it was time to evaluate the progress, indicators, and sustainability of sustainable development to analyze the overall inspection of systems, follow-up actions, and reviews and derive implications. First, as a result of analyzing the structure of sustainable development plans to evaluate the sustainability of Seodaemun-gu, the cohesion of goals, targets, and indicators within the Framework Plans were unsatisfactory in four aspects (no cohesion between goals and targets, no cohesion between sustainable development indicators and targets, no cohesion between goals and sustainable development indicators, and lack of data). Also, it was impossible to inspect the achievement as the 34 sustainable development indicators lacked target values, the upward and downward trends of statistical data were analyzed on a yearly basis since the first year of Framework Plans to replace the scale of implementation evaluation with Upward/Downward/As-is0.

As a result of evaluating the 34 sustainable development indicators of Seodaemun-gu (flexibility applied to 2020 due to the massive impact of COVID19), the most indicators drew an acclivity (18, 52.9%), followed by declivity (9, 26.5%), as-is (4, 11.8%), and impossible to evaluate (3, 8.8%). As for the areas of evaluation, the most acclivity was found in space economy, education and culture, public health and welfare, and systems and administration (57.1%, 50.0%, 57.1%, and 85.7% respectively), while the

most declivity was found in climate and environment (42.9%). When the indicators of Seodaemun-gu Sustainable Development were compared to the UN SDGs and 17 goals, they lacked coherence with six goals, which were '2. End to Famine', '5. Sexual Equality', '9. Industrial Innovation and Social Infrastructures', '14. Preservation of Marine Ecosystem', '15. Protection of Ground Ecosystem', and '17. Global Cooperation.' Therefore, it was necessary to re-establish the systems as the existing framework plans and indicators of Seodaemun-gu for sustainable development make it difficult to inspect the progress of sustainable development.

According to the Seodaemun-gu Framework Ordinances on Sustainable Development, a new system of evaluation was established to renew the framework plans every five years and to update the implementation plans and write the sustainability evaluation report every two years. In the decision-making systems, the governor is the final decision-maker of the administrative governance system to steer the fields of economics, society, environment, and systems through the Department of Planning and Budget as the working body. The Sustainable Development Committee was organized as the deliberation and advisory organization and public opinion is gathered through supplementary procedures established by the Committee at times of need. The existing sustainable development governance system makes decisions through the Committee with a limited number of experts and lacks a channel where various interested parties can participate systematically, causing structural limitations against securing the tolerance of sustainable development, which, in principle, shall have no exclusion.

Therefore, Seodaemun-gu has discovered and organized various groups of interested parties within Seodaemun-gu to operate a public circle of discussion for Seodaemun-gu SDGs. The public circle of discussion consists of 11 groups (women, children/juveniles, young adults, senior, disabled, immigrants, civil organizations, labor workers/unions, enterprises/industries, education, and volunteers) and a total of 117 members have registered to participate in it, including the Sustainable Development Committee, a collaborative meeting, an administrative department, the related social organizations, and the general public. The open circle of discussion deliberates three agenda by 'topic' and 'group of interested parties' and participants have participated in a total of five discussions, including two meetings on seven topics (14 times), two meetings on 11 groups of interested parties (22 times), and one general meeting. As a result of gathering public opinion through a survey on priorities, seven strategies, 22 goals, 49 targets, and 129 indicators have been derived.

In sum, five improvement measures for Seodaemun-gu sustainable development have been derived and suggested: first, the need to expand value as a common goal; second, the need to convert to a goal-oriented system; third, the need for the network governance to perform active roles; fourth, the need to construct indicators and platform for evaluation; and last, the need to segment the system for evaluation. The sustainability of Seodaemun-gu would be achieved when the people, administration, and Sustainable Development Committee of Seodaemun-gu perform and evaluate the suggested roles separately and together.

Contents

Part1 Overview	009
1.1 Introducing Seodaemun-gu	011
1.2 Background and Purpose of Report	014
1.3 Scope and Method of Report	018
1.4 Process and System of Seodaemun-gu's Sustainable Development	020
1.5 Analysis of Seodaemun-gu's Framework and Implementation Plans	025
Part2 Implementation of Sustainable Development in Seodaemun-gu	045
2.1 Model Cases of Sustainable Development in Seodaemun-gu	047
2.2 Analysis and Results of Seodaemun-gu's Sustainable Development Implementation System	051
2.3 Results of Seodaemun-gu's Sustainability Review	057
2.4 Suggestions for Improving Sustainable Development in Seodaemun-gu	120
Part3 Framework Plans for Implementation of the SDGs in Seodaemun-gu	133
3.1 Background and Purpose	135
3.2 Achievements and Challenges in Sustainable Development in Seodaemun-gu	145
3.3 Seodaemun-gu's Own SDGs (Draft)	169
3.4 Future Implications (Short-term)	186
Part4 Appendix	187

**2021 Seodaemun-gu
Sustainable Development Report**



Part 1

Overview

- 1.1 Introducing Seodaemun-gu
- 1.2 Background and Purpose of Report
- 1.3 Scope and Method of Report
- 1.4 Process and System of Seodaemun-gu's Sustainable Development
- 1.5 Analysis of Seodaemun-gu's Framework and Implementation Plans



Part1

Overview



1.1 Introducing Seodaemun-gu

1. Regional Traits and Demographics of Seodaemun-gu

Seodaemun-gu is a self-governed district located in the mid-west section of Seoul. It has been a dwelled settlement since the Stone Age and there were fierce battles over the Han River area during the Age of Three Empires (AD5C~6C).

Seodaemun-gu has a relatively moderate climate and a center of transportation connecting Seoul to the suburbs adjacent to Eunpyeong-gu, Mapo-gu, Jongno-gu, and Jung-gu. It is occupied by more forests and fields, basins and hills than flatland with Mt. An (296m) at the center, Mt. Baengnyeong (215m) bordering Eunpyeong-gu and Mt. Inwang (338 m) bordering Jongno-gu to the north. Together, they are forming a harmonious nature and magnificent sceneries. The Hongje River and Bulgwang River originating from the Segeom River are flowing side to side toward the Han River to create a pleasant environment. Seodaemun-gu is also the center of culture and education with a number of cultural heritages and remains and tens of renowned and noted educational facilities.



Population
305,840 people



Female 52.2%
159,632 people



Male 47.8%
146,208 people

Area 17.61km² 2.91% of Seoul (605.3Km²)



Residential Zone 87.27%
15.37 km²



Commercial Zone 1.59%
0.28 km²



Green Zone 11.13%
1.96 km²

2. History of Seodaemun-gu Sustainable Development

2019



Sep

Sustainable Development Framework Plans established:

- Overall plans of Seodaemun Administration from 2019 to 2023 (5 years).
- 34 indicators of sustainable development (Climate & Environment, Education & Culture, Public Health & Welfare, Economy & Industries, Systems & Administration).

Dec

Sustainable Development Implementation Plans established:

- Five strategies, 17 implementation targets, 50 unit targets, and 289 projects.



Sep

Conducted a survey to gather opinion.

- Survey of priority of citizens among SDGs of Seodaemun-gu.
- The department of administration gathered opinion in writing.

Jul-Aug

Operated a site for open discussion and communication.

- Two meetings on seven topics (Jul, 14 sessions, 92 participants in the 1st meeting, 78 participants in the 2nd meeting).
- Two meetings for 11 interested parties (Aug, 22 sessions, 93 participants in the 1st meeting, 97 participants in the 2nd meeting).

Oct

Hosted general meetings for discussion and communication.

- Presented results of discussion on seven topics and the statements of 11 interested party groups.
- Presented the administrative opinion in writing and hosted expert discussion and general discussion in economy, society, and environment.



2020

2021

Apr

Enacted the Sustainable Development Basic Ordinances.

Jan

Organized the Sustainable Development Team.



May~Jun

<Re-establishment of Sustainable Development Framework Plans>

Subscribed interested parties for sustainability discussion and communication.

- 100 members from Sustainable Development Committee, Agreement Meetings, Civil-Government Organizations, and responsible officers.

Apr

Organized the Sustainable Development Committee.

- 41 members (Ex-officio: 8, Commissioned: 33)



Dec

Vision declared.

- The Sustainable Development Committee approved framework plans and declared vision (7 strategies, 22 goals, and 49 target goals).

1.2 Background and Purpose of Report

1. Background of Reports and Why We Need Them

- Sustainable Development first attracted attention as a challenge to maintain the sustainability of economic growth at the United Nations Conference on Human Environment (UNCHE) held in Stockholm in June 1972 and was first used at a publication called 「World Environmental Preservation Strategy: Protection of Living Resources for Sustainable Development (1980)」 eight years later.
- In 1987, it became a popular term when it was mentioned in Our Common Future, a report by World Commission on Environment and Development (WCED) affiliated to the UN Environmental Programme (UNEP). Chairman Gro Harlem Brundtland of the Commission, who was the Prime Minister of Norway, provided the definition for sustainable development that is still used today.
 - Sustainable development is the development that satisfies the current needs without damaging the capacities that would satisfy the needs of the future generations (Brundtland 1987, 41).
- The needs for sustainable development began in the field of economics and later expanded to the environment and society. Many states around the world underwent a series of international conferences to adopt a specific set of Millenium Development Goals (MDGs) at the 55th UN Assembly in New York in September 2000.
 - The major international conferences included the United Nations Conference on Environment and Development (UNCED), or Rio Summit, held in 1992, the UN World Summit on Sustainable Development (WSSD) of 2002, and the 2012 United Nations Conference on Sustainable Development (UNCSD), or Rio+20.
 - MDGs set eight goals, 21 targets, and 58 indicators for developing countries to fight poverty, improve education, and protect the environment from 2000 to 2015.
- The member nations gathered in New York on September 25, 2015 for the United Nations Sustainable Development Summit (UNSDS) to agree on and adopt the 2030 Agenda for Sustainable Development and Sustainable Development Goals (SDGs).
- SDGs suggested 17 goals and 169 targets as the greatest common goal for the UN and international society between 2016 and 2030 and included 244 indicators (232 excluding redundancies) to evaluate the progress.
- The structure of 2030 Agenda for Sustainable Development included Declaration–Sustainable Development Goals–Implementation–Evaluation with Follow–up and Review to create an endless cycle to achieve the goals.

The Structure of UN SDGs 2030 Agenda for Sustainable Development



Source: UNDG, 2017: 11

- In Korea, sustainable development was actively promoted by the civil society with 「Local Agenda 21」 as local self-governing system was introduced in 1994 after the Rio Summit. After the Johannesburg Summit, the government took initiatives to establish the Sustainable Development Committee's 「National Sustainable Development Strategies and Implementation Plans」 in 2006 and enact the Framework Act for Sustainable Development in 2007 (Chungcheongnam-do, 2013).
- Although sustainable development was reduced to a subcategory of green growth with the 「Framework Act on Low Carbon, Green Growth」 enacted in 2010, the Korean Sustainable Development Goals (K-SDGs) was introduced in 2018 to supplement the 「3rd Sustainable Development Framework Plans」 and passed the National Assembly deliberation in December that year, with the adoption of the 2015 UN SDGs.
 - K-SDGs was led by the Ministry of Environment's Sustainable Development Committee and consisted of a deliberation body, a working team, and K-MGos (Korean-Major Groups and Other Interested groups) to establish the procedures (Ministry of Environment, 2019).
- A number of local governments also adopted the sustainable development goals, following the needs of the deliberation body, to promote the Local Agenda 21 and participate in the international and national efforts for sustainable development in the fields of economics, environment, and society.

- Seodaemun-gu also established the 「2019 Seodaemun-gu Sustainable Development Framework Plans」 in September 2019 and the 「2020 Seodaemun-gu Sustainable Development Implementation Plans」 in December that year.
- Seodaemun-gu Sustainable Development Framework Plans established in September 2019 consisted of Vision-Strategies (5)-Implementation Targets (17)-Unit Targets (51) and Sustainable Development Indicators (34) and Seodaemun-gu Sustainable Development Implementation Plans adopted 288 projects and 334 indicators to execute the Unit Targets in December that year.

Seodaemun-gu Sustainable Development Framework Plans and Implementation Plans

Vision	Strategies	Implementation Targets	Unit Targets	Sustainable Development Indicators	Projects	Indicators
1	5	17	51	34	288	334
Implementation Plans					Implementation Plans	

- Also, Seodaemun-gu enacted the 「Seoul Seodaemun-gu Sustainable Development Framework Ordinances」 in April 2020 and organized the Sustainable Development Committee in 2021 following Article 9 (Organization and Functions of Committees).
- It was time to establish and evaluate the implementation plans in pursuant to Article 5 (Implementation Plans), Article 6 (Evaluation of Progress), and Article 7 (Sustainable Development Indicators and Sustainability Evaluation) of the Ordinances.
 - The evaluation was limited to the latest two years' progress of implementation plans and sustainable development indicators.

2. Purpose of Reports

- The keys to the SDGs implementation system are the establishment of sustainable development strategies and implementation plans and the sustainable development indicators that can diagnose the progress of sustainable development and judge the performance of sustainable development strategies and implementation plans (Soo Gil Oh, Eun Gyeong Kim, and Soon Won Hwang, 2016).

- Jeong Seok Lee et al. (2019) stress that it is necessary to secure connection and balance between the national and local governments of Korea as K-SDGs, which is the Korean sustainable development goals, does not properly reflect the stances and opinion of each local region in Korea despite that it is a set of national sustainable development goals.
 - OECD has suggested the components of Policy Coherence for Sustainable Development: ① Political Promises/Duties and Leadership, ② Long-term Vision and Plans, ③ Policy Integration, ④ Coherence of Policies and Systems, ⑤ Participation of Regional and Local Governments, ⑥ Participation of Various Interested group, ⑦ Analysis and Evaluation of Impact on Policies, and ⑧ Monitoring, Reports, and Evaluation (OECD, 2018; Ho Seok Kim, 2020: 12, re-excerpted).
- The concept of coherence cannot be applied without flexibility as the circumstances and reality of each local government vary; however, it is necessary to identify the reason or governance factor of discrepancies.
- Therefore, the systems and indicators of the 「2019 Seodaemun-gu Sustainable Development Framework Plans」 and the 「2020 Seodaemun-gu Sustainable Development Implementation Plans」 were analyzed in detail.
- A research was conducted on the cases of follow-up and review of local governments in Korea and abroad in regards to the sustainable development plans to derive implications.
 - “We promise to participate in systemized follow-up and review of the implementation of the Agenda for the next 15 years. The follow-up and review framework that is powerful, voluntary, effective, participatory, clear, and integrated will have a significant contribution in implementation and allow each state to maximize and trace the process of implementation so no state is left behind (the 2030 Agenda for Sustainable Development, UN 2015).
- In sum, the ultimate purpose is to suggest the measures to improve Seodaemun-gu's sustainable development.

1.3 Scope and Method of Report

1. Scope of Writing Reports

Part 1 and 2 of the report (VLR) discuss the evaluation of Seodaemun-gu Fundamental Plans for Sustainable Development established in 2019 and Part 3 contains the process and contents of fundamental plans re-established based on the suggestions of evaluation report.

- Scope of Space
 - Seodaemun-gu, Seoul
- Scope of Time
 - Sustainable development evaluation (indicators) applies to 2019-2000 since the establishment of Framework Plans and Implementation Plans.
 - 2019-July 2021 for everything else.
- Scope of Contents
 - Analysis of Seoul Seodaemun-gu Sustainable Development Framework Plans and Implementation Plans;
 - Updates concerning Seodaemun-gu sustainable development (Sustainable Development Ordinances, committees, etc.); and
 - Plans and structures of local governments in Korea and abroad related to sustainable development.

2. How to Write Reports

- The structure of Seodaemun-gu Sustainable Development Plans and the method of evaluation of Implementation Plans are reviewed.
 - The yearly trends of 34 indicators of sustainable development are analyzed to review the sustainability of Seodaemun-gu.
 - Data are gathered from nationally accredited statistics and departments related to Seodaemun-gu.
- The measures to improve Seodaemun-gu's sustainable development are discussed with advice of the research institution that has established the sustainable development plans for local governments in Korea.

Contents and Method of Reports

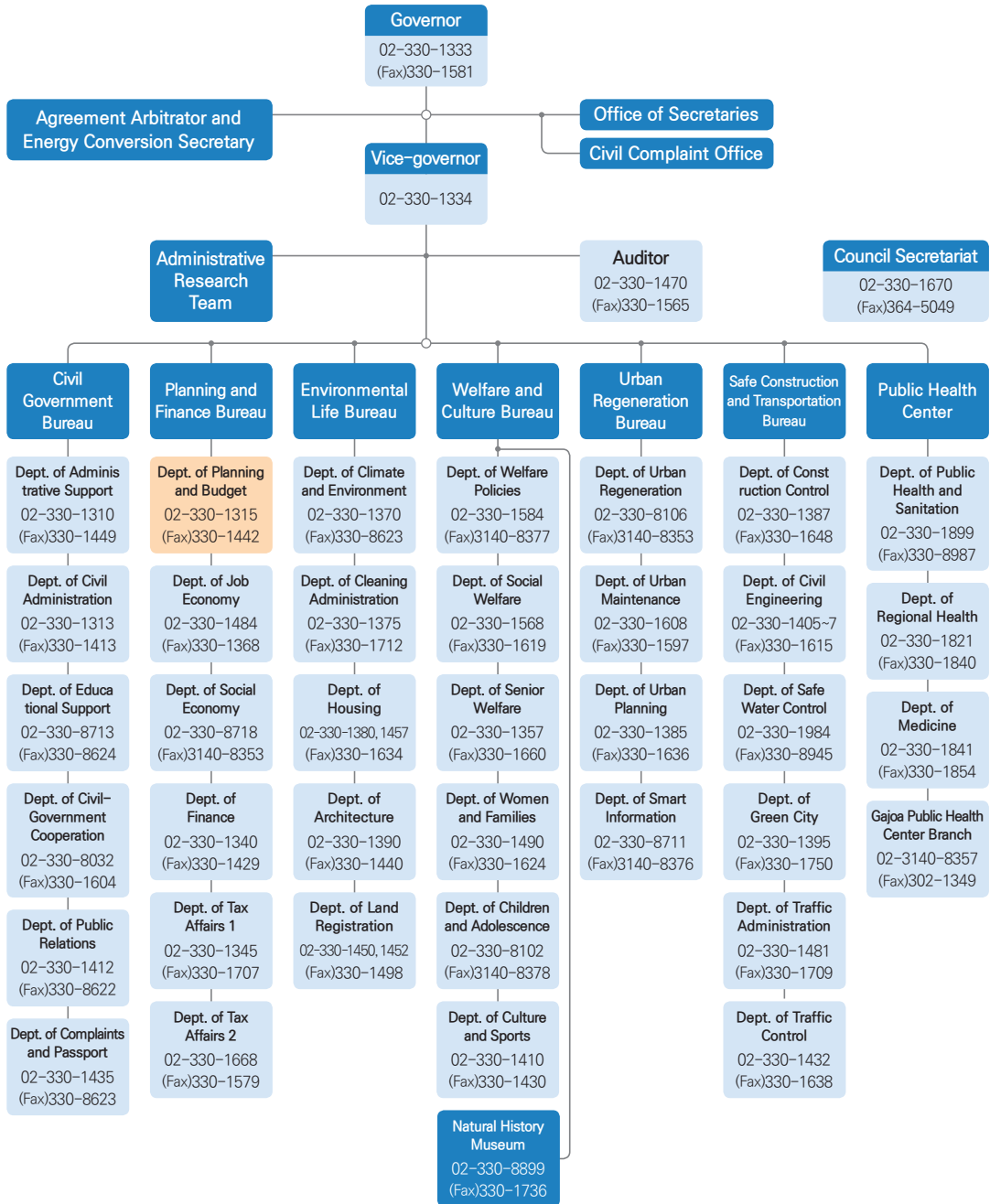
Contents of Reports	How to Write Reports	
Structure of Seodaemun-gu Sustainable Development Plans and method of evaluating Implementation Plans	- Literature review - Data analysis	Search Cooperation with Seodaemun-gu departments
Discussion of improvement measures	- Literature review - Expert advice	Search Seminars and writings

1.4 Process and System of Seodaemun-gu's Sustainable Development

1. Administrative Organization and Systems

- The initial administrative body for Seodaemun-gu's sustainable development was the Policy Planning Team of the Department of Planning and Budget in the Planning and Finance Bureau, and it took charge of establishing the Framework and Implementation Plans, enacting the Ordinances, and education.
- In January 2021, the Sustainable Development Team was newly organized within the Department of Planning and Budget in the Planning and Finance Bureau to take charge of all issues concerning sustainable development.

Organization of Seodaemun-gu



○ Seodaemun-gu's sustainable development systems include the 「Seoul Seodaemun-gu Sustainable Development Framework Ordinances」(Ordinances #1354, enacted on April 16, 2020). The Ordinances was partially amended as #1444 on September 23, 2021.

- In Seoul, the districts that have enacted and executed Sustainable Development Ordinances include the Seoul Local Government, Gangdong-gu, Gangbuk-gu, Gangseo-gu, Guro-gu, Dobong-gu, Seodaemun-gu, Seongdong-gu, Yangcheon-gu, Eunpyeong-gu, and Jongno-gu. Most of them have framework ordinances, but Gangdong-gu has the ordinances for organizing and operating a sustainable development commission¹.
- The local governments that had the bodies for Local Agenda 21 have established the ordinances for organizing and operating a sustainable development commission in addition to the framework ordinances and some have ordinances to establish a foundation for sustainable development education or to operate RCE².
 - Sustainable development ordinances have been enacted by about 127 local governments among the local governments of 17 metropolitan regions (Seoul (11), Busan (2), Incheon (5), Gwangju (2), Daejeon (1), Sejong (1), Ulsan (2), Gyeonggi (35), Gangwon (11), Chungbuk (4), Chungnam (17), Jeonbuk (5), Jeonnam (12), Gyeongbuk (5), Gyeongnam (13), and Jeju (1)).

2. Sustainable Development Committee

- Following Article 9 (Organizing and Functions of Committee) of the 「Seoul Seodaemun-gu Sustainable Development Basis Ordinances」, the 1st term of Seodaemun-gu Sustainable Development Committee was organized with 41 members (2021–2023).
 - Positions of the ex-officio: Governor (Co-chairman), Director of Civil Administration Bureau, Director of Planning and Finance Bureau, Director of Environment and Life Bureau, Director of Welfare and Culture Bureau, Director of Urban Regeneration Bureau, Director of Safety, Construction, and Traffic Bureau, and Director of Public Health Center
 - Commissioned positions: Anyone with profound knowledge and experience in sustainable development among the members of district council, civil organizations, educational sector, industrial sector, etc.

¹ Searched on July 28, 2021.

² Regional Centre of Expertise on Education for Sustainable Development

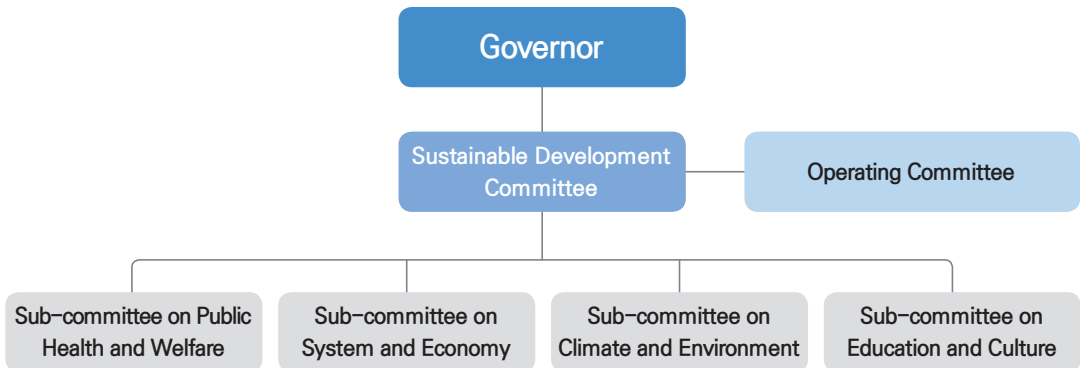
Organization of Seodaemun-gu Sustainable Development Committee

(Unit: people (%))

Item		Public Health and Welfare	Systems and Economy	Climate and Environment	Education and Culture	Total
Commissioned	Civil	6	7	6	10	29
	District Council	1	1	1	1	4
Ex-officio		2	2	2	2	8
Total		9(22.0)	10(24.4)	9(22.0)	13(13.7)	41(100.0)

- Seodaemun-gu Sustainable Development Committee consists of four divisions: ① Public Health and Welfare, ② Systems and Economy, ③ Climate and Environment, and ④ Education and Culture.

Seodaemun-gu Sustainable Development Committee



- The 1st term of Sustainable Development Committee consisted of 63.4% (26) male members and 36.6% (15) female members and the age brackets were 9.8% (4) in the 30s, 14.6% (6) in the 40s, 36.6% (15) in the 50s, 29.3% (12) in the 60s, and 9.8% (4) in the 70s. The most members were in the 50s. In terms of occupations, 24.4% were in the education/research sector, 26.8% in the citizen and civil organization sector, 19.5% in enterprises, 9.8% in council members, and 19.5% in government officers.

Gender Ratio of Seodaemun-gu Sustainable Development Committee

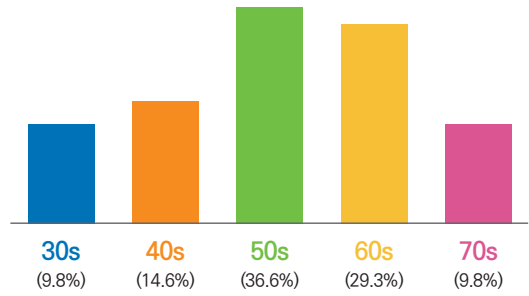


Male 36.6%

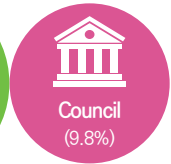
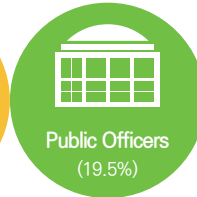
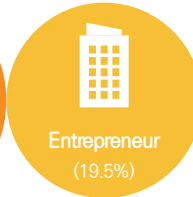
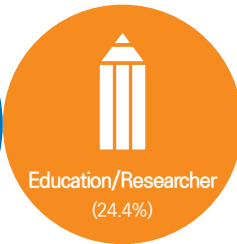



Female 63.4%

Age Brackets of Seodaemun-gu Sustainable Development Committee



Occupations of Members of Seodaemun-gu Sustainable Development Committee



1.5 Analysis of Seodaemun-gu's Framework and Implementation Plans

1. Overview

- Seodaemun-gu established the 「Seodaemun-gu Sustainable Development Framework Plans」 in September 2019 and enacted the 「2020 Seodaemun-gu Sustainable Development Implementation Plans」 in December that year (hereinafter referred to as the Framework Plans and Implementation Plans).
- The Framework Plans consists of Vision-Strategies (5)-Implementation Targets (17)-Unit Targets (51)-Projects (288).
- The Implementation Plans includes indicators for 288 projects to achieve the implementation and unit targets of the Framework Plans.
- Local governments' sustainable development plans can be related to the administrative vision of districts and Seodaemun-gu has also aligned the five strategies of Sustainable Development Vision with the six strategies of administration.

Six Strategies of Seodaemun-gu Administration (Left) and Five Strategies of Sustainable Development (Right)

Six Strategies of Seodaemun-gu Administrative Vision	Five Strategies of Seodaemun-gu Sustainable Development
01. Seodaemun – Economy of co-existence through spatial strategies	<ul style="list-style-type: none"> • Seodaemun – Economy of co-existence through spatial strategies • Seodaemun – Education and culture for all • Seodaemun – Healthy with welfare for all • Seodaemun – Eco-friendly with clean urban environment • Seodaemun – Open administration with responsibilities and authority
02. Seodaemun – Education for future minds	
03. Seodaemun – Culture anytime, anywhere	
04. Seodaemun – Welfare for all	
05. Seodaemun – Clean and eco-friendly urban environment	
06. Seodaemun – Participation with responsibilities and authority	

2. Foundation and Characters

- The foundation was Article 4: Establishment of Framework Plans and Article 5: Establishment of Implementation Plans of the 「Seoul Seodaemun-gu Sustainable Development Framework Ordinances」 (Ordinances #1354, enacted on April 16, 2020).

- The Framework Plans set sustainability as the key principle of administration and suggested the major policies and the directions of each project. It contains mid/long-term plans for the administrative goals to recognize and adjust the mutual coherence of economy, social culture, and environment.
- The Implementation Plans has been re-written as the visionary system of sustainability of administration and reflects the re-classification of strategies of each division, not department or function, and the administrative demands that are constantly updated through constant discussion between the civil and public sectors.

3. Major Contents and Analysis

- Seodaemun-gu Fundamental Plans for Sustainable Development was established to set the sustainability as the common principle of Seodaemun-gu administration from 2019 to 2023 (5 years) to suggest the directions for major policies and programs.
- The Framework Plans consists of Vision-Strategies (5)-Implementation Targets (17)-Unit Targets (51)-Projects (288).

Structure of Seodaemun-gu Sustainable Development Framework Plans and Implementation Plans

Vision	Strategies	Implementation Targets	Unit Targets	Sustainable Development Indicators	Projects	Indicators
1	5	17	51	34	288	334
Implementation Plans					Implementation Plans	

Vision and Structure of Seodaemun-gu Sustainable Development

Vision	Seodaemun – Dreaming of the future				
Strategies	<p style="text-align: center;">Spatial Economy</p> <p style="font-size: 2em; font-weight: bold; color: white;">1 Seodaemun-Economy for coexistence through spatial strategies</p>	<p style="text-align: center;">Education and Culture</p> <p style="font-size: 2em; font-weight: bold; color: white;">2 Seodaemun – The city of education and culture for all</p>	<p style="text-align: center;">Public Relations and Welfare</p> <p style="font-size: 2em; font-weight: bold; color: white;">3 Seodaemun – Public healthcare for all</p>	<p style="text-align: center;">Climate and Environment</p> <p style="font-size: 2em; font-weight: bold; color: white;">4 Eco-friendly Seodaemun with clean urban environment</p>	<p style="text-align: center;">Systems and Administration</p> <p style="font-size: 2em; font-weight: bold; color: white;">5 Seodaemun – Open administration with responsibilities and authority</p>
Implementation Targets	<p>1-1. The city of balanced development through spatial strategies for six zones</p> <p>1-2. Making quality jobs for each life cycle</p> <p>1-3. Revitalization of social economy and small-sized merchants</p>	<p>2-1. Seodaemun – The city of education where everyone can learn and grow together</p> <p>2-2. City of culture and arts in everyday life</p> <p>2-3. City of living history and culture</p>	<p>3-1. Welfare community for all through tailored welfare systems</p> <p>3-2. Healthy society where everyone is happy</p> <p>3-3. Social sports with no discrimination for coexistence</p> <p>3-4. Safe and secure city for all</p>	<p>4-1. Response to climate change for the future</p> <p>4-2. Sustainable resource recycling for Green Earth</p> <p>4-3. Eco and environmental city that grows with nature</p> <p>4-4. People-centered traffic environment city</p>	<p>5-1. Citizen-centered self-governing authority for advanced local administration</p> <p>5-2. Administrative innovation based on communication and agreements</p> <p>5-3. Sound and transparent local finance</p>
Unit Targets	<p>1-1-1. Regional development of Hongje/Hongjeun</p> <p>1-1-2. Regional development of Gajoa/Yeonhi</p> <p>1-1-3. Regional development of Seodaemun</p> <p>1-1-4. Regional development of Bugahyeon</p> <p>1-1-5. Regional development of Sinchon</p> <p>1-1-6. Regional development of Bukgajoa</p> <p>1-2-1. Various programs for jobs for young men and women</p> <p>1-2-2. Expansion of job opportunities for 50+</p> <p>1-2-3. Creation of tailored jobs</p>	<p>2-1-1. Adolescent career and education using local resources</p> <p>2-1-2. Quality educational environment for all</p> <p>2-1-3. Lifelong learning programs for local community</p> <p>2-2-1. Cultural environment for cultural diversity</p> <p>2-2-2. Expansion of original cultural and tourism contents</p> <p>2-2-3. Revitalization of voluntary culture and arts</p> <p>2-3-1. Restoration and protection of historical and cultural assets</p>	<p>3-1-1. Reinforcement of social security network and minimization of blind areas of welfare</p> <p>3-1-2. Self-support foundation for the social weak</p> <p>3-1-3. Happy and abundant senior environment</p> <p>3-1-4. Childcare environment for the happiness of rearing kids together</p> <p>3-2-1. Programs to enhance public health</p> <p>3-2-2. Public health and medical services</p> <p>3-2-3. Infrastructures for life sports activities</p> <p>3-3-1. Construction of gender equality society</p>	<p>4-1-1. Clear and peaceful urban environment</p> <p>4-1-2. Zero damage from natural disasters with preparation</p> <p>4-1-3. Improvement of energy efficiency for sustainable energy</p> <p>4-2-1. Maximization of resource recycling</p> <p>4-2-2. Expansion of efforts to reduce waste</p> <p>4-3-1. Preservation and recovery of natural ecosystem in the city</p> <p>4-3-2. Prevention of environmental pollution for sustainably clean environment</p>	<p>5-1-1. Seodaemun – A local government leading localization</p> <p>5-1-2. Participation for stable civil government</p> <p>5-1-3. Open communication to listen to the voices of citizens</p> <p>5-1-4. Village communities with civil participation</p> <p>5-2-1. Administrative services accessible for the general public</p> <p>5-2-2. Revitalization of administration through agreements</p> <p>5-3-1. Sound and transparent financial capacities</p>

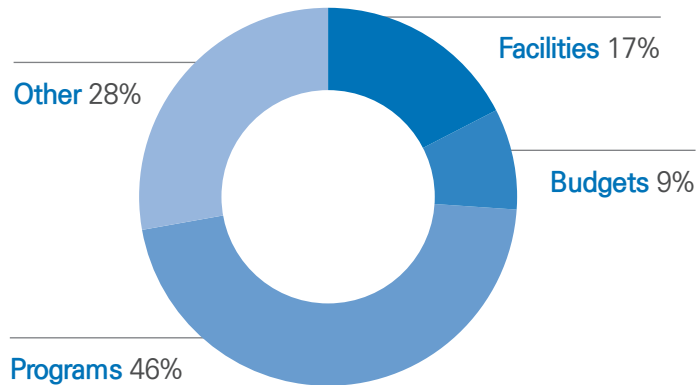
Unit Targets	<p>1-3-1. Construction and expansion of social and economic infrastructures</p> <p>1-3-2. Revitalization of shared economy</p> <p>1-3-3. Supporting self-support capacities of small enterprises and small-sized merchants</p>	<p>2-3-2. Awareness through historical and cultural assets</p>	<p>3-3-2. Welfare and rights for the disabled</p> <p>3-3-3. Expansion of child-friendly city</p> <p>3-4-1. Trusted food and public sanitation</p> <p>3-4-2. Safe life system for security</p>	<p>4-3-3. Construction and expansion of green space in everyday life</p> <p>4-4-1. Pedestrian-centered traffic environment</p> <p>4-4-2. Construction of traffic systems to improve mobility of local citizens</p> <p>4-4-3. Pleasant streets for pedestrians</p>	<p>5-3-2. Civil-participatory budgeting closer to the people</p>
Indicators	<p>1. Rate of public purchase of products of social enterprises</p> <p>2. Reemployment training programs for middle-aged people</p> <p>3. (Corrected) Number of social enterprises</p> <p>4. Rate of companies sponsored by small/medium business funds</p> <p>5. Rate of purchase of sustainable public goods</p> <p>6. Gross Regional Domestic Production (GRDP)</p> <p>7. Number of homes for housing environment improvement project</p>	<p>8. Seodaemun-gu happiness index</p> <p>9. Rate of educational budget in Seodaemun-gu's general accounting</p> <p>10. Civil satisfaction with education-culture</p> <p>11. Rate of support for regional organizations for culture and arts</p> <p>12. Participation in lifelong learning</p> <p>13. Number of users of cultural facilities</p>	<p>14. Number of families for integrated case control</p> <p>15. Rate of early examination for dementia (60 and up)</p> <p>16. Installation of amenities for the disabled</p> <p>17. National vaccination rate</p> <p>18. Number of crimes</p> <p>19. Rate of children in national/public daycare centers</p> <p>20. Rate of health examination</p>	<p>21. New renewable energy supply</p> <p>22. Park/greenery area per capita</p> <p>23. Damage by rainfall and flood per year</p> <p>24. Number of times exceeding air pollutant standards</p> <p>25. Rate of everyday waste recycling</p> <p>26. Daily water consumption per capita</p> <p>27. Green traffic usage</p>	<p>28. Number of administration PR via SNS and press</p> <p>29. Number of visitors of government website</p> <p>30. Participation in volunteer services</p> <p>31. Complaint processing speed index</p> <p>32. Suggestion adoption rate</p> <p>33. Participatory budget reflection rate</p> <p>34. The number of committee meetings held</p>

Resource: Reconfiguration of the 2019 Seodaemun-gu Framework Plans and the 2020 Implementation Plans

- The Implementation Plans consists of 288 projects to achieve the implementation and unit targets of Framework Plans and indicates the indicators for each project to secure the evaluation systems for strategies-targets-projects and evaluation and follow-up.
- As a result of analyzing the 300 projects of the Implementation Plans³, it was broken down to 46.3% program operation, 27.7% system innovation and research, 17.3% facilities, and 8.7% projects sponsored by budgets.

³ Number of projects including the sub-projects of projects.

Projects Included in Seodaemun-gu Sustainable Development Implementation Plans



The 2020 Implementation Plans of Seodaemun-gu

Field	Strategies	Implementation Targets	Unit Targets	Projects	Indicators	Analysis
Spatial Economy	Seodaemun-Economy for coexistence through spatial strategies	The city of balanced development through spatial strategies for six zones	Regional development of Hongje/Hongseun	Hongje Underground City	1	Facilities
				Redevelopment of Hongje/Hongseun	2	Facilities
				Reconstruction of Hongje/Hongseun	5	Facilities
			Regional development of Gajosa/Yeonhi	Redevelopment of Moraena-Seojung Marketplaces	1	Facilities
				Urban regeneration of Moraena Marketplace and vicinity	1	Facilities
				Construction of Gajaeul Library	1	Facilities
				Redevelopment of Yeonhi Zone 1	1	Facilities
			Regional development of Seodaemun	Urban regeneration New Deal for Cheonyeonchunggyeon	1	Facilities
				Underground parking for Dongnipmun Children's Park	1	Facilities
			Regional development of Bugahyeon	Construction of Bugahyeon Culture and Sports Center	1	Facilities
				Construction of Gwaseon Bridge	1	Facilities
				Redevelopment of Bugahyeon	3	Facilities
			Regional development of Sinchon	Construction of Sinchon-dong Complex	1	Facilities
				Restructuring of Sinchon Station Square	1	Facilities

Field	Strategies	Implementation Targets	Unit Targets	Projects	Indicators	Analysis														
Spatial Economy	Seodae mun-Economy for coexistence through spatial strategies	The city of balanced development through spatial strategies for six zones	Regional development of Bukgajoa	Construction of public maternal center	1	Facilities														
				Constuction of Bukgajoa-2-dong Complex	1	Facilities														
				Civil-directed urban regeneration of lower stories in Bukgajoa and vicinity	1	Facilities														
		Spatial Economy	Seodae mun-Economy for coexistence through spatial strategies	Making quality jobs for each life cycle	Various programs for jobs for young men and women	Revitalization of start-ups	1	Programs												
						Start-up forums	1	Programs												
						Start-up Incubator #2	1	Facilities												
						Seodaemun-gu labor welfare center	1	Programs												
					Spatial Economy	Seodae mun-Economy for coexistence through spatial strategies	Making quality jobs for each life cycle	Expansion of job opportunities for 50+	50+ center	1	Programs									
									Care service for middle-aged and senior populations	1	Programs									
									Center in charge of jobs for senior	1	Programs									
									Operation of jobs for senior	1	Budget									
									Recruitment of short-term positions for parks, landscaping, and natural ecologies	1	Budget									
								Spatial Economy	Seodae mun-Economy for coexistence through spatial strategies	Making quality jobs for each life cycle	Creation of tailored jobs	Operation of Job Plus Center	2	Programs						
												Public notification of job goals	1	Programs						
												Jobs for local communities	1	Programs						
												Start-up support center	1	Programs						
											Spatial Economy	Seodae mun-Economy for coexistence through spatial strategies	Making quality jobs for each life cycle	Construction and expansion of social and economic infrastructures	Operation of social and economic village center	1	Programs			
															Civil experience and education programs	1	Programs			
															Spaces for social enterprises	1	Budget			
															Expansion of public purchases and sales channels for social enterprises - public notification of public purchases	1	Budget			
															Social and economic academy	1	Programs			
														Spatial Economy	Seodae mun-Economy for coexistence through spatial strategies	Making quality jobs for each life cycle	Revitalization of shared economy	Operation of tool rental shops	1	Programs
																		Sharing and opening of public facilities	1	Programs
																		Sharing kids' clothing	1	Programs
																		Promotion of sharing and expansion of sharing culture	2	Programs

Field	Strategies	Implementation Targets	Unit Targets	Projects	Indicators	Analysis
Spatial Economy	Seodaemun-Economy for coexistence through spatial strategies	Revitalization of social economy and small-sized merchants	Supporting self-support capacities of small enterprises and small-sized merchants	Loans through Seodaemun-gu small/medium company funds	1	Budget
				Financial support for small-sized merchants – Ecosystem for small-sized merchants	1	Programs
				(Same as above)_Organization of alleyway spheres	1	Programs
				(Same as above)_Self-support capacities of local commercial spheres	1	Programs
				Revitalization of traditional marketplaces_ Market management innovation program	1	Programs
				(Same as above)_Modernization of facilities and improvement of parking	1	Facilities
				Food District in Chungjeong-ro	1	Programs
				Revitalization of alleyway sphere in Sinchon	1	Programs
Education and Culture	Seodaemun – The City of education and culture for all	Seodaemun – The city of education where everyone can learn and grow together	Adolescent career and education using local resources	Career/educational programs for college students	1	Programs
				Mentoring for college students	1	Programs
				College entrance information tailored for students	1	Programs
				Scholarship programs	1	Budget
				Career/educational programs for adolescence	1	Programs
				My town expedition programs	1	Programs
				School violence prevention programs	1	Programs
				Bazaar for sharing school uniforms	1	Programs
				Everyone project	1	Programs
				Our local teachers – "I'm Sem"	1	Programs
				Seodaemun career and job experience center	1	Programs
				Construction of adolescence center	1	Facilities

Field	Strategies	Implementation Targets	Unit Targets	Projects	Indicators	Analysis
Education and Culture	Seodaemun – The City of education and culture for all	Seodaemun – The city of education where everyone can learn and grow together	Quality educational environment for all Quality educational environment for all	Saturday School	1	Programs
				Modu-I experience with parents	1	Programs
				Online English classes with native speaking teachers	1	Programs
				Eco-friendly free meal services	1	Budget
				Snail School – slow, free learning center outside schools	1	Programs
				Non-GMO school meals	1	Budget
				Seodaemun-gu public meal center	1	Programs
				Construction of small library	1	Facilities
				Revitalization of small library	1	Programs
				Public library services tailored for users	1	Programs
				Reading programs to nurture readers in Seodaemun-gu	1	Programs
				Smart library	1	Facilities
				Civil informatization programs	2	Programs
				Young kids' forest experience site	1	Programs
		Lifelong learning programs for local community	UNESCO global learning city network	1	Other	
			Civil colleges	1	Programs	
			Revitalization of Sero Alley	1	Programs	
			Lifelong learning city	1	Programs	
			Learning clubs	1	Facilities	
			Lifelong learning forums	1	Programs	
			Lifelong learning center	1	Programs	
			Revitalization of learning communities	1	Programs	
		Literacy programs for adults	1	Budget		
		City of culture and arts in everyday life	Cultural environment for cultural diversity	Four brand festivals of Seodaemun	1	Programs
				Seodaemun art village	1	Programs
				Programs for local organizations of culture and arts	1	Budget

Field	Strategies	Implementation Targets	Unit Targets	Projects	Indicators	Analysis
Education and Culture	Seodaemun – The City of education and culture for all	City of culture and arts in everyday life	Cultural environment for cultural diversity	Various local culture and arts events	1	Programs
				Hongjecheon Art Museum	1	Programs
				Cultural power plant	1	Programs
				Creative play center	1	Facilities
				Foundation of cultural foundation	1	Other
				Seodaemun Cultural Center	1	Budget
			Expansion of original cultural and tourism contents	Sinchon Playbus	1	Programs
				Various culture and tourism festivals	1	Programs
				French Street promotion programs	1	Programs
			Revitalization of voluntary culture and arts	Programs for busking and culture and arts activities on streets	1	Programs
				Provincial women's chorus and children's chorus	1	Programs
				Youth union festival	1	Budget
			Restoration and protection of historical and cultural assets	Restoration and maintenance of Seodaemun Prison Historic Center	1	Facilities
				Repair and maintenance of traditional temples	1	Facilities
			Awareness through historical and cultural assets	Promotion of historical, cultural, and tourism resources	1	Programs
				Historical and cultural expedition programs	1	Programs
			Public Health and Welfare	Seodaemun– Public healthcare for all	Welfare community for all through tailored welfare systems	Reinforcement of social security network and minimization of blind areas of welfare
Welfare security network through visiting civic center	1	Other				
Revitalization of local social security commission	1	Other				
Revitalization of tailored case studies	1	Other				
Discovery of and programs for blind areas of welfare	1	Other				

Field	Strategies	Implementation Targets	Unit Targets	Projects	Indicators	Analysis
Public Health and Welfare	Seodaemun-Public healthcare for all	Welfare community for all through tailored welfare systems	Reinforcement of social security network and minimization of blind areas of welfare	Discovery of and programs for welfare resources	1	Other
				Integrated case management center for families with hardships	1	Programs
				Integrated case management center for families with hardships	2	Programs
				Survey for social welfare beneficiaries	1	Other
				Seodaemun-gu juvenile counseling and welfare center for youth in danger	1	Programs
			Self-support foundation for the social weak	Local self-support center	1	Programs
				Self-support programs for low income class	1	Other
				Housing environment improvement programs for the social weak	4	Budget
				Public labor programs	1	Budget
				Revitalization of Dream Start.	2	Other
			Happy and abundant senior environment	Care services for senior	1	Programs
				Expansion and improvement of senior welfare facilities	1	Facilities
				Happiness Time Machine	1	Programs
				Programs for senior jobs and social activities	1	Other
				Basic pension programs	1	Budget
				Revitalization of senior center	1	Programs
				Cultural college for senior	1	Programs
			Childcare environment for the happiness of rearing kids together	Vaccination for healthy senior life free of diseases	1	Budget
				Kids Clean Plus program	1	Other
				Revitalization of childcare support center	1	Other
				Supplementation and reinforcement of childcare facilities	1	Other
				Repair and renovation of provincial daycare centers	1	Facilities
			Programs for daycare centers	1	Programs	

Field	Strategies	Implementation Targets	Unit Targets	Projects	Indicators	Analysis
Public Health and Welfare	Seodaemun-Public healthcare for all	Welfare community for all through tailored welfare systems	Childcare environment for the happiness of rearing kids together	Revitalization of part-time daycare programs	1	Other
				Programs for private daycare centers	1	Budget
				Improvement of indoor air quality for daycare centers.	1	Budget
				Programs to overcome low birth rate	1	Other
				Programs for children's meal services	1	Budget
				Various programs for mother-child health	1	Programs
				Health examination programs for infants	1	Programs
				Expansion of healthcare for mothers and infants	1	Other
		Healthy society where everyone is happy	Programs to enhance public health	Visiting healthcare services	1	Programs
				Oral hygiene programs for proper dental care	1	Programs
				Atopy and asthma prevention and care programs	1	Programs
				Health examination tailored for the weak	1	Programs
				Expansion of dementia prevention and care programs	1	Other
				Expansion of villages protected from dementia	1	Programs
				Memory Growth Plus	1	Programs
				Mental health programs for happiness for all	1	Budget
				Happy Seodaemun-gu with no suicide	1	Programs
				Emergency medicine through CPR training	1	Programs
				Oriental medical services for tailored healthcare	1	Programs
				Public health and medical services	Public health and medical services	Revitalization of programs for Cheonyeon branch
Tailored prevention programs for chronic diseases	1	Programs				

Field	Strategies	Implementation Targets	Unit Targets	Projects	Indicators	Analysis
Public Health and Welfare	Seodaemun-Public healthcare for all	Healthy society where everyone is happy	Public health and medical services	Healthy life programs to enhance public health	1	Programs
				Healthy community program for Hongje sphere	1	Programs
				Obesity prevention programs	1	Programs
				24-hour urgent response system for acute infections	1	Other
				Safety belt for prevention of tuberculosis and STDs	1	Programs
				Pleasant living environment with eco-friendly and efficient disinfection and sterilization	1	Budget
				Prevention of secondhand smoking and quit smoking programs for smokers	1	Programs
				Vaccination for healthy senior life free of diseases	1	Redundant
				Nutrition classes	1	Programs
			Infrastructures for life sports activities	Improvement of facilities for Seodaemun culture and sports center	1	Facilities
		Maintenance of safety and pleasure of public sports facilities		1	Facilities	
		Programs for life sports		1	Programs	
		Various life sports competitions		2	Programs	
		Social systems with no discrimination for coexistence	Construction of gender equality society	Budget for gender awareness	1	Other
				Sexual violence prevention and awareness for gender equality	1	Programs
				Women's center for expansion of women-friendly policies	1	Programs
				Safe return services for women	1	Programs
				Planning a women-friendly city where women are safe and happy	1	Other
				Events for gender equality week	1	Programs
			Welfare and rights for the disabled	Life sports classes for the disabled	1	Programs
Awareness programs for the disabled	1			Other		

Field	Strategies	Implementation Targets	Unit Targets	Projects	Indicators	Analysis
Public Health and Welfare	Seodae mun-Public healthcare for all	Social systems with no discrimination for coexistence	Welfare and rights for the disabled	Lifelong learning center for developmental disorders	1	Programs
				Operation and management of disability organizations	1	Programs
				Life security programs for the disabled	3	Budget
				Programs for welfare facilities for the disabled	1	Programs
				Parking zones for the disabled	1	Facilities
				Expansion of convenience for the disabled	1	Programs
				Maintenance of Braille blocks	1	Facilities
				Rehabilitation programs	1	Programs
			Expansion of child-friendly city	Expansion of child-friendly city	1	Other
				〈Dream Attic〉 for adolescence	3	Programs
				Youth Council	1	Programs
				New construction of Kium Center	1	Facilities
				Programs for local children's center	1	Programs
		Safe and secure city for all	Trusted food and public sanitation	Management of place of origin for restaurants	1	Other
				Sanitation control for food service businesses for healthy food culture	1	Other
				Guidance and instructions for food service businesses for safe food	1	Other
				Prevention and control of food poisoning	1	Programs
				Improvement of food culture	1	Other
				Safety control of food distribution	1	Other
Operation of children's food service control center	1			Programs		
Safety control of children's diet	1			Programs		
Spontaneous guidance and instructions for public sanitation services	1			Other		
Sanitation service evaluation for public sanitation services	1	Other				

Field	Strategies	Implementation Targets	Unit Targets	Projects	Indicators	Analysis
Public Health and Welfare	Seodaemun-Public healthcare for all	Safe and secure city for all	Safe life system for security	Security control inspection services for small-sized multi-family homes	1	Other
				Safety inspection for multi-family homes _ Safety inspection in thawing season (Diagnosis of National Security)	1	Other
				(Same as above)_Safety inspection in rainy season	1	Other
				(Same as above)_Tier 3 facility survey and safety control	1	Other
				(Same as above)_Safety inspection for children's play facilities	1	Other
				Security lighting maintenance and improvement of luminosity	2	Facilities
				Safety inspection and maintenance for the weak	1	Other
				Visiting safety experience camp for children	1	Programs
				Safe Korea training for accident response	1	Programs
				Safety insurance for the local citizens	1	Other
				Safety inspection of accident-prone facilities at construction sites and maintenance areas	1	Other
				Systemized maintenance and control for stable operation of CCTV	1	Other
				Safety control for children's play facilities	1	Other
				Natural disaster prevention activities	1	Programs
Secure street programs	1	Other				

Field	Strategies	Implementation Targets	Unit Targets	Projects	Indicators	Analysis
Climate Environment	Eco-friendly Seodae mun with clean urban environment	Response to climate change for the future	Clear and peaceful urban environment	Integrated control of fine dust	1	Other
				Greenhouse gas reduction for climate change	1	Other
				Pleasant living environment through fugitive dust control	1	Other
				Installation of fine dust sign (alarm)	1	Facilities
				Revitalization of bicycle use	1	Other
				Imposition and collection of traffic duties	1	Other
				Programs for traffic volume reduction	1	Programs
				Substantial research for future-oriented Smart Grid	1	Other
			Zero damage from natural disasters with preparation	Maintenance of hazardous facilities in forests	1	Facilities
				Establishment and execution of snow control measures	1	Other
				Flood damage control measures	1	Other
			Improvement of energy efficiency for sustainable energy	Revitalization of new renewable energy and LED	2	Budget
				Green structure engineering standards	1	Other
			Sustainable resource recycling for Green Earth	Maximization of resource recycling	Revitalization of scrap metal recycling	1
		Reduction of disposable item usage			1	Programs
		Expansion of efforts to reduce waste		RFID measured rate system for multi-family housing	2	Other
				Clean alleyway environment	2	Programs
				Reduction of everyday waste	2	Programs
				Plans to reduce illegal disposal	2	Programs
		Eco and environmental city that grows with nature	Preservation and recovery of natural ecosystem in the city	Constant reinforcement of urban farming	4	Budget
				EM operation and promotion	2	Programs
				Prevention of diseases and harmful insects in forests	1	Other
				Groundwater quality control	1	Other

Field	Strategies	Implementation Targets	Unit Targets	Projects	Indicators	Analysis
Climate Environment	Eco-friendly Seodae mun with clean urban environment	Eco and environmental city that grows with nature	Prevention of environmental pollution for sustainably clean environment	Imposition and collection of environment duties	1	Other
				Environmental promotion and training for the future generation	2	Programs
				Civil participatory environmental training programs	4	Programs
				Water quality and water ecosystem preservation	2	Other
				Training and PR for environmental hormone prevention	1	Programs
				Road dust cleaning to reduce fugitive dust	1	Facilities
			Construction and expansion of green space in everyday life	Mt. An Jarakgil maintenance project	1	Facilities
				Urban park repair and maintenance project	1	Facilities
				Improvement of aged urban park facilities	1	Facilities
				Eco School	1	Facilities
		Eco programs at parks		1	Programs	
		Pleasant urban environment by securing greenery		1	Facilities	
		People-centered traffic environment city	Pedestrian-centered traffic environment	Maintenance and repair of child zone facilities and speed bumps	1	Facilities
				Safe commutes for child zones	1	Other
			Construction of traffic systems to improve mobility of local citizens	Share Cars arranged in residential areas.	1	Programs
				Light rail transits and Gangbuk crossing line	1	Other
				Breaking walls for Green Parking	1	Other
				Opening existing parking lots at nighttime	1	Facilities
				Expansion of parking space using unoccupied properties	1	Facilities
				Underground parking for Seoyeon Middle School	1	Facilities
Restructuring local transit traffic systems for the convenience of citizens	1	Other				

Field	Strategies	Implementation Targets	Unit Targets	Projects	Indicators	Analysis
Climate Environment	Eco-friendly Seodaemun with clean urban environment	People-centered traffic environment city	Pleasant streets for pedestrians	Maintenance of illegal movable ads	4	Facilities
				Installation of hanging plants for the pleasant street environment	1	Facilities
				Floral streets all season	1	Facilities
				Quality trees along streets	1	Facilities
				Undergrounding project	1	Facilities
Systems and Administration	Seodaemun – Open administration with responsibilities and authority	Citizen-centered self-governing authority for advanced local administration	Seodaemun – A local government leading localization	Projects for localization suitable for the locality _ Active exploration of projects tailored for the local region	1	Other
				(Same as above)_Systemization of administrative and financial support	-	Other
				(Same as above)_Follow-up for the projects	-	Other
				Expansion of localization network _ Localization fair (promotion of localization)	1	Other
				(Same as above)_Localization study (Localization Center)	-	Other
				(Same as above)_Solidarity for localization	-	Other
				(Same as above)_Localization training (localization college)	-	Programs
			Participation for stable civil government	Citizen-centered civic center programs	1	Programs
				Capacities of civil members	1	Programs
				Citizen-led civil council	2	Other
				Diversity and fairness of council through extensive civil participation	1	Other
			Open communication to listen to the voices of citizens	Civil complaint windows for open administration	1	Programs
				Response booths for complaints	1	Programs
Respect for human rights in the local community	1	Other				

Field	Strategies	Implementation Targets	Unit Targets	Projects	Indicators	Analysis
Systems and Administration	Seodaemun – Open administration with responsibilities and authority	Citizen-centered self-governing authority for advanced local administration	Open communication to listen to the voices of citizens	Revitalization of administrative information disclosure _ Expansion of preliminary information disclosure and updating	1	Other
				(Same as above)_ Monitoring to improve disclosure of original documents	1	Other
				Administrative reports for communication and agreements	1	Other
				2020 New Year's greetings	1	Other
				PR channels accessible for citizens	1	Programs
				Media Board PR in elevators of multifamily homes	1	Programs
			Village communities with civil participation	Various volunteer activities and programs	1	Programs
				Revitalization of volunteer camps	1	Programs
				Programs for district festivals	1	Programs
				Yeonhuirang – Red Ginseng Village Broadcasting Station	1	Budget
				Making neighbors	1	Budget
				Revitalization of village community spaces	1	Programs
				Village growth academy (education)	1	Programs
		Programs for flea markets in alleyways	1	Programs		
		Administrative innovation based on communication and agreements	Administrative services accessible for the general public	General measures for change and communication	1	Other
				Planned patrol activities_Themed patrol	1	Other
				(Same as above)_Major civil patrol	1	Other
				Citizen-centered friendly administration services	1	Programs
				New construction of government building for administrative services	2	Facilities

Field	Strategies	Implementation Targets	Unit Targets	Projects	Indicators	Analysis	
Systems and Administration	Seodaemun – Open administration with responsibilities and authority	Administrative innovation based on communication and agreements	Administrative services accessible for the general public	Operation of 120 (consultation service for city and province)	1	Programs	
				Reformation of restrictions for citizens	1	Other	
			Revitalization of administration through agreements	Advancement of agreements in local communities	1	Programs	
				Local community innovation plans	1	Other	
		Sound and transparent local finance	Sound and transparent financial capacities		Deliberation of contracts for cost reduction	1	Other
					Taxpayer protection systems	1	Other
					Achievement of target local tax income for sustainable development	1	Other
					Financial independence by collecting additional taxes	1	Other
				Civil-participatory budgeting closer to the people	Infrastructure for expansion of civil participation throughout budgeting: On Budget System	1	Other
					Budgeting with participation of adolescence	1	Programs

Source: Restructuring of the 2020 Seodaemun-gu Sustainable Development Implementation Plans

4. Implementation Evaluation System

- Implementation evaluation involves the evaluation of progress of implementation plans and sustainable development indicators every two years in accordance with the Sustainable Development Ordinances to write the sustainability report.
 - The Sustainable Development Committee deliberates and advises the sustainability evaluation under Article 9 of the Ordinances.
- In the implementation evaluation system, there are no other follow-up or roles of various interested group (MGoS) besides the Sustainable Development Committee.
- Seodaemun-gu Sustainability Report will be published in 2021 based on the sustainability evaluation for two years from 2019 to 2020 (sustainable development indicators).

**2021 Seodaemun-gu
Sustainable Development Report**



Part 2

Implementation of Sustainable Development in Seodaemun-gu

- 2.1 Model Cases of Sustainable Development in Seodaemun-gu
- 2.2 Analysis and Results of Seodaemun-gu's Sustainable Development Implementation System
- 2.3 Results of Seodaemun-gu's Sustainability Review
- 2.4 Suggestions for Improving Sustainable Development in Seodaemun-gu



Part2

Implementation of Sustainable Development in Seodaemun-gu




2.1 Model Cases of Sustainable Development in Seodaemun-gu



Case1 Mt. An Jarakgil

Seodaemun-gu created Mt. An Jarakgil, Korea's first circulating, obstacle-free Jarakgil that spans 7 km in length. It was designed to be accessible and enjoyable for anyone based on the question, "Could anyone on wheelchairs enjoy trails in the mountains?" It is a people-centered nature-friendly trail that is easy to access for moms and dads with strollers and the elderly as well as those on wheelchairs. Along with Mt. Bukhan Jarakgil, another obstacle-free Jarakgil that spans 4.5 km in length, it has become a landmark of our district that attracts the local citizens of Seodaemun-gu and the citizens of other districts of Seoul, Gyeonggi-do, and Incheon.





Case2 Caring for 100 Families

Implementation Jan 2011 – present

Contents Matches the underprivileged neighbors who are not protected by law to sponsors on an one-on-one basis to support 100,000–500,000 KRW each month for at least one year for their independence.

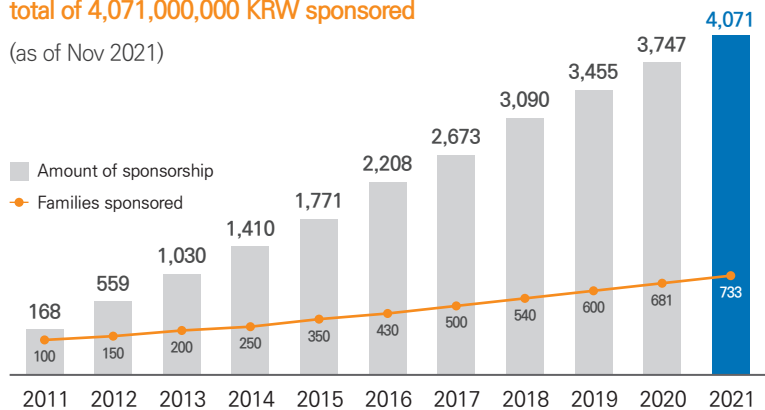
Performance 297 sponsors, 733 matched families, total of 4,071,000,000 KRW sponsored (as of Nov 2021)

Caring for 100 Families is a project for matching families isolated from social security due to dissatisfaction of legal requirements to sponsors on an one-on-one basis and it is aligned with the principle of UN's sustainable development to 'never exclude anyone.' Since 2011, the project has sponsored 733 families with 4 billion KRW of sponsorship. One hundred families were matched in the first year only and more than 50 families are newly matched each year. It will be further revitalized to match up to 1,004 families.

Performance

**297 sponsors, 733 matched families,
total of 4,071,000,000 KRW sponsored**

(as of Nov 2021)





Case3

Energy Independence Innovation District

In 2019, Seodaemun-gu became the first local government in Korea to be selected as the 'energy independence innovation district.' The hub of energy independence innovation district called Smart Energy House was constructed in Bukgajoa-dong and a pilot project for Smart Grid has been promoted to apply IT to the existing power network for two-way information exchange between power suppliers and consumers in real-time. A platform for monitoring energy usage at homes will be constructed to reduce local energy consumption. Also, Two Cycle Environment Center is operated as the hub to respond to climate change through low carbon initiatives and solar power generators have been installed on 39 low-story homes within the energy independence village through the new renewable energy (convergence project) project. It is expected to achieve energy independence of the local community as it generates about 170,000 kwh of solar energy per year to save 6,430 trees.



Two Cycle Environment Center



Smart Energy House

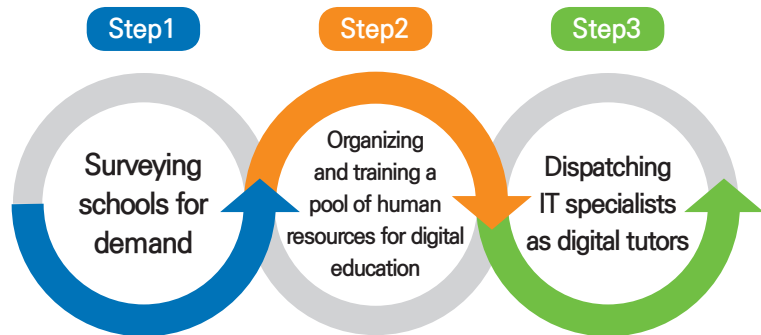




Case4 Digital Tutor Project


'Digital Tutor Project' is promoted to expand non-contact education in the post-COVID19 era and the age of 4th Industrial Revolution and to bridge the divide in digital education. Young IT experts are subscribed and educated and digital tutors are dispatched to schools through the project. This year, 123 digital tutors have been dispatched to 34 elementary, middle, and high schools within Seodaemun-gu. It will be a good model for Digital Human New Deal to bridge the digital divide among students and provide jobs to local youth.

Dispatching specialized digital tutors for digital education



※ **Seodaemun-gu Digital Tutors** Young men and women specialized in digital platform and IT learning environment for online education.

- To bridge the divide between schools, learning, and students due to remote learning.
- To respond to the 4th Industrial Revolution and fast-paced transition of post-COVID era.
- Digital+Human New Deal Model to create jobs for young digital specialists.



2.2 Analysis and Results of Seodaemun-gu's Sustainable Development Implementation System

1. Analysis of Seodaemun-gu Sustainability Evaluation Systems

- In prior to evaluating the implementation of sustainable development in Seodaemun-gu, the coherence between the implementation system of sustainable development and the five strategies' implementation targets-unit targets-sustainable development indicators.
- Coherence analysis ensures that the coherence is poor between the implementation targets and unit targets, the unit targets and sustainable development indicators, and the implementation targets and unit targets in terms of sustainable development indicators based on the contents and nature of projects.

Coherece of strategies-implementation targets-unit targets -sustainable development indicators in spatial economy

Area	Strategies	Implementation Targets	Unit Targets	No.	Indicators										
1. Spatial Economy	Seodaemun-Economy for coexistence through spatial strategies	<p>1-1 The city of balanced development through spatial strategies for six zones</p> <p>1-2 Making quality jobs for each life cycle</p> <p>1-3 Revitalization of social economy and small-sized merchants</p>	1-1-1 Regional development of Hongje/Hongjeun	①	Rate of public purchase of products of social enterprises										
			1-1-2 Regional development of Gajoa/Yeonhi			②	Reemployment training programs for middle-aged people								
			1-1-3 Regional development of Seodaemun					③	(Corrected) Number of social enterprises						
			1-1-4 Regional development of Bugahyeon							④	Rate of companies sponsored by small/medium business funds				
			1-1-5 Regional development of Sinchon									⑤	(Corrected) Rate of purchase of sustainable public goods		
			1-1-6 Regional development of Bukgajoa											⑥	Gross Regional Domestic Production (GRDP)
			1-2-1 Various programs for jobs for young men and women												
1-2-2 Expansion of job opportunities for 50+															
1-2-3 Creation of tailored jobs															
1-3-1 Construction and expansion of social and economic infrastructures															
1-3-2 Revitalization of shared economy															
1-3-3 Supporting self-support capacities of small enterprises and small-sized merchants															

- Among the three implementation targets of a 'Spatial Economy' strategy: 'Seodaemun - Economy for coexistence through spatial strategies', '1-3. Revitalization of social economy and small-sized merchants' is not aligned with the unit target '1-3-2. Revitalization of shared economy.'

- Among the unit targets, ‘1-2-1. Various programs for jobs for young men and women’, ‘1-2-3. Creation of tailored jobs,’ and ‘1-3-2. Revitalization of shared economy’ have no sustainable development indicators for evaluation.
- Among the sustainable development indicators, ‘6. Gross Regional Domestic Product (GRDP)’ is not aligned with the implementation targets and unit targets and lacks data for 2019-2020 for implementation evaluation.

Coherence of strategies-implementation targets-unit targets -sustainable development indicators in Education and Culture

Area	Strategies	Implementation Targets	Unit Targets	No.	Indicators
2. Education and Culture	Seodaemun- The city of education and culture for all	<p>2-1 Seodaemun – The city of education where everyone can learn and grow together</p> <p>2-2 City of culture and arts in everyday life</p> <p>2-3 City of living history and culture</p>	2-1-1 Adolescent career and education using local resources ✕	⑧	Seodaemun-gu happiness index
			2-1-2 Quality educational environment for all ⑨⑩	⑨	Rate of educational budget in Seodaemun-gu's general accounting
			2-1-3 Lifelong learning programs for local community ⑫		Civil satisfaction with education-culture
			2-2-1 Cultural environment for cultural diversity ⑪	⑩	Rate of support for regional organizations for culture and arts
			2-2-2 Expansion of original cultural and tourism contents ⑩	⑪	Participation in lifelong learning
			2-2-3 Revitalization of voluntary culture and arts ⑩		Number of users of cultural facilities
			2-3-1 Restoration and protection of historical and cultural assets ✕	⑫	
			2-3-2 Awareness through historical and cultural assets ⑬	⑬	

- Among the unit targets of the strategy ‘Seodaemun – The city of education and culture for all’ in ‘Education and Culture,’ ‘2-1-1. Adolescent career and education using local resources’ and ‘2-3-1. Restoration and protection of historical and cultural assets’ have no coherent sustainable development indicators.
- Sustainable development indicator ‘8. Seodaemun-gu happiness indicator’ is not aligned with the implementation targets and unit targets.
- Sustainable development indicator ‘12. Participation in lifelong learning’ lacks data for 2019-2020 for implementation evaluation.

Coherence of strategies–implementation targets–unit targets –sustainable development indicators in Public Health and Welfare

Area	Strategies	Implementation Targets	Unit Targets	No.	Indicators
3. Public Relations and Welfare	Seodaemun–Public healthcare for all	<p>3-1 Welfare community for all through tailored welfare systems</p> <p>3-2 Healthy society where everyone is happy</p> <p>3-3 Social sports with no discrimination for coexistence</p> <p>3-4 Safe and secure city for all</p>	3-1-1 Reinforcement of social security network and minimization of blind areas of welfare (14)	(14)	Number of families for integrated case control
			3-1-2 Self-support foundation for the social weak ✕	(15)	Rate of early examination for dementia (60 and up)
			3-1-3 Happy and abundant senior environment (15)	(16)	Installation of amenities for the disabled
			3-1-4 Childcare environment for the happiness of rearing kids together (19)	(17)	National vaccination rate
			3-2-1 Programs to enhance public health (17)(20)	(18)	Number of crimes
			3-2-2 Public health and medical services (17)(20)	(19)	Rate of children in national/public daycare centers
			3-2-3 Infrastructures for life sports activities ✕	(20)	Rate of health examination
			3-3-1 Construction of gender equality society ✕		
			3-3-2 Welfare and rights for the disabled (16)		
			3-3-3 Expansion of child-friendly city (19)		
3-4-1 Trusted food and public sanitation ✕					
3-4-2 Safe life system for security (18)					

- Among the unit targets of strategy 'Seodaemun – Public healthcare for all' in 'Public Health and Welfare,' '3-1-2. Self-support foundation for the social weak,' '3-2-3. Infrastructures for life sports activities,' '3-3-1. Construction of gender equality society,' and '3-4-1. Trusted food and public sanitation' have no coherent sustainable development indicators.

Coherence of strategies–implementation targets–unit targets –sustainable development indicators in Climate Environment

Area	Strategies	Implementation Targets	Unit Targets	No.	Indicators
4. Climate and Environment	Eco-friendly Seodaemun with clean urban environment	<p>4-1 Response to climate change for the future</p> <p>4-2 Sustainable resource recycling for Green Earth</p> <p>4-3 Eco and environmental city that grows with nature</p> <p>4-4 People-centered traffic environment city</p>	4-1-1 Clear and peaceful urban environment (24)	(21)	New renewable energy supply
			4-1-2 Zero damage from natural disasters with preparation (23)	(22)	Park/greenery area per capita
			4-1-3 Improvement of energy efficiency for sustainable energy (21)	(23)	Damage by rainfall and flood per year
			4-2-1 Maximization of resource recycling (25)	(24)	Number of times exceeding air pollutant standards
			4-2-2 Expansion of efforts to reduce waste (25)	(25)	Rate of everyday waste recycling
			4-3-1 Preservation and recovery of natural ecosystem in the city (22)	(26)	Daily water consumption per capita
			4-3-2 Prevention of environmental pollution for sustainably clean environment (26)	(27)	Green traffic usage
			4-3-3 Construction and expansion of green space in everyday life (22)		
			4-4-1 Pedestrian-centered traffic environment (27)		
			4-4-2 Construction of traffic systems to improve mobility of local citizens (27)		
4-4-3 Pleasant streets for pedestrians (27)					

- All implementation targets–unit targets–sustainable development indicators for the strategy ‘Eco-friendly Seodaemun with clean urban environment’ in ‘Climate Environment’ are aligned.
- However, there are no data related to the sustainable development indicator ‘27. Green Traffic Usage.’

**Coherence of strategies–implementation targets–unit targets
–sustainable development indicators in Systems and Administration**

Area	Strategies	Implementation Targets	Unit Targets	No.	Indicators
5. Systems and Administration	Seodaemun–Open administration with responsibilities and authority	5-1 Citizen-centered self-governing authority for advanced local administration	5-1-1 Seodaemun – A local government leading localization 34	28	Number of administration PR via SNS and press
			5-1-2 Participation for stable civil government 32	29	Number of visitors of government website
			5-1-3 Open communication to listen to the voices of citizens 29 31	30	Participation in volunteer services
			5-1-4 Village communities with civil participation 30 32	31	Complaint processing speed index
		5-2 Administrative innovation based on communication and agreements	5-2-1 Administrative services accessible for the general public X	32	Suggestion adoption rate
			5-2-2 Revitalization of administration through agreements 29	33	Participatory budget reflection rate
		5-3 Sound and transparent local finance	5-3-1 Sound and transparent financial capacities 31	34	Number of committee meetings
			5-3-2 Civil- participatory budgeting closer to the people 32 33		

- Implementation targets–unit targets–sustainable development indicators of the strategy ‘Seodaemun – Open administration with responsibilities and authority’ are coherent in ‘Systems and Administration.’
- However, there is no coherence between the implementation targets and unit targets and the sustainable development indicator ‘29. Number of visitors of government website’ in Systems and Administration.

2. Results of Analysis of Seodaemun–gu Sustainability Evaluation Systems

- The coherence issues of the 17 implementation targets–51 unit targets–34 sustainable development indicators of Seodaemun–gu sustainable development implementation analysis system are classified into the following four types and the contents and rates of absence are as in [Table 3-1].

- Type 1) No coherence between implementation targets and unit targets; 2) No coherence between sustainable development indicators and unit targets; 3) No coherence between unit targets and sustainable development indicators; and 4) Absence of data

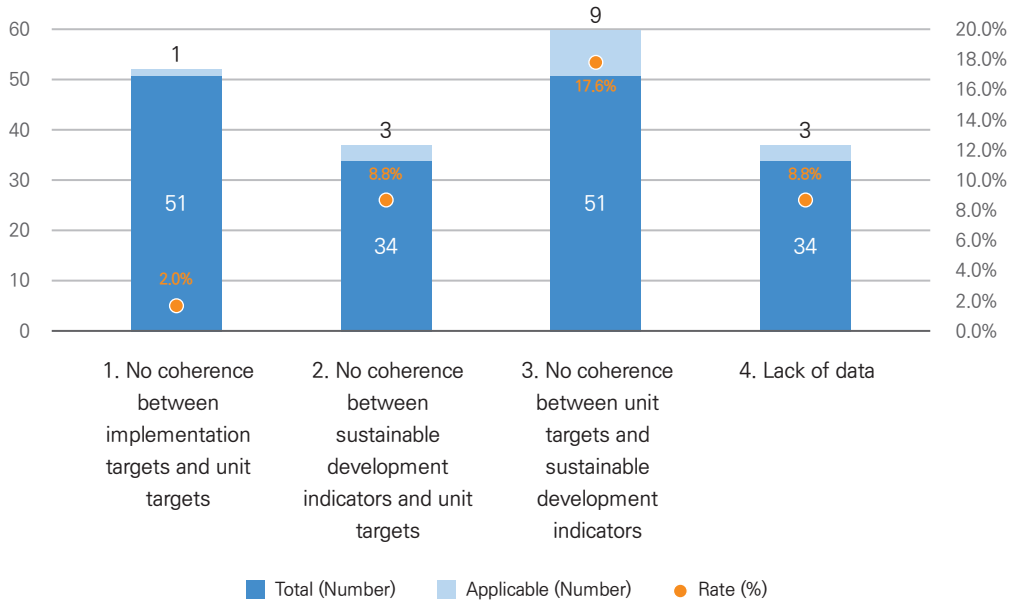
○ Also, it is impossible to evaluate the implementation of sustainable development as 34 sustainable development indicators lack target value and cannot be evaluated.

○ Therefore, the upward and downward trends of yearly statistical data from the first year of Framework Plans are analyzed to rate the implementation of sustainable development as Upward/Downward/As-is.

Results of Evaluation of Seodaemun-gu Sustainable Development Implementation System

	Item	Contents	Rate of Absence
1	No coherence between implementation targets and unit targets	<ul style="list-style-type: none"> • Spatial Economy: 1-3-2. Revitalization of shared economy 	One unit target (2.0%)/ 51 unit targets
2	No coherence between sustainable development indicators and unit targets	<ul style="list-style-type: none"> • Spatial Economy: 6. Gross Regional Domestic Production (GRDP) • Education and Culture: 8. Seodaemun-gu Happiness Index • Systems and Administration: 29. Number of visitors of government website 	Three indicators (8.8%)/ 34 indicators
3	No coherence between unit targets and sustainable development indicators	<ul style="list-style-type: none"> • Spatial Economy: 1-2-1. Various programs for jobs for young men and women • Spatial Economy: 1-2-3. Creation of tailored jobs • Spatial Economy: 1-3-2. Revitalization of shared economy • Education and Culture: 2-1-1. Adolescent career and education using local resources • Education and Culture: 2-3-2. Restoration and protection of historical and cultural assets • Public Health and Welfare: 3-1-2. Self-support foundation for the social weak • Public Health and Welfare: 3-2-3. Infrastructures for life sports activities • Public Health and Welfare: 3-3-1. Construction of gender equality society • Public Health and Welfare: 3-4-1. Trusted food and public sanitation 	Nine unit targets (17.6%)/ 51 unit targets
4	Lack of data	<ul style="list-style-type: none"> • Spatial Economy: 6. Gross Regional Domestic Production (GRDP) • Education and Culture: 12. Participation in Lifelong Learning • Climate Environment: 27. Green Traffic Usage 	Three indicators (8.8%)/ 34 indicators

Results of Evaluating Seodaemun-gu Sustainable Development Implementation System



2.3 Results of Seodaemun-gu's Sustainability Review

1. Sustainable Development Indicators

- Seodaemun-gu has 34 sustainable development indicators: seven in Spatial Economy, six in Education and Culture, seven in Public Health and Welfare, seven in Climate Environment, and seven in Systems and Administration.

Seodaemun-gu Sustainable Development Indicators and Calculation Method

Strategy	Indicators	Area	Calculation Method	
Spatial Economy (7)	1	Rate of public purchase of products of social enterprises	Social economy	(Amount of public purchase of products of social enterprises ÷ total amount of purchases within district) × 100
	2	Reemployment training programs for middle-aged people	50+ jobs	Number of trainees that have completed reemployment training programs for middle-aged people
	3	Sustained rate of social enterprises	Social economy	(Number of social enterprises remaining ÷ number of social enterprises newly established 3 years ago) × 100
	4	Rate of companies sponsored by small/medium business funds (limited funds)	Small/medium companies	(Number of businesses sponsored by small/medium business funds and special guarantee for small-sized merchants ÷ number of small/medium businesses) × 100
	5	Rate of purchase of sustainable public goods	Sustainable consumption	(Amount of purchase of local products, products of women's companies, green products, and products of severely disabled ÷ total amount of purchases within district) × 100
	6	Gross Regional Domestic Production (GRDP)	Growth	Sum of value of final products newly created within a certain region during a certain period of time
	7	Number of homes for housing environment improvement project	Urban regeneration	Number of homes renovated by housing environment improvement project

Strategy	Indicators	Area	Calculation Method	
Education and Culture (6)	8	Seodaemun-gu happiness index	Quality of life	Civil happiness survey (scale of 10)
	9	Rate of educational budget in Seodaemun-gu's general accounting	Education	(Educational budget÷total budget)×100
	10	Civil satisfaction with education-culture	Education·Culture	Survey of civil satisfaction with educational environment and cultural environment (scale of 10)
	11	Rate of support for regional organizations for culture and arts	Culture·Arts	(Amount of sponsorship for local organizations of culture and arts÷district's total budget for culture and arts)×100
	12	Participation in lifelong learning	Lifelong Learning	Survey of lifelong education experience through work, academy, cultural centers, etc.
	13	Number of users of cultural facilities	Culture·Tourism	Yearly visitors at historical and cultural facilities (Seodaemun Prison, Natural History Museum, etc.) (public)
Public Health and Welfare (7)	14	Number of families for integrated case control	Welfare	Number of homes for yearly integrated case control
	15	Rate of early examination for dementia (60 and up)	Senior	(Number of early examination for senior over 60÷number of population over 60)×100
	16	Installation of amenities for the disabled	Disabled	Installation of amenities for the disabled within district, including sanitary facilities, announcement facilities, etc.
	17	National vaccination rate	Public Health	(Number of national vaccination÷ number of population subject to national vaccination (12 or under))×100
	18	Number of crimes	Safety	Number of crimes that occurred in Seodaemun-gu per year
	19	Rate of children in national/public daycare centers	Childcare	(Current number of national/public childcare facilities÷Total number of children in need of childcare)×100
	20	Rate of health examination	Health	(Examiners/Examinees in Seodaemun-gu)×100

Strategy	Indicators	Area	Calculation Method	
Climate Environment (7)	21	New renewable energy supply	Energy	Sum of supply of new renewable energy, e.g. solar energy, solar heat, geothermal, etc.
	22	Park/greenery area per capita	Green Environment	Total area of parks·greenery÷Number of population
	23	Damage by rainfall and flood per year	Prevention of accidents/disasters.	Sum of amount of damage incurred by storms, floods, etc. per year
	24	Number of times exceeding air pollutant standards	Air Quality	Sum of number of times exceeding air pollutant standards, such as fine dust, per year
	25	Rate of everyday waste recycling	Waste	(Amount of everyday waste recycled/ Amount of everyday waste) ×100
	26	Daily water consumption per capita	Water Resources	Tap water consumption÷ number of population÷365
	27	Green traffic usage	Green Traffic	(Public transportation, bicycle, pedestrian usage÷total usage of mode of transportation) ×100
Systems and Administration (7)	28	Number of administration PR via SNS and press	Communication-PR	Number of administration PR via SNS + number of administration PR via press
	29	Number of visitors of government website	Communication-PR	Number of visitors of website per year
	30	Participation in volunteer services	Volunteer	(Number of participants of volunteer activities÷Number of population of Seodaemun-gu) ×100
	31	Complaint processing speed index	Civil Satisfaction	Observation and reduction of complaint processing period
	32	Suggestion adoption rate	Civil Participation	(Number of suggestions adopted per year÷ Number of suggestions received per year)×100
	33	Participatory budget reflection rate	Civil Participation	(Amount of budget÷Total budget of district)×100
	34	Rate of committee meetings	Civil Participation	(Number of committee meetings actually held÷Number of meetings required by regulations, such as ordinances)×100

2. Results of Sustainability Review

- As some indicators of implementation evaluation lacked the target value and coherence as mentioned under 'Results of Evaluation of Sustainable Development Evaluation System', the acclivity of statistics is indicated as ↗ for upward, the declivity as ↘ for downward, and as-is as → on an yearly basis since the first year of Framework Plans.
- However, the 'number of crimes', 'daily water consumption per capita', 'damage by rainfall or flood per year', and 'number of times exceeding air pollution standards' were some of the indicators whose statistical values increased yet the results drew a declivity and finally evaluated as 'acclivity, declivity, as-is, or N/A.'
- The years of implementation evaluation were 2019 and 2020 of 2019–2023, which were the years of framework and implementation plans of sustainable development. In order to analyze the impact of sustainable development plans and the trends of administration, the data gathered from 2015 were used.
- However, the pandemic of COVID19 had a massive impact on the society, economy, and environment since the late 2019 through 2020 and the world's efforts to achieve sustainable development took a step backward. Therefore, Seodaemun-gu also flexibly adjusted the records for sustainable development implementation evaluation from 2020.

In July 2020, Secretary General Antonio Guterres of the UN announced that it has been difficult to achieve the UN goals for sustainable development due to the COVID19. According to the report released by the UN on the 6th, the COVID19 has overturned the last decades of development in terms of poverty, healthcare, and education.⁴

- Also, when it was impossible to find the related statistics of initial indicators, the indicators were adjusted. The 'rate of social enterprises' was replaced with the 'number of social enterprises' and definition of sustainable public goods was corrected for the 'rate of purchase of sustainable public goods.' The 'number of homes subject to housing environment improvement project' was replaced with the 'housing zones subject to housing environment improvement project' and the 'rate of committee meetings' with the 'The number of committee meetings held'

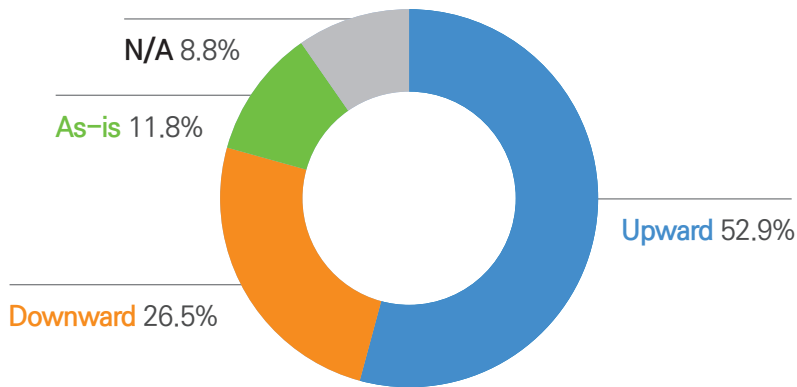
4 <https://www.un.org/development/desa/en/news/sustainable/sustainable-development-goals-report-2020.html>

○ As a result of analyzing the 34 indicators of Seodaemun-gu sustainable development, there were 18 upward arrows (52.9%), nine downward arrows (26.5%), four as-is (11.8%), and three N/A (8.8%).

[Table 3-1] Results of General Evaluation of Seodaemun-gu Sustainable Development

	Spatial Economy	Education and Culture	Public Health and Welfare	Climate Environment	Systems and Administration	Total
Upward	4 (57.1%)	3 (50.0%)	4 (57.1%)	1 (14.3%)	6 (85.7%)	18 (52.9%)
Downward	1 (14.3%)	2 (33.3%)	2 (28.6%)	3 (42.9%)	1 (14.3%)	9 (26.5%)
As-is	1 (14.3%)	-	1 (14.3%)	2 (28.6%)	-	4 (11.8%)
N/A	1 (14.3%)	1 (16.7%)	-	1 (14.3%)	-	3 (8.8%)
Total	7	6	7	7	7	34 (100%)

Breakdown of Results of Seodaemun-gu Sustainable Development Indicators Implementation Evaluation (Total) (2019-2020)



○ The summary of overall activity, decline, as-is, and N/A of sustainable development indicators is as in [Table 3-4] and the situation of the five strategies is as in [Table 3-5].

- The graph of 34 sustainability development indicators color-coded the upward and downward indicators: Blue for upward, orange for downward, green for as-is, and gray for N/A.

[Table 3-4] Overall Status and Rate of Sustainability of Seodaemun-gu Sustainable Development Indicators

Type	Indicator	Number	Rate (%)
Upward	Rate of public purchase of products of social enterprises	18	52.9
	Reemployment training programs for middle-aged people		
	(Corrected) Number of social enterprises		
	Rate of companies sponsored by small/medium business funds (limited funds)		
	Rate of educational budget in Seodaemun-gu's general accounting		
	Rate of support for regional organizations for culture and arts		
	Number of users of cultural facilities		
	Number of families for integrated case control		
	Installation of amenities for the disabled		
	Number of crimes		
	Rate of children in national/public daycare centers		
	Number of times exceeding air pollutant standards		
	Number of administration PR via SNS and press		
	Number of visitors of government website		
	Participation in volunteer services		
	Complaint processing speed index		
	Suggestion adoption rate		
	(Corrected) Rate of committee meetings		
Downward	(Corrected) Rate of purchase of sustainable public goods	9	26.5
	Seodaemun-gu happiness index		
	Civil satisfaction with education-culture		
	National vaccination rate		
	Rate of health examination		
	Damage by rainfall and flood per year		
	Rate of everyday waste recycling		
	Daily water consumption per capita		
	Participatory budget reflection rate		
As-is	(Corrected) Zone of homes for housing environment improvement project	4	11.8
	Rate of early examination for dementia (60 and up)		
	New renewable energy supply		
	Park/greenery area per capita		
N/A	Gross Regional Domestic Production (GRDP)	3	8.8
	Participation in lifelong learning		
	Green traffic usage		
Total		34	100

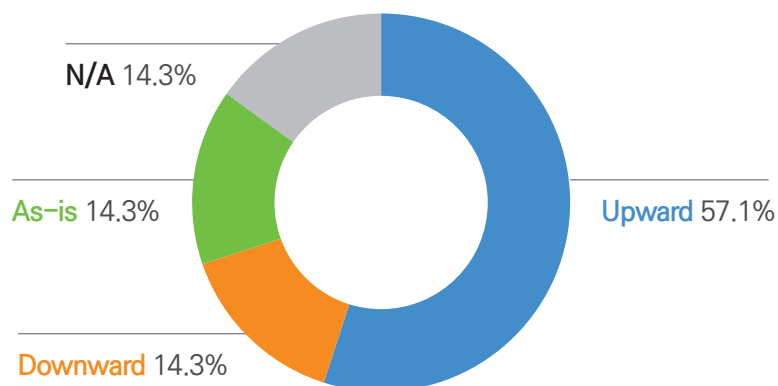
[Table 3–5] Sustainability of Seodaemun–gu Sustainable Development Indicators by Strategy

Area	No.	Sustainable Development Indicator	Upward • Downward	Sustainability
Spatial Economy	1	Rate of public purchase of products of social enterprises	↗	Upward
	2	Reemployment training programs for middle-aged people	↗	Upward
	3	(Corrected) Number of social enterprises	↗	Upward
	4	Rate of companies sponsored by small /medium business funds (limited funds)	↗	Upward
	5	(Corrected) Rate of purchase of sustainable public goods	↘	Downward
	6	Gross Regional Domestic Production (GRDP)	No Data	N/A
	7	(Corrected) Number of homes for housing environment improvement project	→	As-is
		Upward		4 (57.1%)
		Downward		1 (14.3%)
		As-is		1 (14.3%)
		N/A		1 (14.3%)
	Total		7 (100%)	
Education and Culture	8	Seodaemun–gu happiness index	↘	Downward
	9	Rate of educational budget in Seodaemun–gu’s general accounting	↗	Upward
	10	Civil satisfaction with education–culture	↘	Downward
	11	Rate of support for regional organizations for culture and arts	↗	Upward
	12	Participation in lifelong learning	No Data	N/A
	13	Number of users of cultural facilities	↗	Upward
		Upward		3 (50.0%)
		Downward		2 (33.3%)
		As-is		-
		N/A		1 (16.7%)
	Total		6 (100%)	
Public Health and Welfare	14	Number of families for integrated case control	↗	Upward
	15	Rate of early examination for dementia (60 and up)	→	As-is
	16	Installation of amenities for the disabled	↗	Upward
	17	National vaccination rate	↘	Downward
	18	Number of crimes	↘	Upward
	19	Rate of children in national/public daycare centers	↗	Upward
	20	Rate of health examination	↘	Downward

Area	No.	Sustainable Development Indicator	Upward • Downward	Sustainability
Public Health and Welfare	Upward			4 (57.1%)
	Downward			2 (28.6%)
	As-is			1 (14.3%)
	N/A			-
	Total			7 (100%)
Climate Environment	21	New renewable energy supply	→	As-is
	22	Park/greenery area per capita	→	As-is
	23	Damage by rainfall and flood per year	↗	Downward
	24	Number of times exceeding air pollutant standards	↘	Upward
	25	Rate of everyday waste recycling	↘	Downward
	26	Daily water consumption per capita	↗	Downward
	27	Green traffic usage	No Data	N/A
	Upward			1 (14.3%)
	Downward			3 (42.9%)
	As-is			2 (28.6%)
	N/A			1 (14.3%)
Total			7 (100%)	
Systems and Administration	28	Number of administration PR via SNS and press	↗	Upward
	29	Number of visitors of government website	↗	Upward
	30	Participation in volunteer services	↗	Upward
	31	Complaint processing speed index	↗	Upward
	32	Suggestion adoption rate	↗	Upward
	33	Participatory budget reflection rate	↘	Downward
	34	(Corrected) Rate of committee meetings	↗	Upward
	Upward			6 (85.7%)
	Downward			1 (14.3%)
	As-is			-
	N/A			-
Total			7 (100%)	

- As a result of analyzing **'Spatial Economy'**, four of the seven sustainable development indicators (100%) drew an acclivity (57.1%), followed by one declivity (14.3%), one as-is (14.3%), and one N/A (14.3%).
- '1. Rate of public purchase of products of social enterprises', '2. Reemployment training programs for middle-aged people', '3. (Corrected) Number of social enterprises', and '4. Rate of companies sponsored by small/medium business funds (limited funds)' are drawing an acclivity.
- '5. (Corrected) Rate of purchase of sustainable public goods' decreased, but the total amount of purchase of goods increased and the rate of public goods decreased relatively.
- It is related to '4. Expansion of public purchase and sales channel of social enterprises – Public notification of public purchase' on page 65 of the 「2020 Seodaemun-gu Sustainable Development Implementation Plans」.
- '6. Gross Regional Domestic Production (GRDP)' is not coherent with the strategies and implementation and unit targets of Spatial Economy.

Breakdown of Results of Seodaemun-gu Sustainable Development Indicators Implementation Evaluation (Spatial Economy)



Sustainability of Sustainable Development Indicators of Seodaemun-gu in Spatial Economy

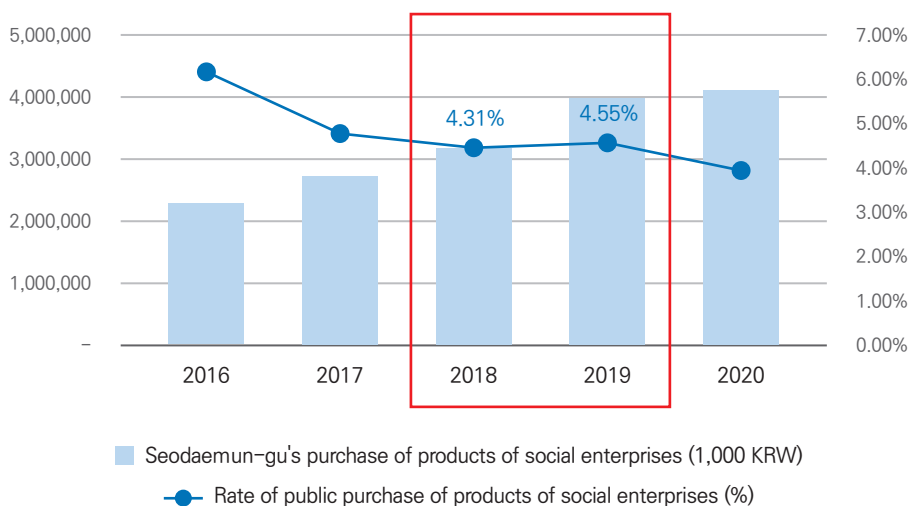
Area	No.	Sustainable Development Indicator	Upward • Downward	Sustainability	
Spatial Economy	1	Rate of public purchase of products of social enterprises	↗	Upward	
	2	Reemployment training programs for middle-aged people	↗	Upward	
	3	(Corrected) Number of social enterprises	↗	Upward	
	4	Rate of companies sponsored by small/medium business funds (limited funds)	↗	Upward	
	5	(Corrected) Rate of purchase of sustainable public goods	↘	Downward	
	6	Gross Regional Domestic Production (GRDP)	No Data	N/A	
	7	(Corrected) Number of homes for housing environment improvement project	→	As-is	
	Upward				4 (57.1%)
	Downward				1 (14.3%)
	As-is				1 (14.3%)
	N/A				1 (14.3%)
	Total				7 (100%)

Indicator	1. Rate of public purchase of products of social enterprises							
Area	Spatial Economy							
Strategies	Seodaemun – Economy for coexistence through spatial strategies							
Implementation Targets	1–3. Revitalization of social economy and small-sized merchants							
Unit Targets	1–3–1. Construction and expansion of social and economic infrastructures 1–3–3. Supporting self-support capacities of small enterprises and small-sized merchants							
Indicator	Unit	2016	2017	2018	2019	2020	Result	
Rate of public purchase of products of social enterprises	%	6.14	4.73	4.31	4.55	3.97	↗	Upward

- Definition: The rate of purchase of products of social enterprises to the total amount of public purchase of Seodaemun-gu.
- Method of Calculation: (Amount of public purchase of products of social enterprises÷total amount of purchases within district)×100
- Source: Social Economy Team, Seodaemun-gu Department of Social Economy

○ Since the sustainable development plans were established, the rate of products of social enterprises in public purchase in 2019 increased from 4.31% to 4.55% compared to 2018 (2020 excluded due to COVID19).

Indicator 1. Rate of public purchase of products of social enterprises (2016–2020)



- Seodaemun-gu enacted the 「Seoul Ordinances to Promote the Purchase and Sales Channel of Products of Social Enterprises in Seodaemun-gu」 in November 2015.
- The latest five years' rate decreased since 2016, but this means that the relative rate decreased due to the increase in overall purchase of the district. The amount of purchase of goods of social enterprises has actually increased slightly yet gradually.
- For reference, Seoul's purchase of products of social enterprises in 2020 was 32,178,301,000 KRW and 3.49% of overall purchase of 922,275,778,000 KRW. Among the 17 metropolitan governments, Gyeonggi-do purchased the most in the rate of 8.51%.

Purchase of Products of Social Enterprises by the Metropolitan Governments of Korea (2020)

	Government	Purchase in 2020		
		Total Purchase (A)	Purchase of Products of Social Enterprises (B)	Rate (B/A)
1	Gangwon-do	102,391,953	1,743,074	1.70
2	Gyeonggi-do	212,698,935	18,111,123	8.51
3	Gyeongsangnam-do	88,110,058	1,827,048	2.07
4	Gyeongsangbuk-do	113,950,027	7,319,943	6.42
5	Gwangju City	67,496,692	5,437,813	8.06
6	Daegu City	104,154,729	4,865,100	4.67
7	Daejeon City	68,000,551	4,114,476	6.05
8	Busan City	75,902,447	2,930,930	3.86
9	Seoul City	922,275,778	32,178,301	3.49
10	Sejong Special Self-governed Province	71,208,361	3,428,202	4.81
11	Ulsan City	59,337,186	1,842,142	3.10
12	Incheon City	87,482,867	3,453,640	3.95
13	Jeollanam-do	79,681,325	3,037,370	3.81
14	Jeollabuk-do	70,944,857	1,225,229	1.73
15	Jeju Special Self-governed Province	131,338,062	9,307,869	7.09
16	Chungcheongnam-do	82,233,098	2,160,204	2.63
17	Chungcheongbuk-do	63,121,941	1,665,958	2.64

Source: Ministry of Employment and Labor (2021)

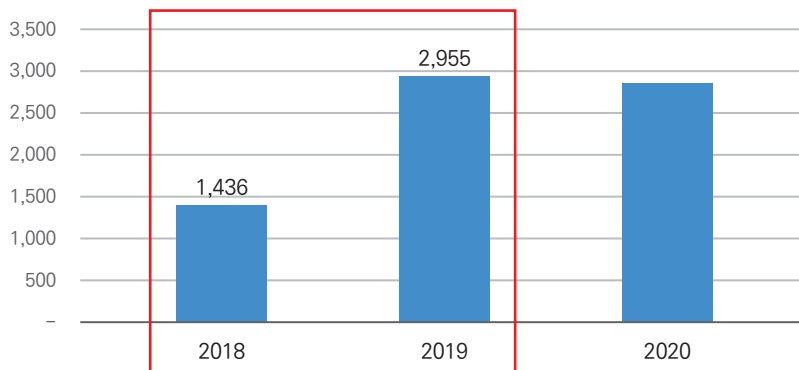
- It is related to '4. Expansion of public purchase and sales channel of social enterprises – Public notification of public purchase' on page 65 of the 「2020 Implementation Plans」.
 - Target: District Office, Civil Center, Public Health Center, City Council, Subsidiary Sponsorship Organization
 - Contents: Setting the Target Amount of Purchase of Products of Social Enterprises by Department, Performance Management and Public Notification
 - Target Rate: 7% of District Budget for Public Purchase

Indicator	2. Reemployment training programs for middle-aged people					
Area	Spatial Economy					
Strategies	Seodaemun – Economy for coexistence through spatial strategies					
Implementation Targets	1-2. Making quality jobs for each life cycle					
Unit Targets	1-2-2. Expansion of job opportunities for 50+					
Indicator	Unit	2018	2019	2020	Result	
Number of trainees that have completed reemployment training programs for middle-aged people	people	1,436	2,955	2,925	↗	Upward

- Definition: Number of trainees participating in reemployment training programs for middle-aged people in Seodaemun-gu
- Method of Calculation: Number of participants in 57 programs operated by 「50+ Center」 per year
- Source: Job Policy Team, Seodaemun-gu Department of Job Economy

○ Since the sustainable development plans were established, the number of trainees taking training programs at Seodaemun 50+ Center increased significantly to 2,955 in 2019 compared to 1,436 in 2018 (2020 excluded due to COVID19).

Indicator 2. Reemployment training programs for middle-aged people (2018–2020)



■ Number of trainees that have completed reemployment training programs for middle-aged people (people)

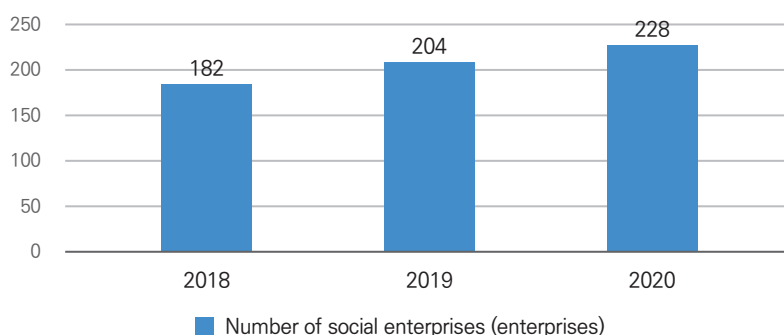
- The number of trainees decreased slightly by 25 in 2020 despite COVID19.
- 「2020 Seodaemun-gu Sustainable Development Implementation Plans」 includes on page 55 '1. Operation of 50+ Center.'
 - Programs at 50+ Center: 57 programs

Indicator	(Corrected) 3. Number of social enterprises					
Area	Spatial Economy					
Strategies	Seodaemun – Economy for coexistence through spatial strategies					
Implementation Targets	1–3. Revitalization of social economy and small-sized merchants					
Unit Targets	1–3–1. Construction and expansion of social and economic infrastructures					
Indicator	Unit	2018	2019	2020	Result	
(Initial) Sustained rate of social enterprises	%	182	204	228	↗	Upward
(Corrected) Number of social enterprises	places					

- (Initial) Definition: Three-year sustained rate of social enterprises newly established each year (survival rate)
- **(Corrected) Definition: Number of social enterprises newly established each year**
- (Initial) Method of Calculation: $\text{Number of remaining social enterprises} \div \text{Number of social enterprises newly established three years ago} \times 100$
- **(Corrected) Method of Calculation: Number of remaining social enterprises**
- Source: Social Economy Team, Seodaemun-gu Department of Social Economy

- Initial indicator was 'Sustained rate of social enterprises,' but it was adjusted to 'Number of social enterprises' as there are no statistics to identify the number of social enterprises from 2015 to 2017.
- Since the sustainable development plans were established, the number of social enterprises in 2019 increased from 182 to 204 compared to the previous year and the number of enterprises increased slightly in 2020 despite COVID19.

Indicator 3. (Corrected) Number of social enterprises (2018–2020)



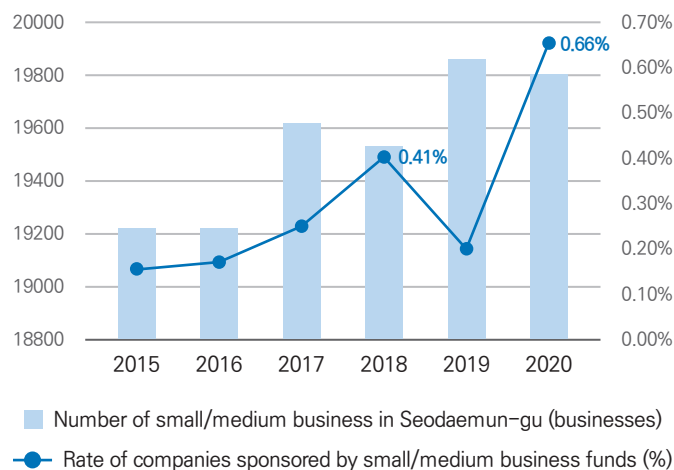
- The 「2020 Implementation Plans」 includes on pages 64–65p, '1. Operation of social economy village center', '3. Creating spaces for social enterprises', '4. Expansion of public purchases and sales channels for social enterprises – public notification of public purchases', and '5. Planning and operating social economy academy.'

Indicator	4. Rate of companies sponsored by small/medium business funds (limited funds)									
Area	Spatial Economy									
Strategies	Seodaemun – Economy for coexistence through spatial strategies									
Implementation Targets	1-3. Revitalization of social economy and small-sized merchants									
Unit Targets	1-3-3. Supporting self-support capacities of small enterprises and small-sized merchants									
Indicator	Unit	2015	2016	2017	2018	2019	2020	Result		
Rate of companies sponsored by small/medium business funds (limited funds)	%	0.16	0.17	0.25	0.41	0.20	0.66	↗	Upward	

- Definition: Rate of small/medium businesses entitled to Seodaemun-gu's grants for small/medium businesses and special guarantee for small-sized merchants
- Method of Calculation: $(\text{Number of Businesses Sponsored by Small/Medium Business Funds or Special Guarantee for Small-sized Merchants} \div \text{Number of Small/Medium Businesses}) \times 100$
- Source: Small Merchant Support Team, Seodaemun-gu Department of Job Economy

- The rate of small/medium businesses sponsored by grants is the number of businesses sponsored by Small/Medium Business Funds or Special Guarantee for Small-sized Merchants to the total number of small/medium businesses in Seodaemun-gu.
- The rate of businesses sponsored increased from 2015, but decreased slightly in 2019. Then, it increased to 0.66% in 2020.

Indicator 4. Rate of companies sponsored by small/medium business funds (2015–2020)



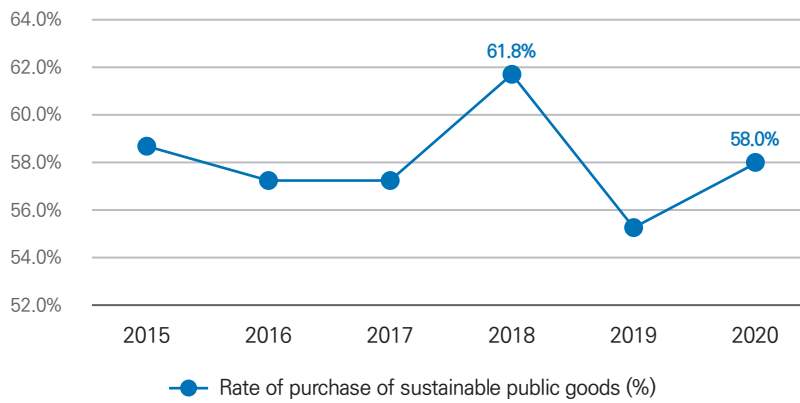
- The 「2020 Implementation Plans」 includes on pages 73–74 ‘1. Loans from Seodaemun-gu Small/Medium Funds’ and ‘2. Small-sized Merchant Management Activities and Financial Sponsorship.’

Indicator	(Corrected) 5. Rate of purchase of sustainable public goods								
Area	Spatial Economy								
Strategies	Seodaemun – Economy for coexistence through spatial strategies								
Implementation Targets	1-3. Revitalization of social economy and small-sized merchants								
Unit Targets	1-3-1. Construction and expansion of social and economic infrastructures								
Indicator	Unit	2015	2016	2017	2018	2019	2020	Result	
Rate of purchase of sustainable public goods	%	58.4	57.3	57.3	61.8	55.4	58.0	↘	Downward

- (Initial) Definition: The rate of purchase of sustainable public goods* to Seodaemun-gu's total purchase of public goods (sustainable public goods*: local produce, products of women's enterprises, green products, and products of severely disabled)
- **(Corrected) Definition: The rate of purchase of sustainable public goods* to Seodaemun-gu's total purchase of public goods (sustainable public goods*: products of women's enterprises, green products, and products of severely disabled)**
- Method of Calculation: (Amount of total purchase of sustainable public goods÷total amount of purchase of goods)×100
- Source: Small-sized Merchant Support Team, Department of Job Economy for the products of women's enterprises, Climate Environment Policy Team, Department of Climate Environment for green products, and Disabled Support Team, Department of Social Welfare for the products of severely disabled

- Sustainable public goods were initially defined as local produce, products of women's enterprises, green products, and products of severely disabled, but the scope of sustainable public goods is corrected to the products of women's enterprises, green products, and products of severely disabled as there are no statistics related to local produce.
- The rate of purchase of sustainable public goods increased from 58.4% to 61.8% until 2018, but it decreased by about 3.8% compared to before planning although it decreased in 2019 and slightly increased in 2020.

Indicator 5. Rate of Purchase of Sustainable Public Goods (2015–2020)



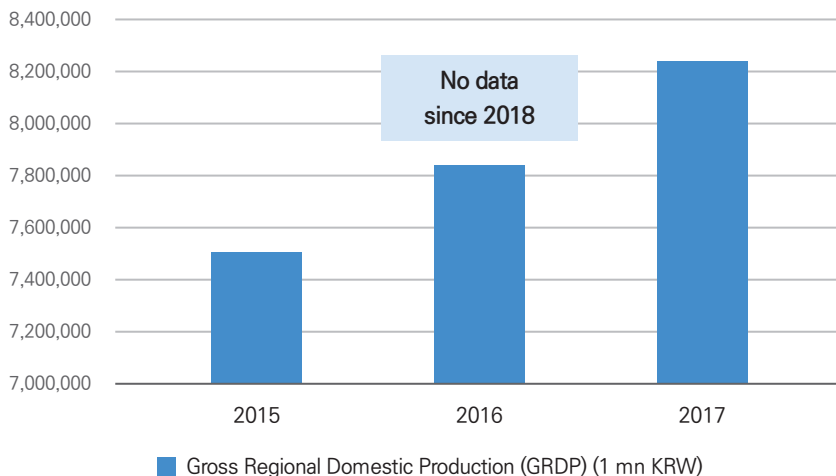
○ The 「2020 Seodaemun-gu Sustainable Development Implementation Plans」 includes on page 65 '4. 4. Expansion of public purchase and sales channel of social enterprises – Public notification of public purchase.'

Spatial Economy	6. Gross Regional Domestic Product (GRDP)							
Area	Spatial Economy							
Strategies	Seodaemun – Economy for coexistence through spatial strategies							
Implementation Targets	N/A							
Unit Targets	N/A							
Indicator	Unit	2015	2016	2017	2018	2019	2020	Result
Seodaemun-gu Gross Regional Domestic Product	1 mn KRW	7,507,777	7,837,950	8,212,568	-	-	-	N/A

- Definition: Amount of GRDP in Seodaemun-gu
- Method of Calculation: Sum of value of end products newly created within a region during a certain period of time.
- Source: National Statistics Portal

- Seodaemun-gu's Gross Regional Domestic Product (GRDP) for 2015–2017 could be found on the National Statistics Portal, but there were no further updates and it is impossible to evaluate GRDP after sustainable development planning.
- Also, Gross Regional Domestic Product (GRDP) is not related to the Spatial Economy Area strategies, implementation, and unit targets for Seodaemun-gu's sustainable development.

Indicator 6. Seodaemun-gu Gross Regional Domestic Product (GRDP) (2015–2017)



- In fact, Seoul's Gross Regional Domestic Product (GRDP) has increased constantly since 1985 and GRDP per capita (GRDP divided by the number of population) is also increasing.

Seoul's Gross Regional Domestic Product (GRDP)

(Unit: 1 mn KRW)

		2015	2016	2017	2018	2019
Seoul GRDP	Actual	370,167,867	380,679,274	389,584,629	403,605,888	411,371,029
	Nominal	370,167,867	387,364,432	404,079,600	423,742,112	435,927,212

Source: National Statistics Portal

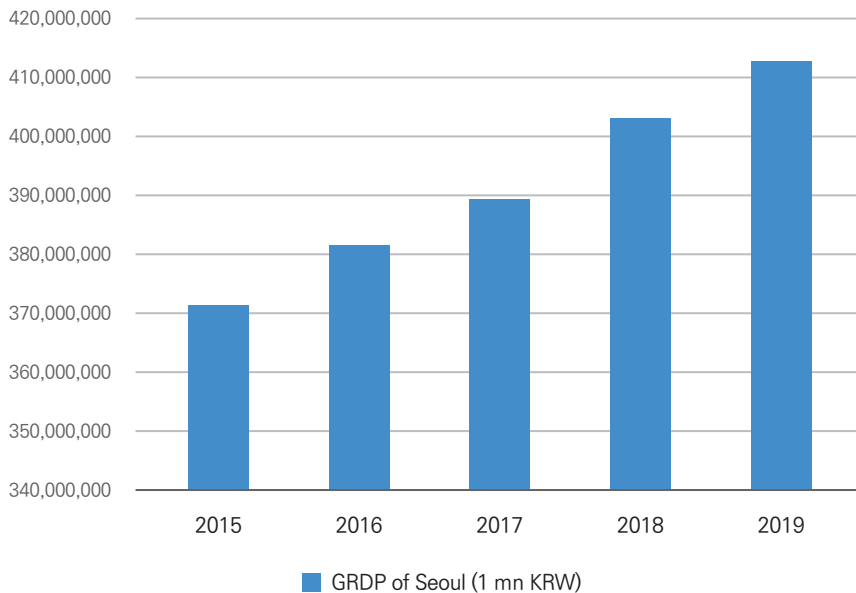
[Table 3-9] Seoul Gross Regional Domestic Product per capita (GRDP)

(Unit: 1 mn KRW)

	2015	2016	2017	2018	2019
Seoul GRDP per capita	37,236	39,356	41,374	43,664	45,118

Source: National Statistics Portal

Seoul Gross Regional Domestic Product (GRDP) (2015-2019)



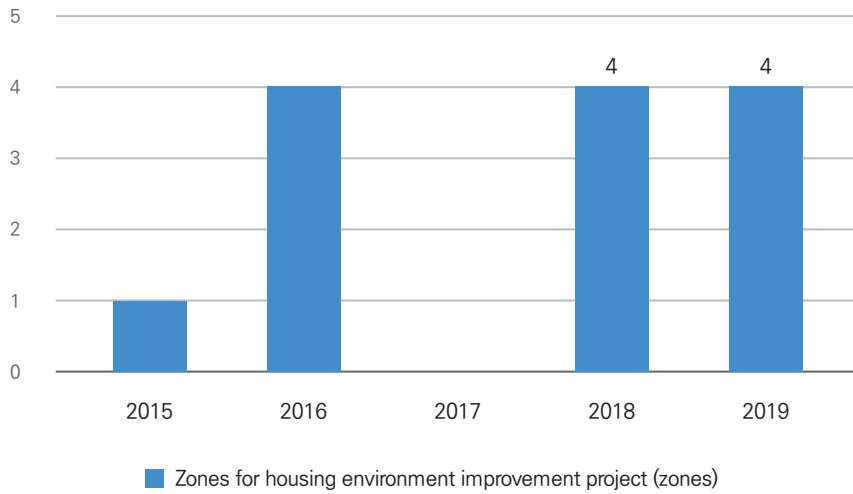
- The 「2020 Seodaemun-gu Sustainable Development Implementation Plans」 does not include any unit targets directly related to higher Gross Regional Domestic Product

Spatial Economy	(Corrected) 7. Housing zones for housing environment improvement project							
Area	Spatial Economy							
Strategies	Seodaemun – Economy for coexistence through spatial strategies							
Implementation Targets	1-1. The city of balanced development through spatial strategies for six zones							
Unit Targets	1-1-1. Hongje/Honggeun Zone, 1-1-2. Gajoa/Yeonhi Zone, 1-1-3. Seodaemun Zone, 1-1-4. Bugahyeon Zone, 1-1-5. Sinchon Zone, 1-1-6. Bukgajoa Zone							
Indicator	Unit	2015	2016	2017	2018	2019	2020	Result
(Initial) Number of homes for housing environment improvement project	District (number)	1	4	-	4	4	→	As-is
(Corrected) Housing zones for housing environment improvement project	District (zone)							

- (Initial)Definition: Number of homes improved in Seodaemun-gu by housing environment improvement projects
- **(Corrected)Definition: Zones improved in Seodaemun-gu by housing environment improvement project**
- (Initial)Method of Calculation: Number of homes improved by housing environment improvement projects
- **(Corrected)Method of Calculation: Zones improved by housing environment improvement project**
- Source: Department of Seodaemun-gu Urban Planning

- Seodaemun-gu has planned redevelopment and reconstruction projects for six zones through implementation targets and unit targets (Hongje/ Honggeun, Gajoa/Yeonhi, Seodaemun, Bugahyeon, Sinchon, Bukgajoa).
- The initial indicator was the 'number of homes entitled to housing environment improvement projects,' but it was corrected to the 'zones entitled to housing environment improvement projects' as it was impossible to tabulate the accurate number of homes due to the mixture of types of properties redeveloped or reconstructed.
- The number of zones entitled to improvement projects from 2018 to 2019 has been four zones (districts).

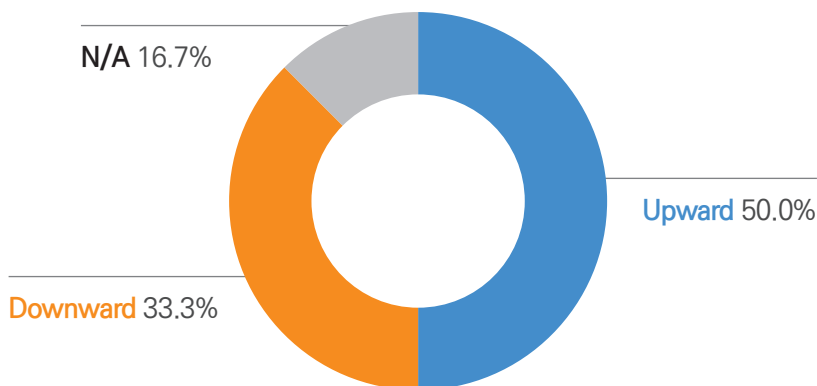
Indicator 7. (Corrected) Zones for Housing Environment Improvement Projects (2015–2019)



○ The 2020 Implementation Plans is related to Implementation Target 1-1 on pages 25-49.

- As a result of analyzing '**Education and Culture' Area**, two of the six sustainable development indicators were upward (33.3%), three downward (50.0%), and one N/A (16.7%) and the most indicators were 'downward.'
- '9. Rate of educational budget in Seodaemun-gu's general accounting', '11. Rate of support for regional organizations for culture and arts', and '13. Number of users of cultural facilities' all drew an acclivity.
- '8. Seodaemun-gu happiness index' and '10. Civil satisfaction with education-culture' decreased, but Seoul's average is also decreasing.
- '8. Seodaemun-gu happiness index' is not coherent with the Education and Culture Area strategies, implementation and unit targets with no indicators to evaluate, while '10. Seodaemun-gu happiness index' needs to be evaluated in terms of the unit target '2-1-2. Quality educational environment for all' for the educational environment and the unit targets '2-2-2. Expansion of original cultural and tourism contents' and '2-2-3. Voluntary revitalization of cultural and arts activities' for the cultural environment.
- '12. Participation in lifelong learning' includes the unit target '2-1-3. Lifelong learning programs for local community,' but cannot be evaluated as there are no statistics since 2019.

Results of Seodaemun-gu Sustainable Development Indicators' Implementation Evaluation (Education and Culture Area)



Sustainability Status of Education and Culture Area Sustainable Development Indicators

Area	No.	Sustainable Development Indicator	Upward • Downward	Sustainability
Education and Culture	8	Seodaemun-gu happiness index	↘	Downward
	9	Rate of educational budget in Seodaemun-gu's general accounting	↗	Upward
	10	Civil satisfaction with education-culture	↘	Downward
	11	Rate of support for regional organizations for culture and arts	↗	Upward
	12	Participation in lifelong learning	No Data	N/A
	13	Number of users of cultural facilities	↗	Upward
	Upward			3 (50.0%)
	Downward			2 (33.3%)
	As-is			-
	N/A			1 (16.7%)
	Total			6 (100%)

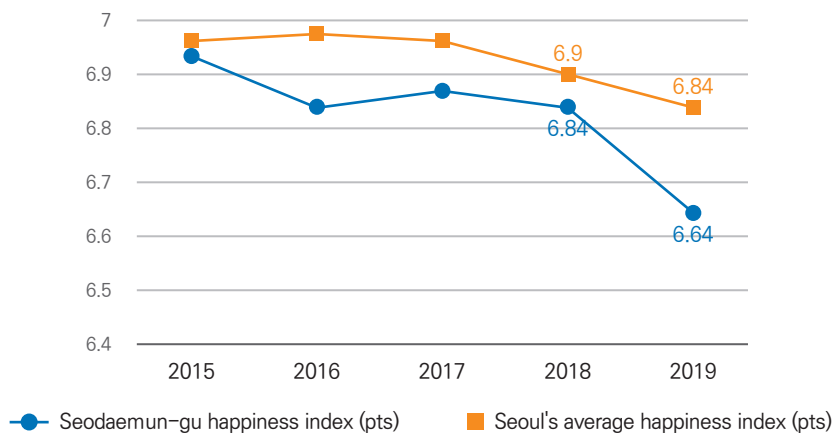
Education and Culture	8. Seodaemun-gu happiness index							
Area	Education and Culture							
Strategies	Seodaemun – The city of education and culture for all							
Implementation Targets	N/A							
Unit Targets	N/A							
Indicator	Unit	2015	2016	2017	2018	2019	Result	
Seodaemun-gu Happiness Index	pt/10 pts	6.92	6.84	6.88	6.84	6.64	↘	Downward

- Definition: The average of happiness index of the people of Seodaemun-gu in terms of health, finance, relationship, family, and social life.
- Method of Calculation: The people's happiness is surveyed on a scale of 1 to 10 (Seoul Urban Planning Policy Indicator Survey)
- Source: Seoul Open Data Square

○ Seodaemun-gu happiness index is 6.64 out of 10 pts and gradually decreasing each year. Seoul's average happiness index is 6.84 and also gradually decreasing.

	2015	2016	2017	2018	2019
Average of Seoul	6.95	6.97	6.96	6.9	6.84

Indicator 8. Average Happiness Index of Seodaemun-gu and Seoul (2015–2019)



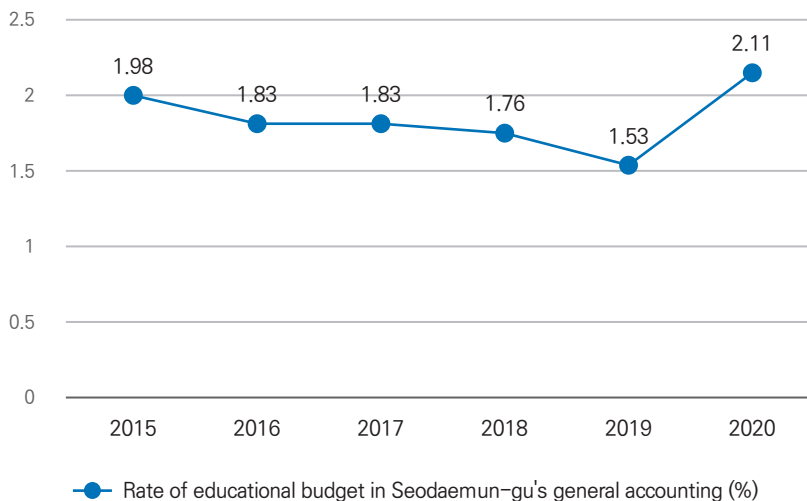
○ There is no information directly related to this in the 「2020 Seodaemun-gu Sustainable Development Implementation Plans」.

Education and Culture	9. Rate of educational budget in Seodaemun-gu's general accounting								
Area	Education and Culture								
Strategies	Seodaemun – The city of education and culture for all								
Implementation Targets	2-1. Seodaemun – The city of education where everyone can learn and grow together								
Unit Targets	2-1-2. Quality educational environment for all								
Indicator	Unit	2015	2016	2017	2018	2019	2020		Result
Rate of educational budget in Seodaemun-gu's general accounting	%	1.98	1.83	1.83	1.76	1.53	2.11	↗	Upward

- Definition: The rate of budget for education to the total budget of Seodaemun-gu (based on the expenditures of Seoul)
- Method of Calculation: Educational budget÷total budget×100 (general accounting)
- Source: Department of Seodaemun-gu Educational Support

○ The rate of educational budget to Seodaemun-gu's total budget remained at around 1% and decreased slightly until 2019, but it increased to 2.11% in 2020.

Indicator 9. Rate of educational budget in Seodaemun-gu's general accounting (2015–2020)



○ It is related to the overall details of the implementation targets on pages 81–104 of the 「2020 Seodaemun-gu Sustainable Development Implementation Plans」.

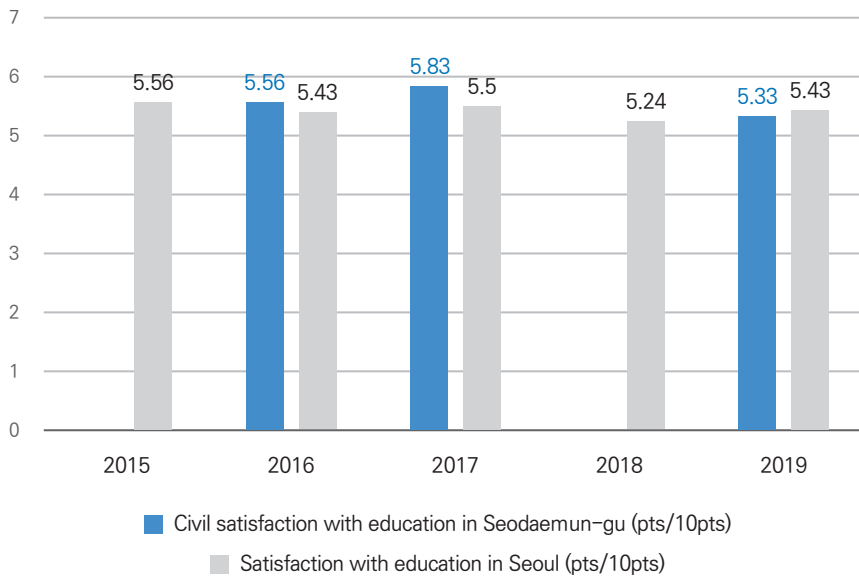
Education and Culture	10. Civil satisfaction with education–culture								
Area	Education and Culture								
Strategies	Seodaemun – The city of education and culture for all								
Implementation Targets	2-1. Seodaemun–The city of education where everyone can learn and grow together 2-2. City of culture and arts in everyday life								
Unit Targets	2-1-2. Quality educational environment for all 2-2-2. Expansion of original cultural and tourism contents 2-2-3. Voluntary revitalization of culture and arts activities								
Indicator	Unit	2015	2016	2017	2018	2019	2020	Result	
Civil satisfaction with education (public education)	pts/10 pts	-	5.56	5.83	-	5.33	-	↘	Downward
Civil satisfaction with culture	pts/10 pts	5.45	5.59	5.92	5.72	5.67	-	↘	

- Definition: Average of happiness of the people of Seodaemun–gu in terms of education and culture.
- Method of Calculation: The survey of happiness of people on a scale of 1 to 10 pts (Seoul Urban Policy Indicator Survey)
- Source: Seoul Open Data Square

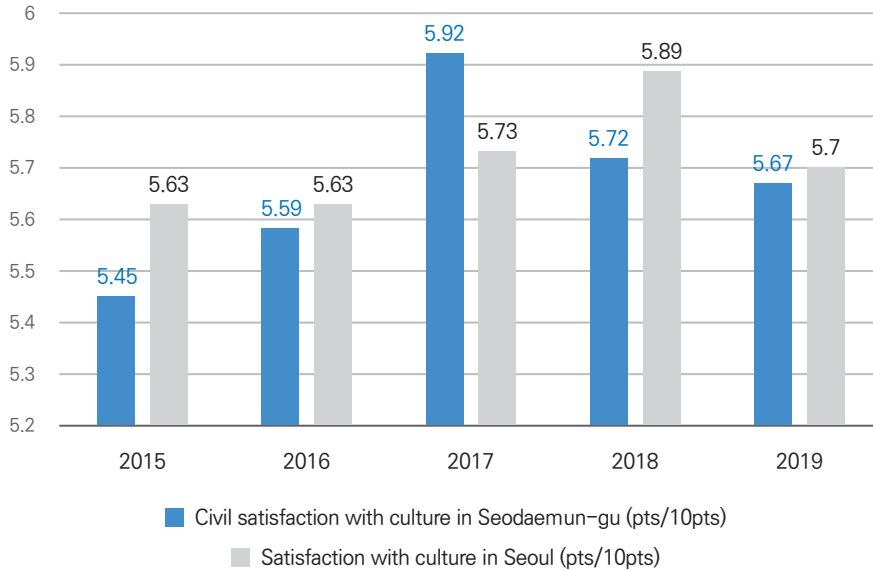
- The people of Seodaemun–gu's satisfaction with the educational–cultural environment remained at 5 out of 10 pts and constantly increasing and decreasing alternately.
- Seoul's average satisfaction with the educational environment increased in 2019 after decreasing until 2018 and satisfaction with the cultural environment remains at 5.8 pts while increasing and decreasing alternately.

Average of Seoul	2015	2016	2017	2018	2019
Satisfaction with Educational Environment	5.56	5.43	5.5	5.24 (Private Education)	5.43
Satisfaction with Cultural Environment	5.63	5.63	5.73	5.89	5.7

Indicator 10. Comparison of Civil Satisfaction with Education and Average of Seoul (2015–2019)



Indicator 10. Comparison of Civil Satisfaction with Culture and Average of Seoul (2015–2019)



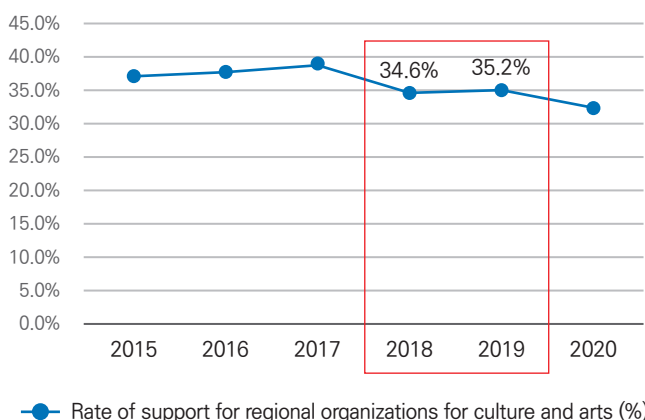
○ It is not directly related to any targets in the 「2020 Seodaemun-gu Sustainable Development Implementation Plans」.

Education and Culture		11. Rate of support for regional organizations for culture and arts							
Area	Education and Culture								
Strategies	Seodaemun – The city of education and culture for all								
Implementation Targets	2-2. City of culture and arts in everyday life								
Unit Targets	2-2-1. Cultural environment for cultural diversity								
Indicator	Unit	2015	2016	2017	2018	2019	2020	Result	
Rate of support for regional organizations for culture and arts	%	37.0	37.9	39.1	34.6	35.2	32.0	↗	Upward

- Definition: The rate of support for regional organizations for culture and arts to Seodaemun-gu's budget for culture and arts.
- Method of Calculation: (Amount of support for regional organizations for culture and arts÷total amount of budget for culture and arts)×100
- Source: Cultural Planning Team, Seodaemun-gu Department of Culture and Sports

- The scope of Seodaemun-gu's regional organizations for culture and arts includes regional organizations for culture and arts, religion, provincial organizations for culture and arts, Seodaemun Cultural Center.
- The rate of support for regional organizations for culture and arts increased slightly with the plans from 34.6% in 2018 to 35.2% in 2019 (2020 excluded due to the impact of COVID19).

Indicator 11. Rate of support for regional organizations for culture and arts (2015–2020)



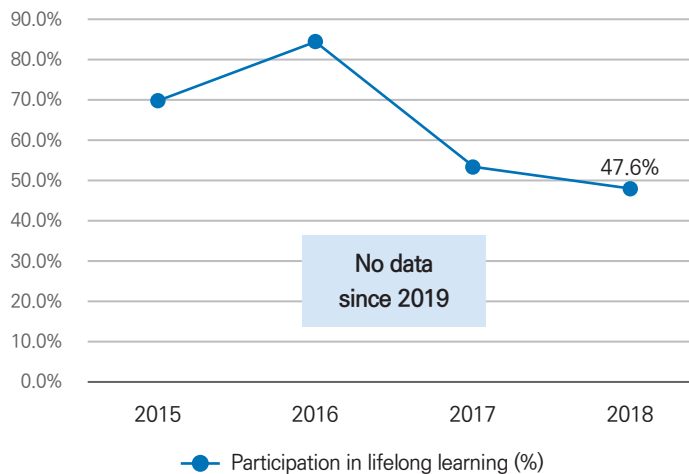
- The 「2020 Seodaemun-gu Sustainable Development Implementation Plans」 includes on 106 '3. Support for regional organizations for culture and arts' and on 107 '9. Support for Seodaemun Cultural Center,' so they need to be evaluated.

Education and Culture	12. Participation in lifelong learning							
Area	Education and Culture							
Strategies	Seodaemun – The city of education and culture for all							
Implementation Targets	2-1. Seodaemun – The city of education where everyone can learn and grow together							
Unit Targets	2-1-3. Lifelong learning programs for local community							
Indicator	Unit	2015	2016	2017	2018	2019	2020	Result
Participation in lifelong learning	%	69.2	83.2	53.3	47.6	-	-	N/A

- Definition: Rate of people who have participated in lifelong learning in Seodaemun-gu for a year.
- Method of Calculation: $(\text{Number of trainees of lifelong learning at workplace, cultural centers, etc.} \div \text{number of population of Seodaemun-gu}) \times 100$
- Source: Seoul Open Data Square

- The public data provided by Seoul do not provide participation in lifelong learning in Seodaemun-gu between 2019 and 2020.
- The 「2020 Implementation Plans」 includes plans for lifelong learning, but it is limited to the number of participants in lifelong learning centers, but Seoul limits the scope of lifelong learning to workplace, academies, cultural centers, etc.

Indicator 12. Participation in Lifelong Learning (2015–2018)



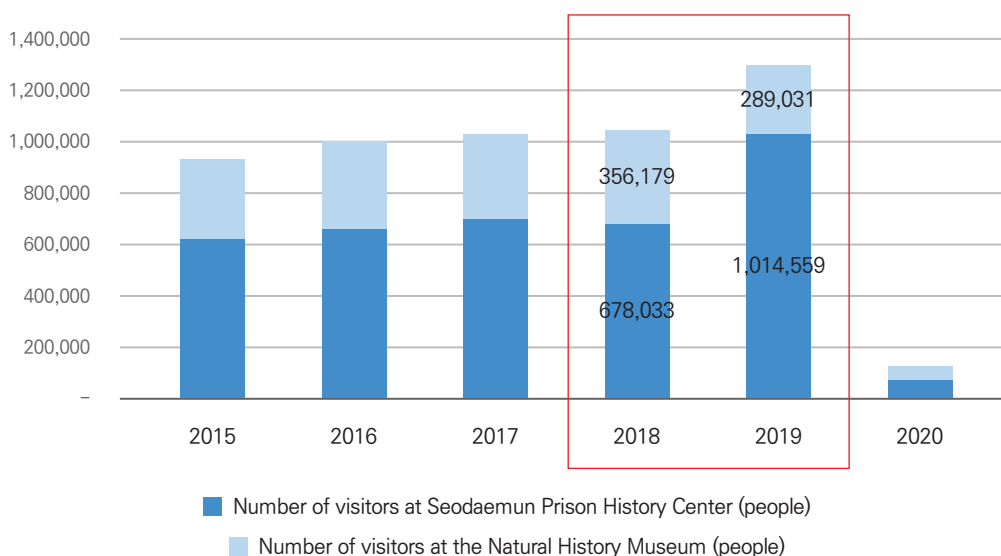
- The 「2020 Seodaemun-gu Sustainable Development Implementation Plans」 includes on pages 99–104 the unit target ‘2-1-3. Lifelong learning programs for local community.’

Education and Culture	13. Number of users of cultural facilities								
Area	Education and Culture								
Strategies	Seodaemun – The city of education and culture for all								
Implementation Targets	2-3. City of living history and culture								
Unit Targets	2-3-2. Awareness through historical and cultural assets								
Indicator	Unit	2015	2016	2017	2018	2019	2020	Result	
Number of users of cultural facilities	people	933,904	992,136	1,026,464	1,034,212	1,303,590	118,546	↗	Downward

- Definition: Number of people using the cultural facilities managed by Seodaemun-gu per year
- Method of Calculation: Number of visitors at historical and cultural facilities in Seodaemun-gu (tabulated)
- Source: Culture and Sports Facilities Team, Seodaemun-gu Department of Culture and Sports

- The historical and cultural facilities in Seodaemun are Seodaemun Prison and National History Museum and the number of visitors is tabulated.
- Not considering the impact of COVID19 in 2020, the number of cultural facilities is growing.

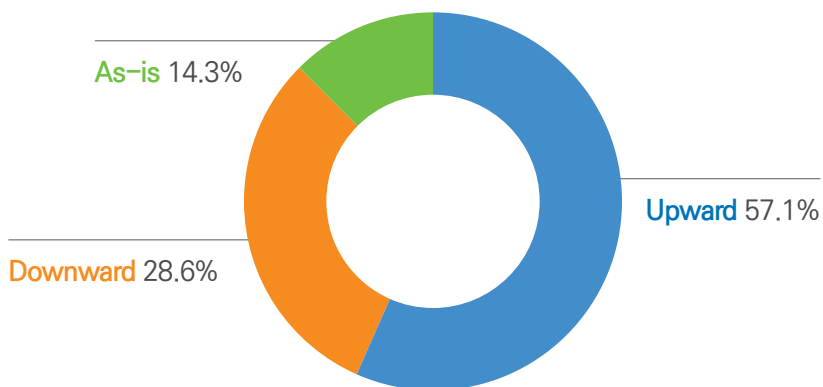
Indicator 13. Number of Users of Cultural Facilities (2015–2020)



- The 「2020 Seodaemun-gu Sustainable Development Implementation Plans」 includes on page 117 '1. Restoration and maintenance of Seodaemun Prison Historic Center.'

- As a result of analyzing the **'Public Health and Welfare' Area**, four out of seven sustainable development indicator drew an acclivity (57.1%), followed by two drawing a declivity (28.6%) and one as-is (14.3%).
- '14. Number of families for integrated case control', '16. Installation of amenities for the disabled', '18. Number of crimes', and '19. Rate of children in national/public daycare centers' are all drawing an acclivity.
- '17. National vaccination rate' and '20. Rate of health examination' reached the highest points in 2018 and 2017, respectively, and have decreased slightly.
- In relation to the indicators drawing an acclivity, the unit targets that should be reviewed in the 2020 Implementation Plans are '3-3-2. Public health and medical services,' '3-2-1. Programs to enhance public health,' and '4. Health examination tailored for the weak (target: the medical weak in low-income families).'

**Results of Seodaemun-gu Sustainable Development Indicators
Implementation Evaluation (Public Health and Welfare Area)**



Sustainability of Public Health and Welfare Area's Sustainable Development Indicators

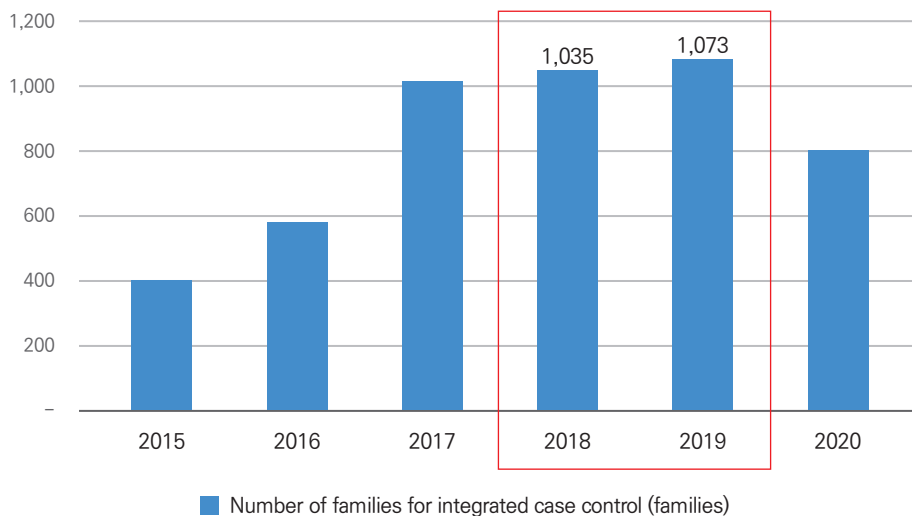
Area	No.	Sustainable Development Indicator	Upward • Downward	Sustainability	
Public Health and Welfare	14	Number of families for integrated case control	↗	Upward	
	15	Rate of early examination for dementia (60 and up)	→	As-is	
	16	Installation of amenities for the disabled	↗	Upward	
	17	National vaccination rate	↘	Downward	
	18	Number of crimes	↘	Upward	
	19	Rate of children in national/public daycare centers	↗	Upward	
	20	Rate of health examination	↘	Downward	
	Upward				4 (57.1%)
	Downward				2 (28.6%)
	As-is				1 (14.3%)
	N/A				-
	Total				7 (100%)

Public Health and Welfare	14. Number of families for integrated case control								
Area	Public Health and Welfare								
Strategies	Seodaemun – Public healthcare for all								
Implementation Targets	3-1. Welfare community for all through tailored welfare systems								
Unit Targets	3-1-1. Reinforcement of social security network and minimization of blind areas of welfare 3-1-2. Self-support foundation for the social weak								
Indicator	Unit	2015	2016	2017	2018	2019	2020	Result	
Number of families for integrated case control	Households	407	583	1,009	1,035	1,073	799	↗	Upward

- Definition: Number of households subject to integrated case control per year
- Method of Calculation: Tabulation of number of households subject to integrated case control per year
- Source: Seodaemun-gu Department of Welfare Policies

○ The number of households subject to integrated case control in Seodaemun-gu gradually increased from 2015 to 1,073 households in 2019 (2020 excluded due to the impact of COVID19).

Indicator 14. Number of Families for Integrated Case Control (2015–2020)



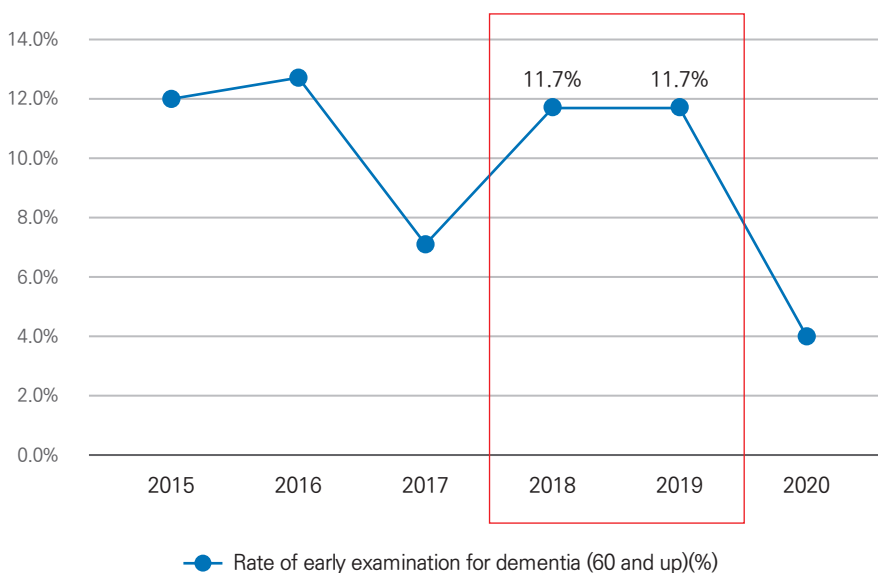
○ The 「2020 Seodaemun-gu Sustainable Development Implementation Plans」 includes on page 127 '4. Revitalization of tailored case studies' and '8. Integrated case management center for families with hardships.'

Public Health and Welfare	15. Rate of early examination for dementia (60 and up)								
Area	Public Health and Welfare								
Strategies	Seodaemun – Public healthcare for all								
Implementation Targets	3-2. Healthy society where everyone is happy								
Unit Targets	3-1-3. Happy and abundant senior environment								
Indicator	Unit	2015	2016	2017	2018	2019	2020	Result	
Rate of early examination for dementia (60 ad up)	%	12.0	12.7	7.1	11.7	11.7	4.0	→	Upward

- Definition: The rate of senior over 60 and residing in Seodaemun-gu who have received early examination for dementia.
- Method of Calculation: (Number of cases of early examination of senior over 60÷Number of senior over 60 years of age)×100
- Source: Family Medicine Team, Seodaemun-gu Department of Medicine

○ Seodaemun-gu's rate of early examination for dementia in 2018–2019 remains at 11.7% (2020 excluded due to the impact of COVID19).

Indicator 15. Rate of Early Examination for Dementia (2015–2020)



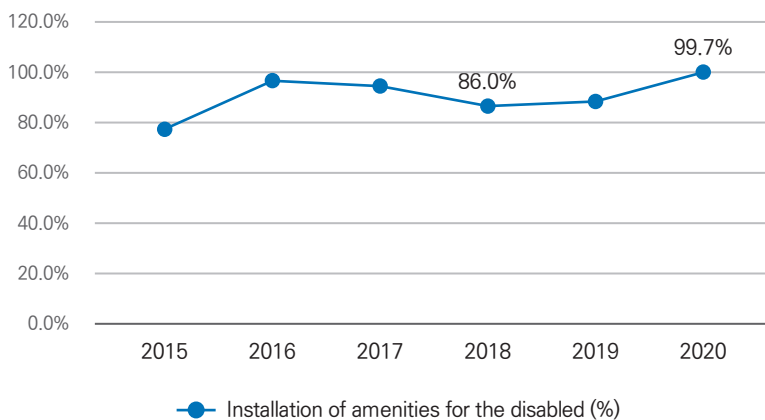
○ The 「2020 Seodaemun-gu Sustainable Development Implementation Plans」 includes on page 158 '5. Expansion of dementia prevention programs.'

Public Health and Welfare	16. Installation of amenities for the disabled								
Area	Public Health and Welfare								
Strategies	Seodaemun – Public healthcare for all								
Implementation Targets	3-3. Social systems with no discrimination for coexistence								
Unit Targets	3-3-2. Welfare and rights for the disabled								
Indicator	Unit	2015	2016	2017	2018	2019	2020	Result	
Installation of amenities for the disabled	%	78.3	97.1	96.7	86.0	88.2	99.7	↗	Upward

- (Initial) Definition: Rate of amenities for the disabled installed in Seodaemun-gu during a year.
- **(Corrected) Definition: Rate of sanitary facilities among amenities for the disabled installed in Seodaemun-gu during a year.**
- (Initial) Method of Calculation: Rate of sanitary facilities, announcement facilities, etc. actually installed in Seodaemun-gu among the amenities for the disabled.
- **(Corrected) Method of Calculation: (Number of sanitary facilities among amenities for the disabled ÷ number of installations) × 100**
- Source: Disability Support Team, Seodaemun-gu Department of Social Welfare

- The initial rate of installation of amenities for the disabled was limited to sanitary facilities and announcement facilities, but the scope was reduced to sanitary facilities as there were no statistics on announcement facilities.
- It remained at 80% in 2018–2019, but increased nearly 100% in 2020.

Indicator 16. Rate of Installation of Amenities for Disabled (2015–2020)



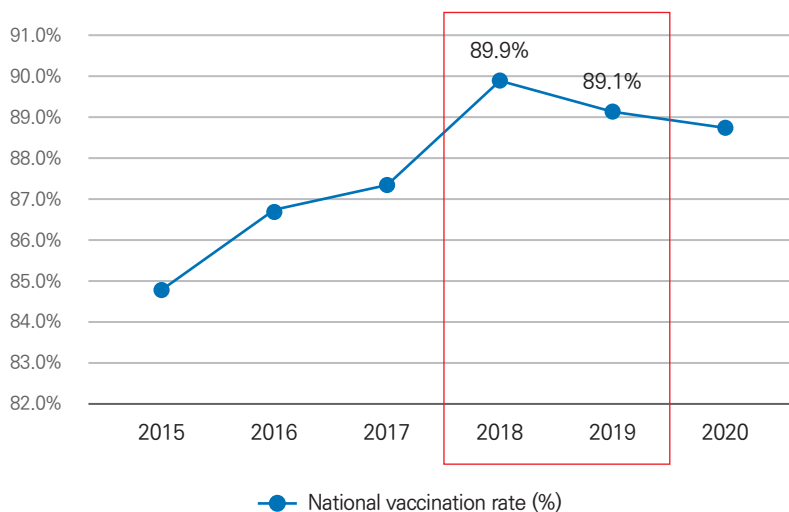
- The 「2020 Seodaemun-gu Sustainable Development Implementation Plans」 includes on page 187 '8. Expansion of convenience for the disabled.'

Public Health and Welfare	17. National vaccination rate								
Area	Public Health and Welfare								
Strategies	Seodaemun – Public healthcare for all								
Implementation Targets	3-2. Healthy society where everyone is happy								
Unit Targets	3-2-1. Programs to enhance public health 3-2-2. Public health and medical services								
Indicator	Unit	2015	2016	2017	2018	2019	2020	Result	
National vaccination rate	%	84.8	86.7	87.3	89.9	89.1	88.7	↘	Downward

- Definition: The rate of children Seodaemun-gu who are fully vaccinated with all vaccines recommended for children aged 12 or under.
- Method of Calculation: $\text{Number of national vaccinations} \div \text{Population subject to national vaccinations (12 or under)} \times 100$
- Source: Korea Disease Control and Prevention Agency, Mother-Child Public Health Team, Seodaemun-gu Department of Regional Health

○ The rate of national vaccination of Seodaemun-gu for children aged 12 or under was 89.9% in 2018, but slightly decreased to 89.1% in 2019 (2020 excluded due to the impact of COVID19).

Indicator 17. Rate of National Vaccination (2015–2020)



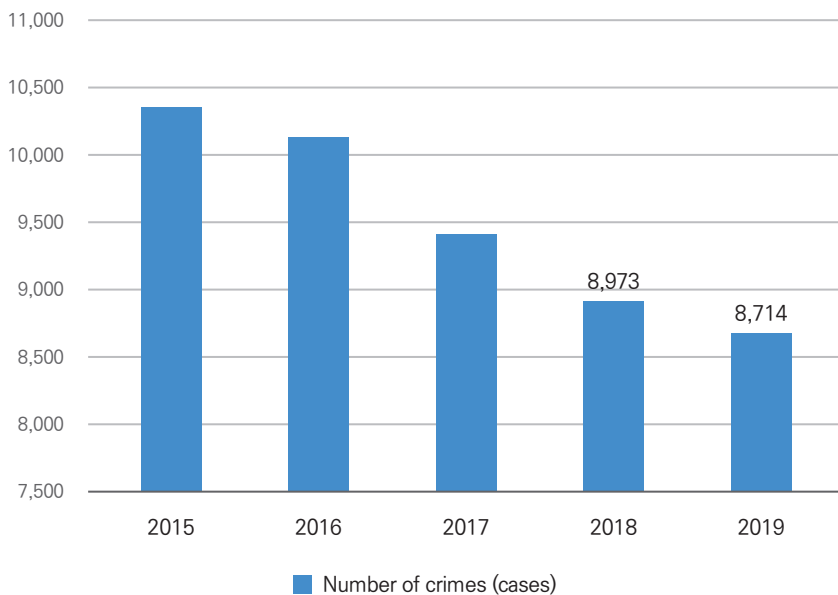
○ The 「2020 Seodaemun-gu Sustainable Development Implementation Plans」 does not include vaccination for children who are 12 or under, but includes vaccination for adults on page 141 '8. Vaccination for healthy senior life free of diseases.

Public Health and Welfare	18. Number of crimes							
Area	Public Health and Welfare							
Strategies	Seodaemun – Public healthcare for all							
Implementation Targets	3-4. Safe and secure city for all							
Unit Targets	3-4-2. Safe life system for security							
Indicator	Unit	2015	2016	2017	2018	2019	Result	
Number of crimes	case	10,385	10,133	9,415	8,973	8,714	↘	Upward

- Definition: Number of crimes that occur in Seodaemun-gu each year.
- Method of Calculation: Total number of crimes that occur in Seodaemun-gu each year.
- Source: KOSIS National Statistics Portal

○ The number of crimes that occur in Seodaemun-gu is gradually decreasing year after year (from 10,385 cases in '15 to 8,714 cases in '19).

Indicator 18. Number of Crimes (2015–2019)



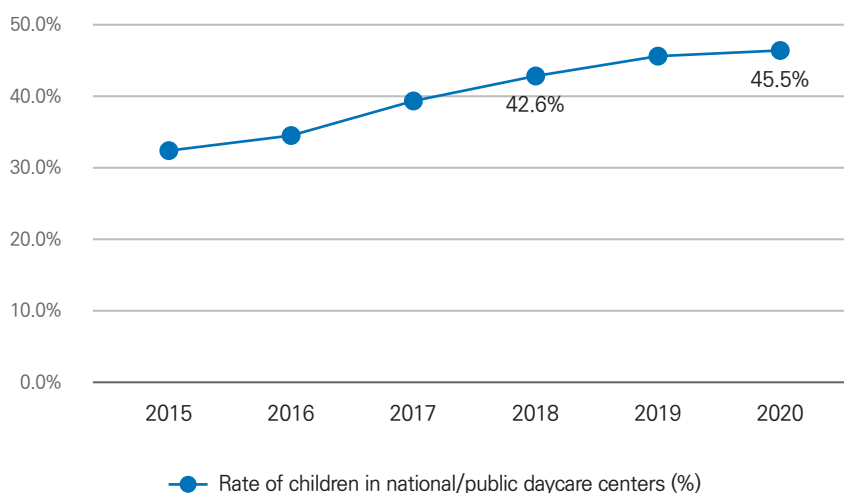
○ The 「2020 Seodaemun-gu Sustainable Development Implementation Plans」 does not include any projects directly related to crimes, but includes on page 211 '12. Creation of safe roads' for prevention of crimes.

Public Health and Welfare	19. Rate of children in national/public daycare centers								
Area	Public Health and Welfare								
Strategies	Seodaemun – Public healthcare for all								
Implementation Targets	3-3. Social systems with no discrimination for coexistence								
Unit Targets	3-3-3. Expansion of child-friendly city								
Indicator	Unit	2015	2016	2017	2018	2019	2020	Result	
Rate of children in national/public daycare centers	%	32.0	34.6	39.2	42.6	45.0	45.5	↗	Upward

- Definition: The rate of children attending national/public daycare centers among all children in Seodaemun-gu.
- Method of Calculation: Current number of children in national/public daycare centers in Seodaemun-gu ÷ total availability of daycare centers
- Source: Childcare Administration Team, Seodaemun-gu Department of Women and Family

○ The rate of children at national/public daycare centers in Seodaemun-gu is growing every year (from 42.6% in '18 to 45.5% in '20).

Indicator 19. Rate of Children in National/Public Daycare Centers (2015–2020)



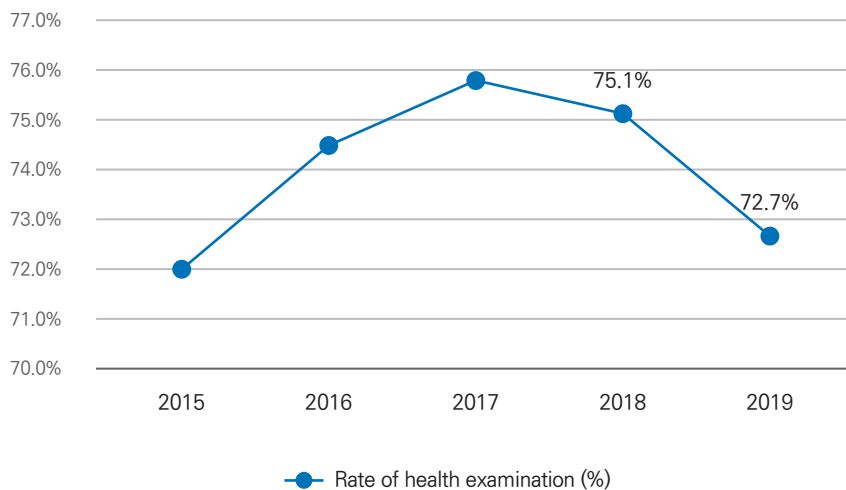
○ The 「2020 Seodaemun-gu Sustainable Development Implementation Plans」 includes on page 147 '3. Supplementation of childcare facilities and reinforcement of functions.'

Public Health and Welfare	20. Rate of health examination								
Area	Public Health and Welfare								
Strategies	Seodaemun – Public healthcare for all								
Implementation Targets	3-2. Healthy society where everyone is happy								
Unit Targets	3-2-1. Programs to enhance public health 3-2-2. Public health and medical services								
Indicator	Unit	2015	2016	2017	2018	2019	2020	Result	
Rate of health examination	%	72	74.5	75.9	75.1	72.7	-	↘	Downward

- Definition: The rate of children attending national/public daycare centers among all children in Seodaemun-gu.
- Method of Calculation: $\text{Current number of children in national/public daycare centers in Seodaemun-gu} \div \text{total availability of daycare centers}$
- Source: Childcare Administration Team, Seodaemun-gu Department of Women and Family

○ The rate of health examination in Seodaemun-gu reached the peak at 75.9% in 2017 and has decreased to 72.7%.

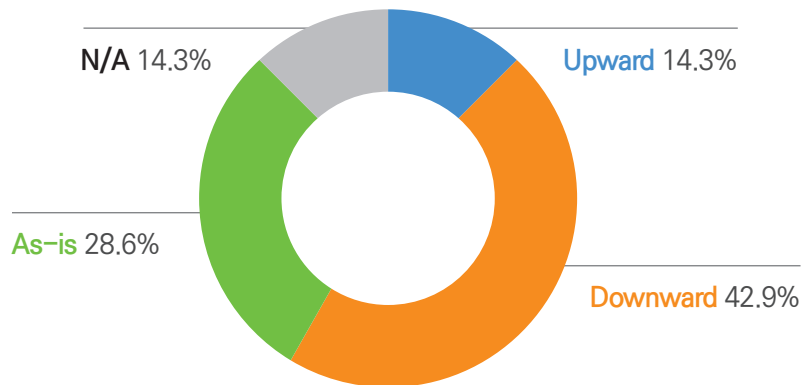
Indicator 20. Rate of Health Examination (2015–2019)



○ The 「2020 Seodaemun-gu Sustainable Development Implementation Plans」 includes on page 157 '4. Health Examination Tailored for the Weak,' but it is targeting the social weak in low-income class.

- As a result of analyzing **'Climate Environment' Area**, one of the seven sustainable development indicators is drawing an acclivity (14.3%), three a declivity (42.9%), two as-is (28.6%), and one N/A (14.3%), and the most indicators were downward.
- '24. Number of times exceeding air pollutant standards' has decreased to draw an acclivity.
- '23. Damage by rainfall and flood per year', '25. Rate of everyday waste recycling', and '26. Daily water consumption per capita' tend to increase and need reduction measures.
- In the 2020 Implementation Plans, the unit targets '4-1-2. Zero damage from natural disasters with preparation' and '4-2-2. Expansion of efforts to reduce waste' need to be reviewed and there should be measures added in relation to water conservation.

**Seodaemun-gu Sustainable Development Indicators
Implementation Evaluation Results (Climate Environment Area)**



Sustainability of Climate Environment Area Sustainable Development Indicators

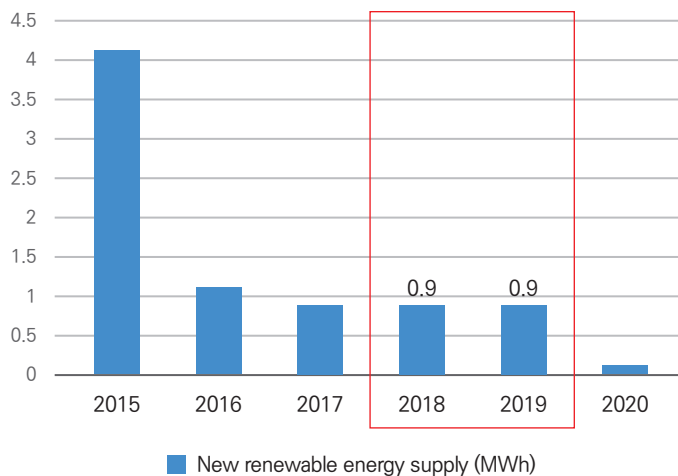
Area	No.	Sustainable Development Indicator	Upward • Downward	Sustainability	
Climate Environ ment	21	New renewable energy supply	→	As-is	
	22	Park/greenery area per capita	→	As-is	
	23	Damage by rainfall and flood per year	↗	Downward	
	24	Number of times exceeding air pollutant standards	↘	Upward	
	25	Rate of everyday waste recycling	↘	Downward	
	26	Daily water consumption per capita	↗	Downward	
	27	Green traffic usage	No Data	N/A	
	Upward				1 (14.3%)
	Downward				3 (42.9%)
	As-is				2 (28.6%)
	N/A				1 (14.3%)
	Total				7 (100%)

Climate Environment	21. New renewable energy supply								
Area	Climate Environment								
Strategies	Eco-friendly Seodaemun with clean urban environment								
Implementation Targets	4-1. Response to climate change for the future								
Unit Targets	4-1-3. Improvement of energy efficiency for sustainable energy								
Indicator	Unit	2015	2016	2017	2018	2019	2020	Result	
New renewable energy supply	MWh	4.1	1.24	0.9	0.9	0.9	0.1	→	As-is

- Definition: Capacity of new renewable energy facilities supplied to Seodaemun-gu.
- Method of Calculation: Sum of new renewable energy supply, including solar energy, solar heat, and geothermal heat.
- Source: Green Energy Team, Seodaemun-gu Department of Climate Environment

- Seodaemun-gu's new renewable energy included solar energy, geothermal, and other energy capacities in 2015, but excluded other energy capacities in 2016. Only the capacities of solar energy facilities have been tabulated for statistics since 2017.
- The capacities of solar energy facilities remained the same from 2018 to 2019 (2020 excluded due to the impact of COVID19).

Indicator 21. New Renewable Energy Supply (2015-2020)



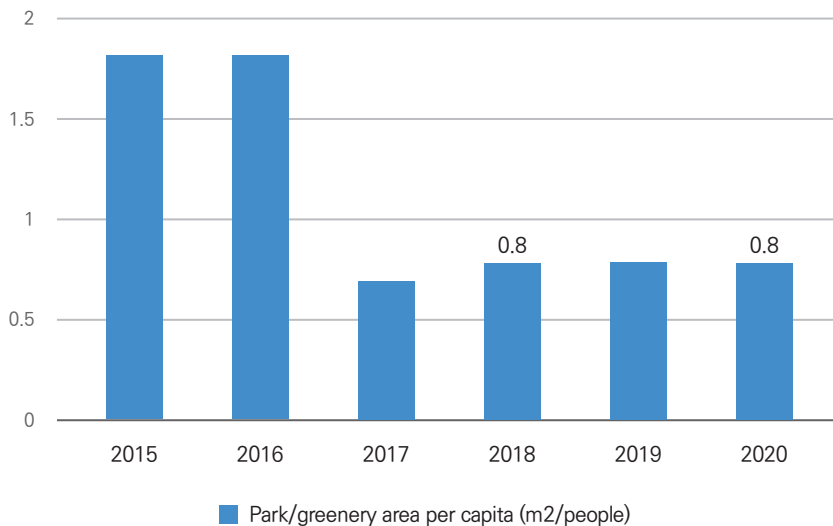
- The 「2020 Seodaemun-gu Sustainable Development Implementation Plans」 includes on 228p '1. Revitalization of new renewable energy and LED supply.'

Climate Environment	22. Park/greenery area per capita								
Area	Climate Environment								
Strategies	Eco-friendly Seodaemun with clean urban environment								
Implementation Targets	4-3. Eco and environmental city that grows with nature								
Unit Targets	4-3-1. Preservation and recovery of natural ecosystem in the city 4-3-3. Construction and expansion of green space in everyday life								
Indicator	Unit	2015	2016	2017	2018	2019	2020	Result	
Park/greenery area per capita	m2/ people	1.80	1.80	0.74	0.80	0.81	0.80	→	As-is

- Definition: The area of greenery available per capita in Seodaemun-gu
- Method of Calculation: Total area of park/greenery in Seodaemun-gu÷total population
- Source: Seoul Open Data Square, Park Planning Team, Seodaemun-gu Department of Green City

○ The standard area was updated in regards to the statistics of parks and greenery in Seodaemun-gu in 2017 and the area of parks and greenery per capital remained the same at 0.80m2/person from 2018 to 2020.

Indicator 22. Park/Greenery Area Per Capita (2015-2020)



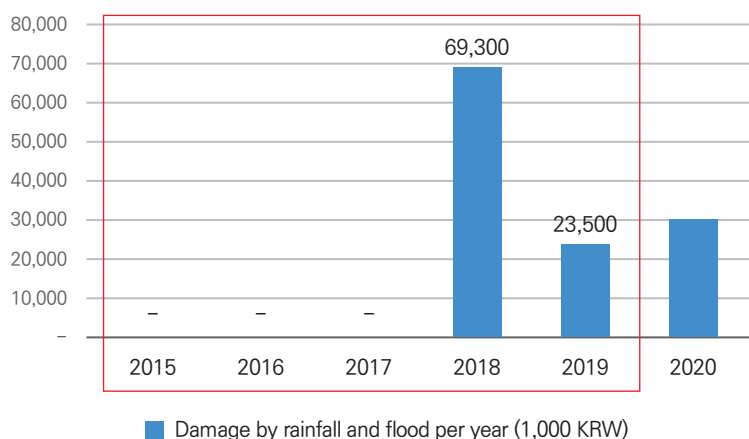
○ The 「2020 Seodaemun-gu Sustainable Development Implementation Plans」 includes on page 249 '6. Supplementation of greenery for pleasant urban environment.'

Climate Environment	23. Damage by rainfall and flood per year								
Area	Climate Environment								
Strategies	Eco-friendly Seodaemun with clean urban environment								
Implementation Targets	4-1. Response to climate change for the future								
Unit Targets	4-1-2. Zero damage from natural disasters with preparation								
Indicator	Unit	2015	2016	2017	2018	2019	2020	Result	
Damage by rainfall and flood per year	1,000 KRW	0	0	0	69,300	23,500	30,000	↗	Downward

- Definition: Amount of damage by rainfall and flood per year.
- Method of Calculation: Sum of amount of remedy for damage by storms, flood, etc.
- Source: Seoul Open Data Square, Water Control Team, Seodaemun-gu Department of Safe Water Control

- Seoul Open Data Square defines natural disasters as the disasters caused by storm, high winds, heavy rainfall, heavy snowfall, heat wave, and other natural phenomena alike based on the damage situation chart of National Disaster Management System (NDSM).
- The amount of damage by rainfall and flood per year has decreased after sustainable development planning, but the damage has actually increased considering that there was no damage in 2015–2017.

Indicator 23. Damage by Rainfall and Flood Per Year (2015–2020)



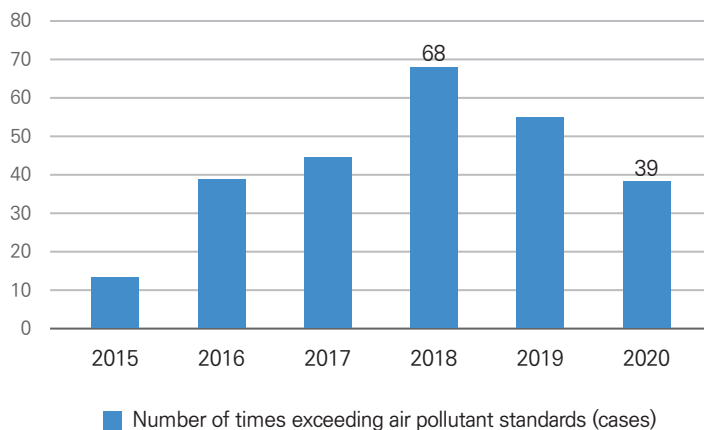
- Therefore, '1. Maintenance of hazardous facilities in forests', '2. Establishment and execution of snow control measures', '3. Flood damage control measures' on pages 225–227 of the 「2020 Seodaemun-gu Sustainable Development Implementation Plans」 need to be reviewed.

Climate Environment	24. Number of times exceeding air pollutant standards								
Area	Climate Environment								
Strategies	Eco-friendly Seodaemun with clean urban environment								
Implementation Targets	4-1. Response to climate change for the future								
Unit Targets	4-1-1. Clear and peaceful urban environment								
Indicator	Unit	2015	2016	2017	2018	2019	2020		Result
Number of times exceeding air pollutant standards	Number	13	39	44	68	54	39	↘	Upward

- Definition: Number of fine dust (PM10, PM2.5) and ozone warnings/alerts in Seodaemun-gu each year.
- Method of Calculation: Sum of number of times exceeding fine dust (PM10, PM2.5) and ozone standards (warnings, alerts) each year (Seobuk Station)
- Source: Air Korea, Korea Environment Corporation

- The warnings and alerts concerning the cases exceeding the air pollutant standards in Seodaemun-gu are controlled by Seoul.
- The number of times of excess was 68 in 2018 and decreased to 54 and 39 in 2019 and 2020, respectively.

Indicator 24. Number of Times Exceeding Air Pollutant Standards (2015–2020)



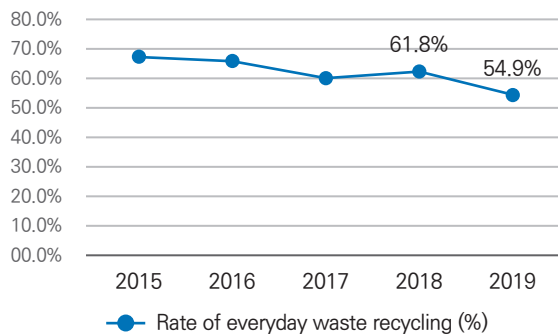
- The 「2020 Seodaemun-gu Sustainable Development Implementation Plans」 includes on pages 219–220p ‘1. Integrated control of fine dust’, ‘3. Pleasant living environment through fugitive dust control’, and ‘4. Installation of fine dust sign (alarm).’

Climate Environment		25. Rate of everyday waste recycling							
Area	Climate Environment								
Strategies	Eco-friendly Seodaemun with clean urban environment								
Implementation Targets	4-2. Sustainable resource recycling for Green Earth								
Unit Targets	4-2-1. Maximization of resource recycling 4-2-2. Expansion of efforts to reduce waste								
Indicator	Unit	2015	2016	2017	2018	2019	2020	Result	
Rate of everyday waste recycling	%	67.1	65.3	60.4	61.8	54.9	-	↘	Downward

- Definition: Rate of waste of Seodaemun-gu recycled into compost each year
- Method of Calculation: $\text{Volume of everyday waste recycling in Seodaemun-gu each year} \div \text{Volume of everyday waste} \times 100$
- Source: Seoul Open Data Square, Recycling Team, Seodaemun-gu Department of Cleaning Administration

- Everyday waste refers to the waste excluding commercial waste and includes everyday waste generated in homes or businesses.
- The volume of everyday waste recycled is defined as the sum of recycled waste and food waste and the volume of everyday waste is defined as the sum of waste recycled, incinerated, or landfilled.
- The volume of everyday waste recycling in Seodaemun-gu is gradually decreasing and decreased from 61.8% to 54.9% from 2018 to 2019. The volume of decrease was relatively large compared to the last five years' trends of decrease (6.7% decreased for two years from 2015 to 2017).

Indicator 25. Rate of Everyday Waste Recycling (2015–2019)



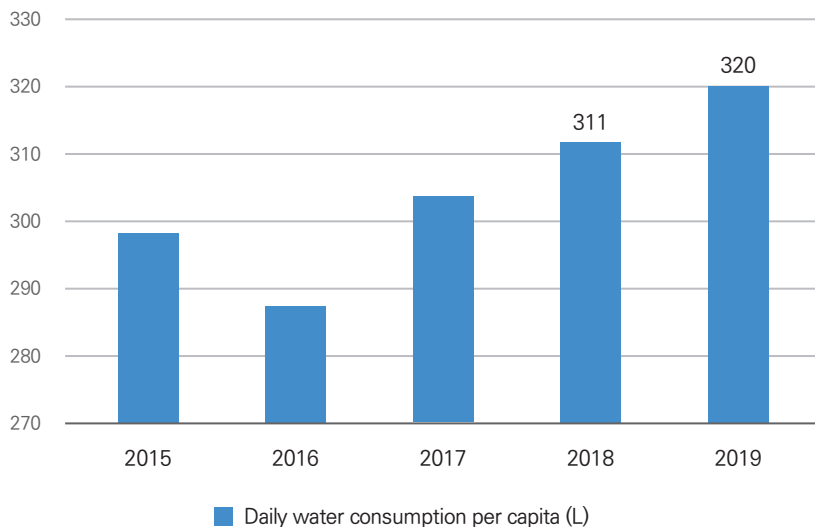
- Therefore, the 「2020 Seodaemun-gu Sustainable Development Implementation Plans」 includes on page 235 '3. Reduction of everyday waste' and it needs to be reviewed.

Climate Environment	26. Daily water consumption per capita								
Area	Climate Environment								
Strategies	Eco-friendly Seodaemun with clean urban environment								
Implementation Targets	4-1. Response to climate change for the future								
Unit Targets	4-3-2. Prevention of environmental pollution for sustainably clean environment								
Indicator	Unit	2015	2016	2017	2018	2019	2020	Result	
Daily water consumption per capita	ℓ	299	287	303	311	320	-	↗	Downward

- Definition: Daily water consumption per capita in Seodaemun-gu (ℓ).
- Method of Calculation: Tap water consumption in Seodaemun-gu each year÷number of population÷365 days
- Source: Seoul Open Data Square

○ Daily water consumption per capita has increased gradually since 2016.

Indicator 26. Daily Water Consumption Per Capita (2015–2019)



○ The 「2020 Seodaemun-gu Sustainable Development Implementation Plans」 has no projects related to water conservation, so unit targets should be established.

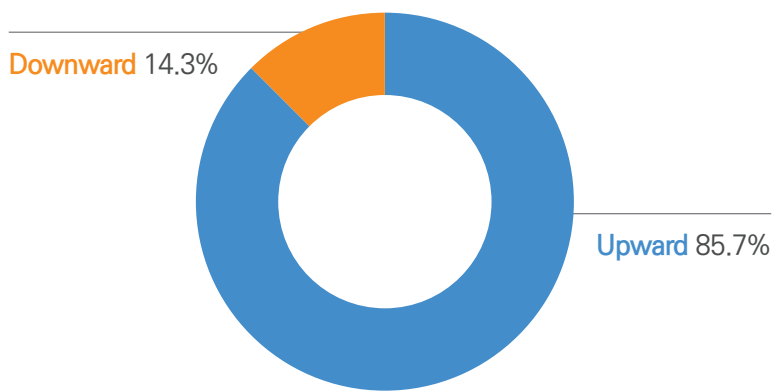
Climate Environment	27. Green traffic usage							
Area	Climate Environment							
Strategies	Eco-friendly Seodaemun with clean urban environment							
Implementation Targets	4-4. People-centered traffic environment city							
Unit Targets	4-4-1. Pedestrian-centered traffic environment 4-4-2. Construction of traffic systems to improve mobility of local citizens 4-2-3. Pleasant streets for pedestrians							
Indicator	Unit	2015	2016	2017	2018	2019	2020	Result
Green traffic usage	%	-	-	-	-	-	-	N/A

- Definition: The rate of commuters on foot, bicycles, or public transportation within Seodaemun-gu among all commuters.
- Method of Calculation: $\text{Commuters on foot, bicycles, or public transportation} \div \text{total daily commuters within district} \times 100$
- Source: No data.

- It is not applicable as there is no statistics in relation to green traffic usage.
- The 「2020 Seodaemun-gu Sustainable Development Implementation Plans」 includes no unit targets, but includes on page 256 '7. Restructuring local transit traffic systems for the convenience of citizens' in regards to the construction of traffic systems.

- As a result of analyzing **'Systems and Administration' Area**, six out of seven sustainable development indicators drew an acclivity (85.7%) and only one drew a declivity (14.3%).
- Most indicators related to Systems and Administration in Seodaemun-gu are upward.
- In regards to civil-government agreement, '32. Adoption of suggestion system' is increasing, but '33. Rate of reflection of participatory budget' is decreasing even when considering that the overall budget of district has increased.
- '1. Infrastructure for expansion of civil participation throughout budgeting: On Budget System' of unit target 5-3-2 needs to be reviewed.

**Seodaemun-gu Sustainable Development Indicators
Implementation Evaluation Results (Systems and Administration Area)**



Sustainability of Sustainable Development Indicators of Systems and Administration Area

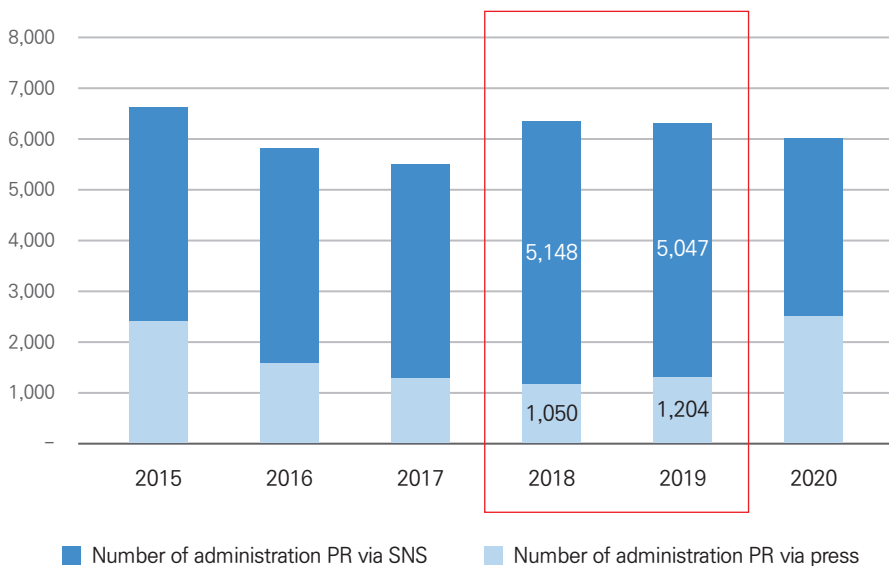
Area	No.	Sustainable Development Indicator	Upward • Downward	Sustainability	
Systems and Adminis- tration	28	Number of administration PR via SNS and press	↗	Upward	
	29	Number of visitors of government website	↗	Upward	
	30	Participation in volunteer services	↗	Upward	
	31	Complaint processing speed index	↗	Upward	
	32	Suggestion adoption rate	↗	Upward	
	33	Participatory budget reflection rate	↘	Downward	
	34	(Corrected) Rate of committee meetings	↗	Upward	
	Upward				6 (85.7%)
	Downward				1 (14.3%)
	As-is				-
	N/A				-
	Total				7 (100%)

Systems and Administration	28. Number of administration PR via SNS and press								
Area	Systems and Administration								
Strategies	Seodaemun – Open administration with responsibilities and authority								
Implementation Targets	5-2. Administrative innovation based on communication and agreements								
Unit Targets	5-1-3. Open communication to listen to the voices of citizens 5-2-2. Revitalization of administration through agreements								
Indicator	Unit	2015	2016	2017	2018	2019	2020	Result	
Number of administration PR via SNS and press	cases	6,679	5,949	5,629	6,198	6,251	6,023	↗	Upward

- Definition: Number of administration PR of Seodaemun-gu news via SNS and press.
- Method of Calculation: Number of administration PR via SNS+Number of administration PR via press
- Source: Media Communication Team, Press Team, Seodaemun-gu Department of Public Relations

○ The number of administration PR has gradually increased the use of SNS and press since 2018 (2020 excluded due to the impact of COVID19).

Indicator 28. Number of Administration PR Via SNS and Press (2015–2020)



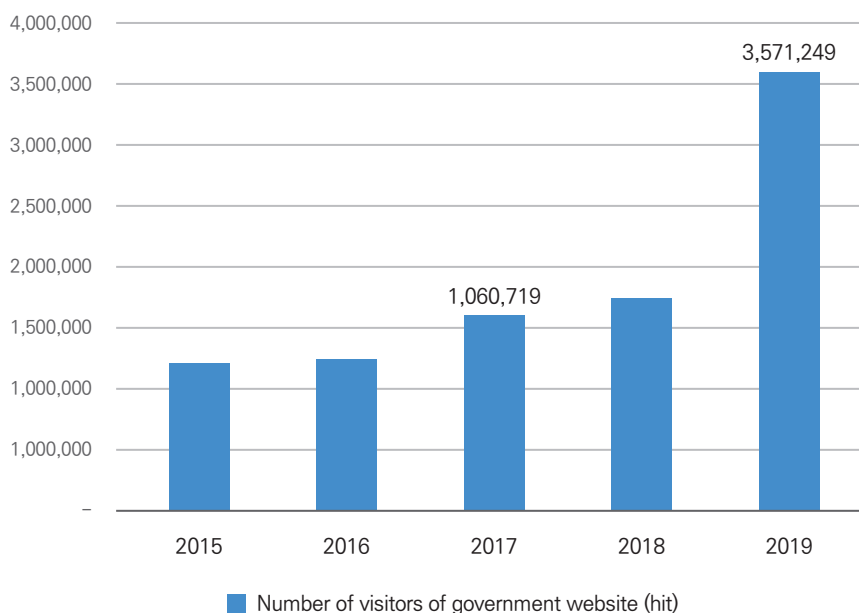
○ The 「2020 Seodaemun-gu Sustainable Development Implementation Plans」 includes page 278 '7. Reinforcement of PR channels close to the citizens.'

Systems and Administration	29. Number of visitors of government website								
Area	Systems and Administration								
Strategies	Seodaemun – Open administration with responsibilities and authority								
Implementation Targets	N/A								
Unit Targets	N/A								
Indicator	Unit	2015	2016	2017	2018	2019	2020	Result	
Number of visitors of government website	hit	735,794	744,826	1,060,719	1,232,401	3,571,249	6,023	↗	Upward

- Definition: Number of visitors of Seodaemun-gu website each year.
- Method of Calculation: Number of visitors of Seodaemun-gu website each year.
- Source: Information Planning Team, Seodaemun-gu Department of Smart Information

○ The number of visitors of Seodaemun-gu website each year has increased and increased sharply in 2020 as the updates related to COVID19 were posted on the website.

Indicator 29. Number of Visitors of Government Website (2016–2020)



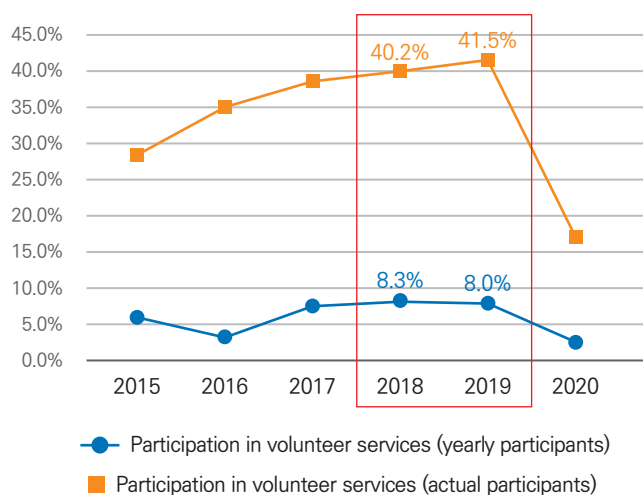
○ There are no related unit targets on the 「2020 Seodaemun-gu Sustainable Development Implementation Plans」.

Systems and Administration	30. Participation in volunteer services								
Area	Systems and Administration								
Strategies	Seodaemun – Open administration with responsibilities and authority								
Implementation Targets	5-1. Citizen-centered self-governing authority for advanced local administration								
Unit Targets	5-1-4. Village communities with civil participation								
Indicator	Unit	2015	2016	2017	2018	2019	2020	Result	
Participation in volunteer services	%	28.6	34.7	38.7	40.2	41.5	17.2	↗	Upward

- Definition: Total number of participants in volunteer activities that takes place in Seodaemun-gu each year.
- Method of Calculation: (Number of volunteers÷number of population of Seodaemun-gu) ×100
- Source: 1365 Volunteer Portal, Volunteer Team, Seodaemun-gu Department of Civil and Government Agreement

- The rate of participation in volunteer activities in Seodaemun-gu is tabulated by the number of participants and the highest rate of participation is four to 10 sessions per volunteer in Seodaemun-gu.
- The rate of participation in volunteer activities is gradually growing (2020 excluded due to the impact of COVID19).

Indicator 30. Participation in Volunteer Services (2015–2020)



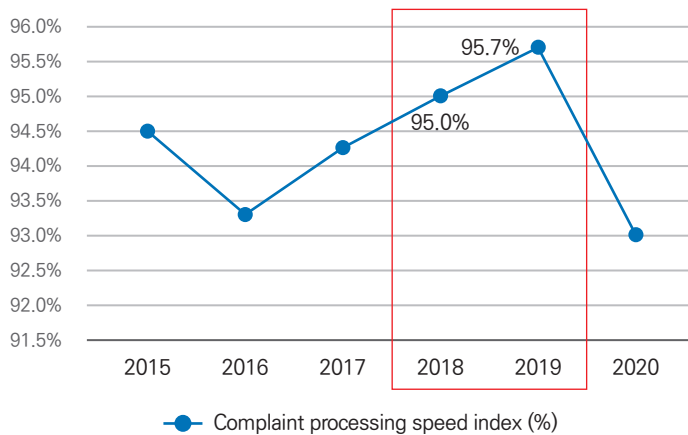
- The 「2020 Seodaemun-gu Sustainable Development Implementation Plans」 includes on page 282 '1. Various volunteer activities and programs' and '2. Revitalization of volunteer camps.'

Systems and Administration	31. Complaint processing speed index								
Area	Systems and Administration								
Strategies	Seodaemun – Open administration with responsibilities and authority								
Implementation Targets	5-2. Administrative innovation based on communication and agreements								
Unit Targets	5-1-3. Open communication to listen to the voices of citizens 5-2-1. Administrative services accessible for the general public								
Indicator	Unit	2015	2016	2017	2018	2019	2020	Result	
Complaint processing speed index	%	94.5	93.3	94.3	95.0	95.7	93.0	↗	Upward

- Definition: Compliance with complaint processing period in Seodaemun-gu and rate of reduction of processing period.
- Method of Calculation: Compliance with complaint processing period in Seodaemun-gu (80%)+Reduction of processing period (20%)
 Compliance with complaint processing period = Number of complaints processed in time/total number of complaints processed
 Reduction of processing period = (Total statutory processing period–Total processing period)/Total statutory processing period
- Source: Complaint Control Team, Seodaemun-gu Department of Complaint and Passport

○ The complaint processing speed index of Seodaemun-gu consists of compliance with complaint processing period and reduction of processing period. It is basically around 93% and gradually growing since 2016 (2020 excluded due to the impact of COVID19).

Indicator 31. Complaint Processing Speed Index (2015–2020)



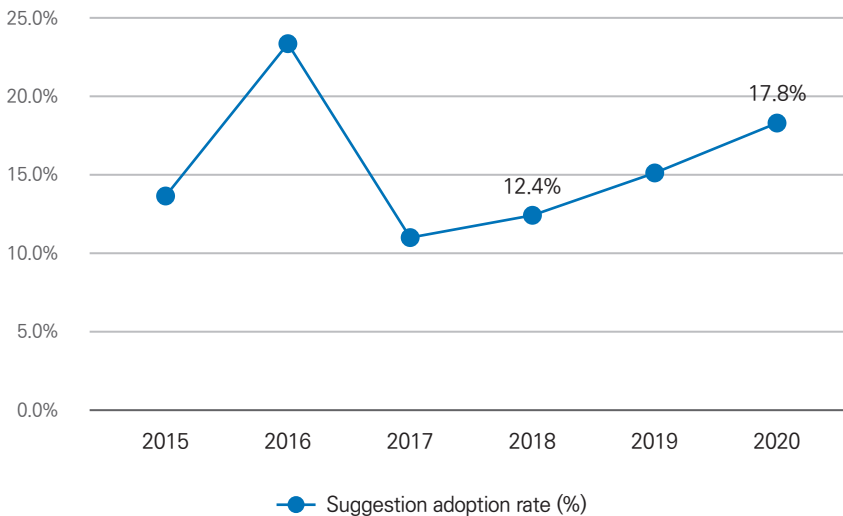
○ The 「2020 Seodaemun-gu Sustainable Development Implementation Plans」 included on page 275 '1. Civil complaint windows for open administration.'

Systems and Administration	32. Suggestion adoption rate								
Area	Systems and Administration								
Strategies	Seodaemun – Open administration with responsibilities and authority								
Implementation Targets	5-2. Administrative innovation based on communication and agreements								
Unit Targets	5-1-1. Seodaemun – A local government leading localization 5-3-2. Civil-participatory budgeting closer to the people								
Indicator	Unit	2015	2016	2017	2018	2019	2020	Result	
Suggestion adoption rate	%	13.8	23.1	10.8	12.4	14.9	17.8	↗	Upward

- Definition: Rate of suggestions actually adopted among the suggestions received by Seodaemun-gu each year.
- Method of Calculation: $(\text{Number of suggestions adopted each year} \div \text{Total number of suggestions received each year}) \times 100$
- Source: Sustainable Development Team, Seodaemun-gu Department of Planning and Budget

○ The number of suggestions received each year in relation to the suggestion adoption rate of Seodaemun-gu has been tabulated by the number of suggestions received through Civil Sinmungo and gradually growing since 2017.

Indicator 32. Suggestion Adoption Rate (2015–2020)



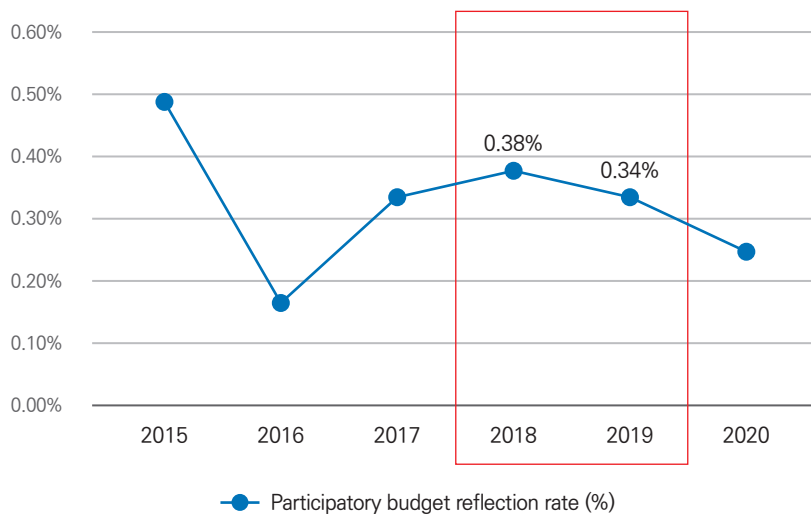
○ The 「2020 Seodaemun-gu Sustainable Development Implementation Plans」 included on 291 '6. Reformation of restrictions for citizens.'

Systems and Administration	33. Participatory budget reflection rate								
Area	Systems and Administration								
Strategies	Seodaemun – Open administration with responsibilities and authority								
Implementation Targets	5-3. Sound and transparent local finance								
Unit Targets	5-3-2. Civil-participatory budgeting closer to the people								
Indicator	Unit	2015	2016	2017	2018	2019	2020	Result	
Participatory budget reflection rate	%	0.49	0.17	0.34	0.38	0.34	0.25	↘	Downward

- Definition: The rate of participatory budget to total budget of Seodaemun-gu.
- Method of Calculation: $(\text{Amount of participatory budget} \div \text{Total budget of Seodaemun-gu}) \times 100$
- Source: Participatory Budget Team, Seodaemun-gu Department of Civil and Government Administration

- The rate of participatory budget to total budget of Seodaemun-gu constantly grew until 2018, but slightly decreased by 0.04% in 2019 (2020 excluded due to the impact of COVID19).
- The amount of participatory budget has decreased even when considering that the amount of total budget of Seodaemun-gu has increased.

Indicator 33. Participatory Budget Reflection Rate (2015–2020)



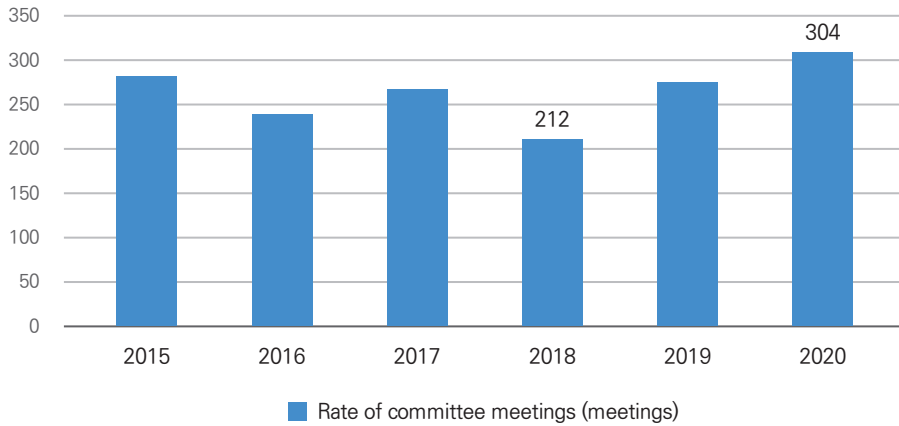
- The 「2020 Seodaemun-gu Sustainable Development Implementation Plans」 includes on page 303 '1. Infrastructure for expansion of civil participation throughout budgeting' and it needs to be reviewed.

Systems and Administration	(Corrected) 34. Rate of committee meetings								
Area	Systems and Administration								
Strategies	Seodaemun – Open administration with responsibilities and authority								
Implementation Targets	5-1. Citizen-centered self-governing authority for advanced local administration								
Unit Targets	5-1-1. Seodaemun – A local government leading localization								
Indicator	Unit	2015	2016	2017	2018	2019	2020	Result	
(Initial) Rate of committee meetings	%	282	244	265	212	271	304	↗	Upward
(Corrected) Number of committee meetings	Cases								

- (Initial) Definition: The rate of committee meetings within Seodaemun-gu's agreement infrastructure systems each year.
- **(Corrected) Definition: Number of meetings of all regular committees of Seodaemun-gu.**
- (Initial) Method of Calculation: $(\text{Actual number of committee meetings} \div \text{Required number of committee meetings based on ordinances, etc.}) \times 100$
- **(Corrected) Method of Calculation: Number of meetings of all regular committees of Seodaemun-gu.**
- Source: Sustainable Development Team, Seodaemun-gu Department of Planning and Budget

- The initial rate of committee meetings was defined as the actual number of meetings held to the number of meetings required by the related ordinances and regulations, but the number of committees in Seodaemun-gu was 103 as of 2020 and some ordinances and rules did not designate the number of meetings related to the operation of committees. Therefore, the indicator has been corrected to 'the number of committee meetings held.'
- The number of committee meetings in Seodaemun-gu increased from 212 in 2018 to 304 in 2020 (including online). The number of regular committees has also increased.

Indicator 34. (Corrected) Number of Committee Meetings (2015–2020)



- The 「2020 Seodaemun-gu Sustainable Development Implementation Plans」 includes on pages 295–296 ‘1. Advancement of agreements in local communities’ and ‘2. Local community innovation plans.’

- In the sustainable development implementation evaluation of Seodaemun-gu based pm 34 sustainable development indicators, the Spatial Economy, Education and Culture, Public Health and Welfare, Systems and Administration Area are upward and the Climate Environment Area is downward.
- '6. Gross Regional Domestic Product (GRDP)' of 'Spatial Economy' area is not coherent with the strategies, implementation targets, and unit targets of the area and lacks targets for evaluation.
- '8. Seodaemun-gu happiness index' of the 'Education and Culture' area is not coherent with the strategies, implementation targets, and unit targets and cannot be evaluated and the implementation plans to improve '10. Civil satisfaction with education-culture' need to be reviewed. '12. Participation in lifelong learning' needs statistical data.
- '17. National vaccination rate' and '20. Rate of health examination' of the 'Public Health and Welfare' area need measures for improvement and evaluation for related targets.
- Unit targets need to be evaluated for the reduction of '23. Damage by rainfall and flood per year' and improvement of '25. Rate of everyday waste recycling' and '26. Daily water consumption per capita' in the Climate Environment area and it is necessary to establish projects in relation to the use of water resources. It is also related to construct the statistical data for '27. Green traffic usage.'
- In relation to the slight decrease in '33. Participatory budget reflection rate' of the Systems and Administration area, the implementation plans need to be evaluated, and '29. Number of visitors of government website' is not coherent with the strategies, implementation targets, and unit targets.

3. Coherence between Seodaemun-gu Sustainable Development Indicators and UN SDGs

- In addition to the results of analysis of the aforementioned systems, the existing sustainable development indicators of Seodaemun-gu are categorized based on the five strategies of the UN SDGs (5P: People, Planet, Prosperity, Peace, Partnership) and 17 goals ([Table 3-13]).
 - The coherence between the goals of the UN SDGs and the indicators is not analyzed as the sustainability evaluation system of Seodaemun-gu needs to be corrected and supplemented as the aforementioned results of analysis of Seodaemun-gu's sustainability systems.
- The following six indicators of the 34 sustainable development indicators of Seodaemun-gu are not coherent to the five strategies of UN SDGs:

- 8. Seodaemun-gu happiness index, 10. Civil satisfaction with education-culture, 28. Number of administration PR via SNS and press, 29. Number of visitors of government website, 30. Participation in volunteer services, and 31. Complaint processing speed index
- In relation to the 'People' for social development, there are no indicators related to '2. End of famine' and '5. Gender equality.'
- In relation to the 'Planet' for environmental protection, there are no indicators related to '14. Preservation of marine ecosystem' and '15. Protection of ground ecosystem.'
- In relation to the 'Prosperity' for economic development, there are no indicators related to '9. Industrial innovation and social infrastructure facilities.'
- There are no indicators related to '17. Global cooperation' of 'Partnership' excluding Peace, which is the precondition and method.

[Table 3-13] Comparison of Seodaemun-gu's Sustainable Indicators and 17 Goals and 5P of UN SDGs

Five Components	Five Strategies	17 Goals of SDGs	Seodaemun-gu Sustainability Indicator
Social Development	People	① End of poverty	14. Number of families for integrated case control
		② End of famine	-
		③ Health and wellbeing	15. Rate of early examination for dementia 17. National vaccination rate 20. Rate of health examination
		④ Quality education	09. Rate of educational budget in Seodaemun-gu's general accounting 12. Participation in lifelong learning 19. Rate of children in national/public daycare centers
		⑤ Gender equality	-
Environmental Protection	Planet	⑥ Clean water and sanitation	26. Daily water consumption per capita
		⑫ Sustainable production and consumption	01. Rate of public purchase of products of social enterprises 05. Rate of purchase of sustainable public goods 25. Rate of everyday waste recycling
		⑬ Climate change and response	23. Damage by rainfall and flood per year 24. Number of times exceeding air pollutant standards
		⑭ Preservation of marine ecosystem	-
		⑮ Protection of ground ecosystem	-

Five Components	Five Strategies	17 Goals of SDGs	Seodaemun-gu Sustainability Indicator
Economic Development	Prosperity	⑦ Clean energy for all	21. New renewable energy supply
		⑧ Quality jobs and economic growth	02. Reemployment training programs for middle-aged people 03. Number of social enterprises 04. Rate of companies sponsored by small/medium business funds 06. Gross Regional Domestic Production (GRDP)
		⑨ Industrial innovation and social infrastructure facilities	-
		⑩ Reduction of inequality	14. Number of families for integrated case control
		⑪ Sustainable city and community	22. Green/greenery area per capita 07. Number of homes for housing environment improvement project 11. Rate of support for regional organizations for culture and arts 13. Number of users of cultural facilities 16. Rate of early examination for dementia 22. Park/greenery area per capita 27. Green traffic usage
Precondition and Method	Peace	⑯ Justice, peace, and effective systems	18. Number of crimes 32. Suggestion adoption rate 33. Participatory budget reflection rate 34. Rate of committee meetings
Precondition and Method	Partnership	⑰ Global cooperation	-

4. Conclusion

○ As a result of analyzing the coherence between Seodaemun-gu Sustainable Development Framework Plans and sustainable development indicators, the sustainable development indicators are not coherent to the implementation targets and unit targets in the following four aspects:

- 1) 2.0% where implementation targets are not coherent to unit targets (1 out of 51), 2) 8.8% where sustainable development indicators are not coherent to unit targets (3 out of 34), 3) 17.6% where unit targets are not coherent to sustainable development indicators (9 out of 51), and 4) 8.8% where there is no data (3 out of 34).

- Also, sustainable development indicators lack target values and the implementation of sustainable development could be evaluated by the upward and downward trends of yearly statistical data based on the first year of Framework Plans and the existing indicators could not be evaluated in regards to the UN Sustainable Development Goals (SDGs):
 - As a result of evaluating the 34 sustainable development indicators of Seodaemun-gu (flexibility applied to 2020 when there was the impact of COVID19), the most indicators were upward (18, 52.9%), followed by downward (9, 26.5%), as-is (4, 11.8%), and N/A (3, 8.8%) and the evaluation of each area indicated that the most indicators of Spatial Economy, Education and Culture, Public Health and Welfare, and Systems and Administration areas were upward (57.1%, 50.0%, 57.1%, and 85.7%, respectively), while the most indicators of Climate Environment area were downward (42.9%).
- Therefore, the existing Sustainable Development Framework Plans and indicator system cannot be used to evaluate the sustainable development of Seodaemun-gu. It is necessary to re-establish the systems for sustainable development of Seodaemun-gu as the implementation plans are the performance and evaluation of unit targets and are not the evaluation of sustainability.

2.4 Suggestions for Improving Sustainable Development in Seodaemun-gu

- Through case analysis of Korea and abroad, the improvement measures for the sustainable development of Seodaemun-gu have been derived in five aspects: first, the needs to expand the value of sustainable development as the common goal of Seodaemun-gu; second, the needs to convert the Sustainable Development Framework Plans to goal-oriented systems; third, the needs to establish an active network governance for implementation; fourth, the needs to establish indicators and platforms for implementation evaluation; and last, the needs to categorize the systems for implementation evaluation.

[Fig. 4-1] General Improvement of Seodaemun-gu



- First, the needs to expand the value of sustainable development as the common goal of Seodaemun-gu. Seodaemun-gu's sustainable development plans should be promoted to the entire Seodaemun-gu and awareness should be raised for the administrative departments in order to settle as a common goal and value of Seodaemun-gu. Therefore, sustainable development should be shared through various PR channels of Seodaemun-gu (SNS,

YouTube, etc.) and the projects and sustainability of each administrative department should be reviewed to raise awareness.

- The citizens and public officers should be trained in terms of goals and targets in addition to the basic public relations. [Table 4-1] includes the training programs (draft) that can be implemented in the introduction, environment, economy, society, and partnership areas and the details can be corrected in relation to the sustainable development plans of Seodaemun-gu.
- Considering that the purpose is to raise awareness among the administrative departments to review each department's projects in relation to sustainability, [Table 4-2] with no complexity is a preliminary review form (draft) that can be disseminated for each working department to fill out to check coherence with the sustainable development goals.
 - [Table 4-3] classifies the departments of Seodaemun-gu in regards to the five strategies of 17 UN SDGs (5P: People, planet, prosperity, peace, partnership).

[Table 4-1] Example of Sustainable Development Training Programs (Draft)

Training Areas	Targets	Contents
1. Introduction to Sustainable Development	Citizens, Public Officers	Understanding Sustainable Development
2. Resource Circulation		Understanding Plastic and Waste Disposal
3. Regional Economy		Understanding Regional Economy of Seodaemun-gu
4. Inequality		Understanding Gender Sensitivity and Disability Sensitivity
5. Civil Government		Understanding Civil Government Training
Sustainable Development Practices in Everyday Life (PBL2)	Trainees	Individual and Group Practices and Presentations

- It is identified that the administrative departments could engage in the common sustainable development goals, when the administrative departments are correlated to the components and strategies of UN Sustainable Development Goals ([Table 4-3]). The value can be expanded to common goals when collaborative projects are established for common goals.
 - Seodaemun-gu has abundant experience in collaborative projects with infrastructure on collaboration, including a T/F system for the entire departments in case of a disaster.

[Table 4-2] Preliminary Review Form for Administration of Seodaemun-gu (Draft)

Project					
Period					
Department in Charge					
Coherence of Project and SDGs					
17 SDGs	Not at all	Slightly not coherent	Average	Slightly coherent	Highly coherent
① End of poverty					
② End of famine					
③ Health and wellbeing					
④ Quality education					
⑤ Gender equality					
⑥ Clean water and sanitation					
⑫ Sustainable production and consumption					
⑬ Climate change and response					
⑭ Preservation of marine ecosystem					
⑮ Protection of ground ecosystem					
⑦ Clean energy for all					
⑧ Quality jobs and economic growth					
⑨ Industrial innovation and social infrastructure facilities					
⑩ Reduction of inequality					
⑪ Sustainable city and community					
⑯ Justice, peace, and effective systems					
⑰ Global cooperation					
Participation of Various MGoS					
Business and industries	Participating <input type="checkbox"/>		Not participating <input type="checkbox"/>		
Children and adolescence	Participating <input type="checkbox"/>		Not participating <input type="checkbox"/>		

Farmers	Participating <input type="checkbox"/>	Not participating <input type="checkbox"/>
Immigrants	Participating <input type="checkbox"/>	Not participating <input type="checkbox"/>
Local governments	Participating <input type="checkbox"/>	Not participating <input type="checkbox"/>
NGO	Participating <input type="checkbox"/>	Not participating <input type="checkbox"/>
Science and technology organizations	Participating <input type="checkbox"/>	Not participating <input type="checkbox"/>
Women	Participating <input type="checkbox"/>	Not participating <input type="checkbox"/>
Labor workers and unions	Participating <input type="checkbox"/>	Not participating <input type="checkbox"/>
Disabled	Participating <input type="checkbox"/>	Not participating <input type="checkbox"/>
Volunteers	Participating <input type="checkbox"/>	Not participating <input type="checkbox"/>
Senior	Participating <input type="checkbox"/>	Not participating <input type="checkbox"/>
Education and scholars	Participating <input type="checkbox"/>	Not participating <input type="checkbox"/>
Other Opinion		

[Table 4-3] List of Administrative Departments Related to UN SDGs 5P

Five Components	Five Strategies	17 SDGs	Related Departments of Seodaemun-gu
Social Development	People	① End of poverty	• Dept. of Welfare Policies, Welfare Culture Bureau, Dept. of Social Welfare, Dept. of Senior Welfare
		② End of famine	• Dept. of Public Health and Sanitation, Seodaemun Public Health Center
		③ Health and wellbeing	• Dept. of Regional Health, Seodaemun Public Health Center, Dept. of Medicine, Gajoa Public Health Center Branch • Civil Centers of 14 Districts of Seodaemun-gu
		④ Quality education	• Dept. of Administrative Support, Civil Government Bureau, Dept. of Educational Support
		⑤ Gender equality	• Dept. of Women and Families, Welfare Culture Bureau, Dept. of Children and Adolescence

Five Components	Five Strategies	17 SDGs	Related Departments of Seodaemun-gu
Environmental Protection	Planet	⑥ Clean water and sanitation	• Dept. of Safety and Security, Safe Construction and Transportation Bureau
		⑫ Sustainable production and consumption	• Dept. of Cleaning Administration, Environmental Life Bureau
		⑬ Climate change and response	• Dept. of Climate Environment, Environmental Life Bureau
		⑭ Preservation of marine ecosystem	• Dept. of Climate Environment, Environmental Life Bureau
		⑮ Protection of ground ecosystem	• Dept. of Climate Environment, Environmental Life Bureau • Dept. of Green City, Safe Construction and Transportation Bureau
Economic Development	Prosperity	⑦ Clean energy for all	• Dept. of Climate Environment, Environmental Life Bureau
		⑧ Quality jobs and economic growth	• Dept. of Job Economy, Department of Social Economy, Planning and Finance Bureau
		⑨ Industrial innovation and social infrastructure facilities	• Dept. of Urban Regeneration, Dept. of Urban Maintenance, Dept. of Urban Planning, Dept. of Smart Information, Urban Regeneration Bureau • Dept. of Construction Control, Dept. of Civil Engineering, Safe Construction and Transportation Bureau • Dept. of Job Economy, Department of Social Economy, Planning and Finance Bureau
		⑩ Reduction of inequality	• Dept. of Citizen-Government Cooperation, Dept. of Public Relations, Dept. of Educational Support, Civil Government Bureau • Dept. of Women and Families, Welfare Culture Bureau • Dept. of Planning and Budget, Planning and Finance Bureau • Civil Ombudsman, Seodaemun-gu

Five Components	Five Strategies	17 SDGs	Related Departments of Seodaemun-gu
Economic Development	Prosperity	⑪ Sustainable city and community	<ul style="list-style-type: none"> • Dept. of Civil Administration, Civil Government Bureau • Dept. of Cleaning Administration, Dept. of Housing, Dept. of Architecture, Environmental Life Bureau • Dept. of Culture and Sports, Welfare Culture Bureau • Dept. of Green City, Dept. of Traffic Administration, Dept. of Traffic Control, Dept. of Civil Engineering, Safe Construction and Transportation Bureau • Dept. of Urban Regeneration, Dept. of Urban Maintenance, Dept. of Urban Planning, Urban Regeneration Bureau • Seodaemun Natural History Museum • Civil Centers of 14 Districts of Seodaemun-gu
Precondition and Method	Peace	⑯ Justice, peace, and effective systems	<ul style="list-style-type: none"> • Audit Officers • Dept. of Complaints and Passport, Dept. of Administrative Support, Dept. of Civil Administration, Dept. of Citizen-Government Cooperation, Civil Government Bureau • Dept. of Finance, Dept. of Planning and Budget, Planning and Finance Bureau • Dept. of Smart Information, Urban Regeneration Bureau • Seodaemun-gu Council Secretariat • Civil Audit Ombudsman, Seodaemun-gu • Civil Centers of 14 Districts of Seodaemun-gu
Precondition and Method	Partnership	⑰ Global cooperation	<ul style="list-style-type: none"> • Dept. of Tax Affairs 1, Dept. of Tax Affairs 2, Dept. of Finance, Planning and Finance Bureau • Dept. of Administrative Support, Civil Government Bureau • Seodaemun-gu Council Secretariat

- **Second, the needs to convert the Sustainable Development Framework Plans to goal-oriented systems.** As a result of reviewing the sustainable development components and systems of cases of Korea and abroad, it is necessary to convert the plans to goal-oriented plans when reestablishing the sustainable development component systems of Seodaemun-gu.

- The new system of ‘sustainable development goals – target goals – indicators – projects’ should be established and the core projects to achieve the target goals should be arranged or newly discovered to evaluate the implementation of unit goals and goals through indicators.
- In the process of re-establishing the Sustainable Development Framework Plans and implementation plans, various interested party groups of Seodaemun-gu should be organized to achieve agreements on sustainable development through open discussions and communication (roundtable discussion, etc.).

[Table 4-4] Comparison and Improvement of UN, Seoul, and Seodaemun-gu Sustainable Development Systems (Draft)

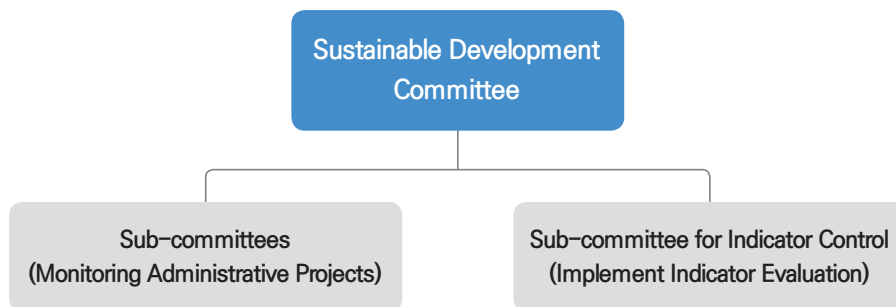
UN SDGs	Seoul's 2nd Sustainable Development Systems	(Current) Seodaemun-gu Sustainable Development Systems	Improved (Draft) Seodaemun-gu Sustainable Development Systems
2030 Vision	Goals	Vision	Vision
3 Areas	4 Strategies	5 Strategies	Strategies
17 Goals	17 Targets	17 Implementation Targets	Goals
169 Unit Goals	97 Implementation Targets	50 Unit Targets	Unit Goals
Spontaneous Implementation	106 Projects	288 Projects	Indicators
241 Indicators	109 Indicators	334 Project Indicators	Projects

[Table 4-5] Re-establishment of Seodaemun-gu Sustainable Development Systems and Contents (Draft)

Type	Current	Remarks	구분	제안	비고
Vision	Seodaemun! Dreaming of the Future		Vision	2030 Sustainable Seodaemun	
Strategies	3. Healthy Seodaemun with welfare for all		7 Strategies	Seodaemun of Happy Life	
Implementation targets	3-1. Welfare community with tailored welfare systems for all		Goals	Healthy life and wellbeing for every citizen	Goals
Unit targets	3-1-2. Self-support infrastructure for the weak		Unit Goals	To establish and operate Seodaemun-gu's social security system to secure the life of the social weak.	Unit Goals
Projects	Regional self-support center, etc.		Indicators	2021-2030 Yearly and 5-Year Goals for 'Beneficiaries (People)'	Indicators
Indicators	Division meetings, number of performance reports, etc.		Projects	New social security system of Seodaemun-gu	Projects

- **Third, the needs to establish an active network governance for implementation.** The current Seodaemun-gu Sustainable Development Committee should develop into a network governance where each member has clear roles to perform, so the committee is not just a formal organization that merely gathers opinion.
 - The U.K. City Office Team and committees (lateral committees) can be a good case and Simokawa's Partnership Center can also be considered to create a hub where diverse people can gather and connect naturally.
- The current Seodaemun-gu Sustainable Development Committee can be divided into the committees for the four areas and a sub-committee for indicator control so ① the committees for the four areas take charge of monitoring the implementation plans and ② the indicator control committee assigns roles to each member to control and monitor Seodaemun-gu's sustainable development indicators ([Fig. 4-2]).
 - For this, Seodaemun-gu's Sustainable Development Ordinances should be amended and supplemented to include the following: Article 16 (Sub-Committee) ③ The sub-committee shall implement each of the following: 1. Establishing and writing the Sustainable Development Framework Plans, implementation plans, and sustainable development indicators.

[Fig. 4-2] Seodaemun-gu Sustainable Development Committee's Operation System (Draft)



- **Fourth, the needs to establish indicators and platforms for implementation evaluation.** Qualitative and quantitative review should be implemented in balance at the time of implementation evaluation and Seodaemun-gu's regional data should be constructed in addition to the use of nationally accredited statistics. For that purpose, it is necessary to construct a platform for information sharing.
 - It is necessary to balance the qualitative indicators to check whether the essential purpose of sustainable development has been achieved and the quantitative indicators suitable for local governments, instead of the implementation evaluation focused on quantitative indicators to measure the promotion and performance of certain projects.
- The indicators should be discussed and agreed with the various interested group of Seodaemun-gu that are organized along with the aforementioned system. The indicator platform should be established by adding a category to the Seodaemun-gu website or creating a separate website linked to Seodaemun-gu website ([Table 4-6]).

[Table 4-6] Seodaemun-gu Sustainable Development Platform (Draft)

Categories	Contents
Seodaemun-gu Sustainable Development	Background and Overview
Seodaemun-gu Sustainable Development Activities	Administrative and civil events related to implementation, etc.
Seodaemun-gu Sustainable Development Resource Room	Framework Plans, implementation plans, sustainable reports, minutes of sustainable development committee, etc.
Seodaemun-gu Sustainable Development Indicators	Posting the results of indicators on a yearly basis

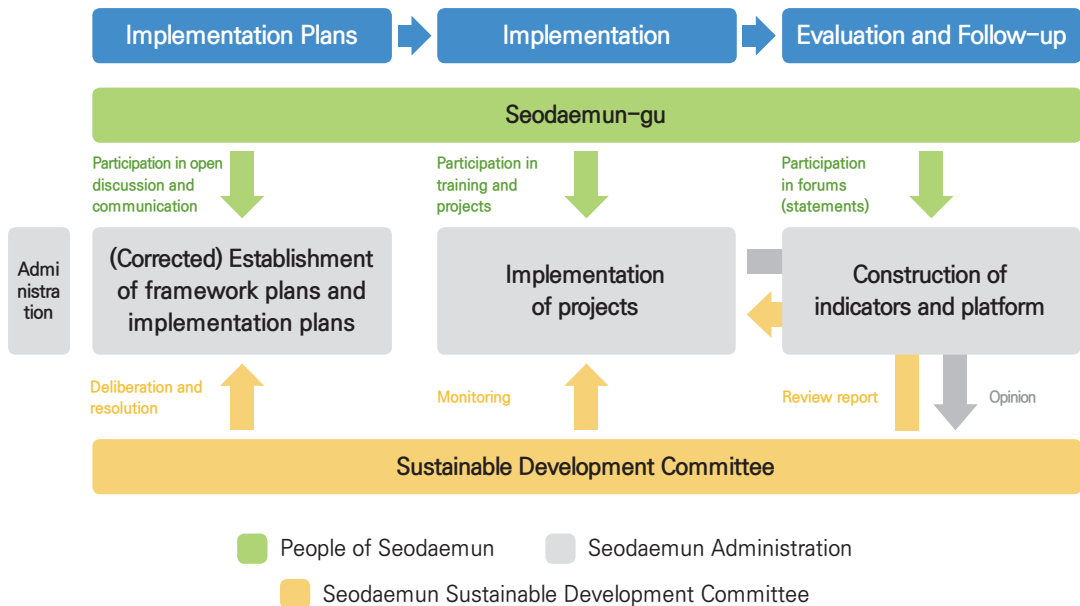
- **Last, the needs to categorize the systems for implementation evaluation.** It is necessary to host regular sustainable development policy meetings on a quarterly or yearly basis so there is an endless cycle of implementation and evaluation following the sustainable development planning. It is also necessary to organize various interested group and create a regular meeting for discussion and communication in the participatory structure, which is one of the core structures of UN's implementation evaluation system.
- In order to create a circulatory system, the sustainable development committee can submit a review report of Seodaemun-gu Implementation Plans in prior to the quarterly or yearly policy meetings and the responsible department can submit the results and follow-up plans to the sustainable development committee ([Fig. 4-3]). The regular discussion and communication of various interested group can be made through Seodaemun-gu sustainable development forum to organize a group of various interested group and submit the statements.

**[Fig. 4-3] Seodaemun-gu Sustainable Development Committee-Administration
Exchange of Opinion for Implementation Evaluation (Draft)**



- Seodaemun-gu sustainable development implementation measures can be summarized into a model as in [Fig. 4-4]. When implementation plans, implementation, and implementation evaluation and follow-up make up the three steps, Seodaemun-gu Administration serves as the framework of sustainable development (basic and implementation plans, projects, and platform), the people of Seodaemun-gu participate in the open discussion and communication, training and projects, and forums (submitting statements), and the Sustainable Development Committee assists the implementation within framework.

[Fig. 4-4] Seodaemun-gu Sustainable Development Improvement Model (Draft)



- When the implementation period is divided in regards to Seodaemun-gu's sustainable development, 2019–2020 was the sustainable development period, while 2021 is the expansion period and 2022–2023 is the advancement period on the roadmap (Draft).
 - (Development Period; 2019–2020) Establishment of Sustainable Development Framework Plans and implementation plans (Sep, Dec 2019) and enactment of the Sustainable Development Ordinances (April 2020);
 - (Expansion Period; 2021) Organization of Sustainable Development Team and Sustainable Development Committee, sustainable development training (public officers), publication of sustainable evaluation report, and re-establishment of Framework Plans (open discussion and communication); and
 - (Advancement; 2022–2023) Re-establishment of implementation plans, implementation of target goals (administrative projects), implementation of target projects for each goal (civil participation), construction of indicators and platforms (administration), implementation evaluation and follow-up system, and publication of sustainable evaluation report (2023).

Seodaemun-gu Sustainable Development Roadmap (Draft)



**2021 Seodaemun-gu
Sustainable Development Report**



Part 3

Framework Plans for Implementation of the SDGs in Seodaemun-gu

3.1 Background and Purpose

3.2 Achievements and Challenges in Sustainable Development in Seodaemun-gu

3.3 Seodaemun-gu's Own SDGs (Draft)

3.4 Future Implications (Short-term)



Part3

Framework Plans for Implementation of the SDGs in Seodaemun-gu



3.1 Background and Purpose

1. Background and Purpose

- It was time to evaluate sustainability pursuant to the 'Seodaemun-gu Sustainable Development Framework Plans (2019)' and 「Seoul Seodaemun-gu Sustainable Development Framework Ordinances」(2020).
 - 'Seodaemun-gu Sustainable Development Framework Plans (2019-2023)' established in 2019: Vision-Strategies (5)-Implementation Targets (17)-Unit Targets (50), and Sustainable Development Indicators (34) were established and the '2020 Seodaemun-gu Sustainable Development Implementation Plans' selected 289 projects and 334 performance indicators to implement the Unit Targets.
 - The Sustainable Development Committee with no more than 40 members was organized in April 2021 under Article 9 of the Sustainable Development Framework Ordinances (Installation and Functions of Committees).
- The five Strategies and 17 Implementation Targets of the 'Sustainable Development Framework Plans' lacked coherence with the indicators and cannot be evaluated.
 - The '2019 Seodaemun-gu Sustainable Development Framework Plans' defined the role of (needs for) Sustainable Development Indicators as the monitoring of the Framework Plans' Strategies-Goals-Targets-Implementation and suggestion of policies.
 - However, the 34 Sustainable Development Indicators suggested by the 'Sustainable Development Framework Plans' did neither represent the five Strategies and 17 Implementation Targets to monitor implementation nor prove coherence with the projects. Therefore, the indicators could not be used to check achievement of Implementation Targets or sustainability.
 - For example, the seven Sustainable Development Indicators of Public Health and Welfare are 'Number of families for integrated case control', 'Rate of early examination for dementia', 'Installation of amenities for the disabled', 'National vaccination rate', 'Number of crimes', 'Rate of children in national/public daycare centers', and 'Rate of health

examination,' but they did not represent '3-3. Social systems with no discrimination for coexistence' among the four Implementation Targets and '3-1-2. Self-support foundation for the social weak', '3-2-2. Infrastructures for life sports activities', '3-3-1. Construction of gender equality society', and '3-4-1. Trusted food and public sanitation' among the 12 Unit Targets.

- As a result of reviewing the 34 Sustainable Development Indicators, sustainability evaluation was unavailable as the goal values for 2030 Sustainable Development were not established.
- It was necessary to convert the Seodaemun-gu Sustainable Development Framework Plans and Implementation Plans to goal-oriented plans.
 - 'The 4th National Sustainable Development Framework Plans' and 'The 2nd Seoul Sustainable Development Framework Plans' were established by reflecting the systems of Sustainable Development Goals (SDGs).
 - Seodaemun-gu's Sustainable Development Framework Plans needed to be converted to 'Vision-Core-oriented Strategies-Goals-Targets-Indicators-Policies.' In other words, it was necessary to discover and arrange the core policy projects to achieve the targets and establish a system to evaluate the implementation of targets and goals through indicators.
- It was necessary to operate 'a discussion and communication platform for the interested group of Seodaemun-gu SDGs' and supplement the tolerance and representation of 'Seodaemun-gu SDGs (Draft).'
- In case of Korea, more local governments are establishing the law systems for sustainable development for the integration and consistence of SDGs and making efforts to maintain the administration systems, but the participation of various interested group is still insufficient.
- For example, most local governments are not organizing the groups of interested group by topic when establishing SDGs, but by topic areas of economy, society, environment, governance, etc. As a result, the voice of the social weak is structurally left out as the diverse members of the civil society are not represented. Also, it is difficult to form new, actively participating groups based on the interests.
- In order to realize the principle of UN SDGs 'to never exclude anyone,' various interested groups in Seodaemun-gu were discovered and organized in 2021 to operate a discussion and communication platform to establish Seodaemun-gu SDGs.
- By doing so, the social tolerance and political representation of 'Seodaemun-gu SDGs (Draft)' should be supplemented to secure the driving force for implementation.
- Seodaemun-gu's sustainable development 'vision-strategies-goals-targets- indicators-policy challenges (draft)' was established.
 - 'Vision-Core-oriented Strategies-Goals-Targets-Indicators-Policy Challenges (Draft)' was suggested based on the six core-oriented projects (Human Wellbeing and Capabilities,

- Famine Relief and Food Security, Sustainable Economy and Profit Sharing, Low Carbon Energy and Universal Supply, Protection of Global Environmental Commodities, and Development of Sustainable Cities and Suburbs) of the 「2019 Global Sustainability Report」 and Governance/Implementation Measures.
- In case of policy challenges, the unit projects were suggested for all statutory plans of Seodaemun-gu, including economy, society, environment, and administration.
- Fundamental resources for the discussion of major interested party groups (including administrative offices) were provided and finalized.
 - Fundamental resources for discussion were provided for 'discussion and communication for Seodaemun-gu SDGs.'
 - The final (draft) was organized by reflecting the results of discussion and communication on 'sustainable development vision-strategies-goals-targets- indicators-policy challenges (draft).'
 - Seodaemun-gu SDGs leaders were nurtured through the discussion and communication of groups of major interested group (including administrative offices).
 - The members were able to understand SDGs better and reinforce the policy capacities through discussion and communication of 11 groups of interested group.
 - They will continue to serve as key leaders for the implementation and evaluation and correction and supplementation of Seodaemun-gu SDGs in the future.

2. Contents and Method of Establishing Seodaemun-gu SDGs

(1) Contents of SDGs

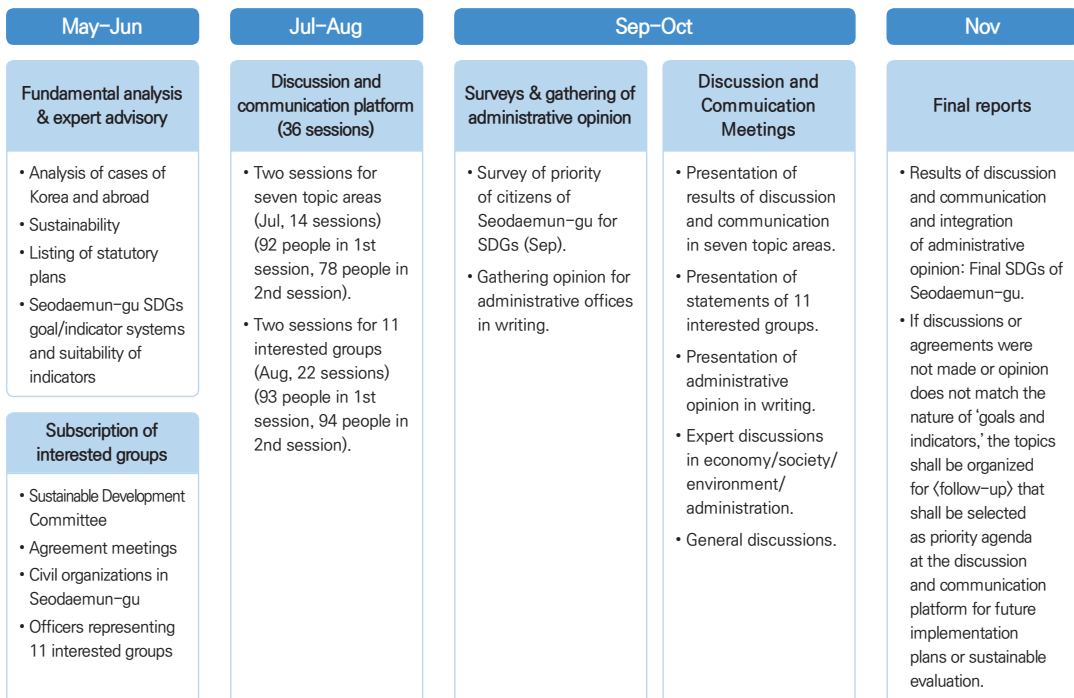
- ① Seodaemun-gu SDGs establishment system and process, meaning, and limitations.
- ② Comparison and analysis of cases of SDGs of local governments in Korea and abroad: SDGs system, implementation governance and evaluation system
- ③ Seodaemun-gu's 'vision-7 core-oriented strategies-goals-targets-indicators-policy challenges (draft)' derived for sustainable development.
- ④ The discussion and communication of Seodaemun-gu's groups of interested group on the research team's 'Seodaemun-gu SDGs (Draft).'
- ⑤ The groups of major interested group' survey of citizen's priorities in regards to 'Seodaemun-gu SDGs (Draft).'
- ⑥ Finalization and derivation of future challenges.

(2) How to Establish SDGs

- ① Case Study-Research: Comparison of SDGs establishment systems of local governments of Korea and abroad and derivation of features, Seodaemun-gu's sustainability survey, unit projects of Seodaemun-gu's statutory plans.
- ② Expert Advisory Meetings: The contents of Seodaemun-gu's sustainable development vision-strategies-goals-targets-indicators-policy challenges (draft) were reviewed by the experts of seven core-oriented area to gather opinion.
- ③ Discussion and Communication Platform: FGI⁵ of 11 major groups of interested group (4 times)
- ④ Survey: Civil survey of priorities (95% reliability, ±5% tolerance)
- ⑤ Finalization of '2019-2023 Seodaemun-gu SDGs (Draft)': Vision-strategies-goals-targets-indicators-policy challenges

(3) Seodaemun-gu SDGs Establishment System and Process

Seodaemun-gu SDGs Establishment System and Process



5 Focus Group Interview

3. Discussion and Communication Platform Operating System and Method

(1) Discussion and communication platform operating principles

- ① Official decision-making structure (stronger responsibility)
 - Required when establishing Seodaemun-gu Sustainable Development Framework Plans and evaluating the implementation of SDGs.
 - Feedback required about the results of discussion and communication.
- ② Expansion and diversification of participants (inclusivity and representation)
 - Government or experts groups or organizations ⇒ Converted to government and major interested party groups⁶.
- ③ Opinion gathered through collective policy proposals based on objective evidence (transparency and responsibility)
 - Collective policy proposals/reports shall be officially submitted and presented with analysis and solutions through group discussions and communication based on the objective evidence, such as statistical data. This can ensure the responsible participation of various interested group and improve the capacities of participants.
 - In case of groups of interested group, each group shall prepare statements and spontaneously organize the preparatory TF team a few months in prior to the discussion for the statements, agenda, and selection of speakers. Also, they can have regular meetings with the government representatives of discussion and communication platform to discuss the agenda and method of participation.
- ④ Information disclosure (transparency, participation, and responsibility)
 - Information accessibility shall be improved to disclose the statistical data, minutes and official documents, national reports, and statements of various interested groups so anyone can participate anytime, anywhere.

(2) Organization of Seodaemun-gu Interested Groups

- **11 groups:** Women, children/adolescents, young men and women, senior, disabled, immigrants, civil organizations, labor workers/unions, enterprises/ industries, education and scholars, volunteers

6 Applied the standards of UN's 13 interested groups: Women, children/adolescence, farmers, civil organizations, labor workers/unions, enterprises/industries, science and technology sector, local governments, natives, disabled, senior, volunteers, and education. However, interested groups historically mean the groups of right holders or certain classes that exist in various countries and individuals or organizations/institutions can organize and operate them spontaneously and/or autonomously.

- **117 registered participants (at least five per group):** Sustainable Development Committee, agreement meetings, administrative offices, and related social organizations and general public

Seodaemun-gu's Social Organizations for 7 Core Areas

Seven Strategies	Indicators	Related Social Organizations
Human wellbeing and capacities	SDG 1, 3, 4, 5, 6, 10	Social Welfare Commission, Local Social Security Committee, Mabom Committee, Open Women Support Center, Childcare Forum, 50+ Center, Senior Club, Youth Counseling and Welfare Center, Hongeun Juvenile Cultural House, Hongeun Juvenile Study Room, Small Library, Medical Institutions, Healthy Family Support Center, Educational Welfare Center, Municipal Welfare Center for Deaf Mutism, General Welfare Center for the Disabled
Sustainable and fair local economic systems	SDG 5, 8, 9, 10, 12, 13	Seodaemun-gu Chamber of Commerce, Cooperative Commission, Society of Merchants, General Support Center for Labor Workers, Union of Women's Organizations, Socioeconomic Youth Network, Labor Welfare Center, Socioeconomic Village Government Center, General Childcare Support Center, Women's Human Resources Development Center, Job Plus Center, Startup Support Center, Local Self-support Center
Sustainable and healthy food consumption	SDG 2, 3, 6, 14	Food Plan TFT, Safe Food Ingredient Guard, Public Meal Support Center, Healthy Family Support Center
Low carbon energy consumption and production and universal access	SDG 7, 9, 13	Energy Independence Village Commission
Sustainable and inclusive urban development	SDG 9, 11	Cultural Power Station, Amateur Art Team, Women-friendly City Commission, Cheong-Cheong Festival Planning Team, Youth Safety Network Operating Committee, Sinchon Urban Regeneration Civil Commission, Natural Chunghyeon City Regeneration Civil Commission, Bugajoa-2-dong Civil Team, Hongje-1-dong Civil Team, Energy Independence Village Commission
Protection and restoration of environmental commodities	SDG 6, 13, 14, 15	
Transparent and responsible governance and cooperation	SDG 16, 17	Civil Ombudsman, Agreement Support Center, Village Leader Team, Civil Government Committee, Village Energy Center, Civil Participatory Budget Committee and Commission, Youth Council, Youth Participatory Committee, Student Union, Child Participatory Committee, Daehan Senior Society Seodaemun-gu Branch

(3) How to operate discussion and communication platform

- Three discussion groups: 'by topics', 'by interested groups', and 'by general meetings.'
- Participants participate in five discussion and communication processes, including two sessions for seven topics (14 sessions), two sessions for 11 interested groups (22 sessions), and one general meeting. This secures the expertise of experts, tolerance of interested group, and integration of topics.
- One leader per topic area and interested group (18 leaders): Statements for seven topic areas and 11 interested groups are drafted.

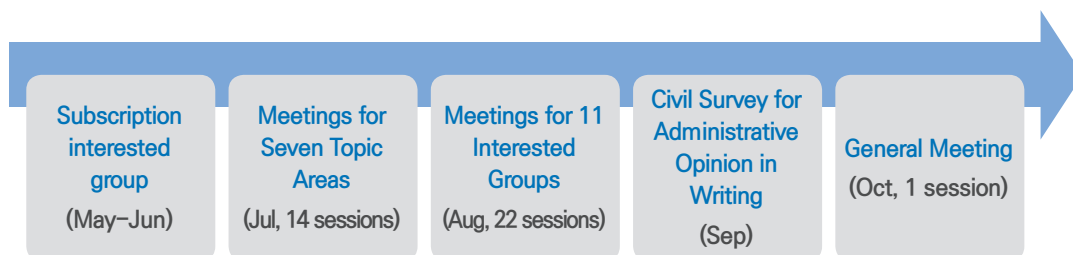
Discussion and Communication Platform Operating System for Seodaemun-gu SDGs

Discussion and Communication on 7 Core Areas (7 Discussion Groups, 7~14/group)		Discussion and Communication of 11 Interested Groups (11 Groups, 5~10/group)	
1st Session (1st week of Jul)	2nd Session (3rd week of Jul)	3rd Session (1st week of Aug)	4th Session (3rd week of Aug)
Researchers' Seodaemun-gu SDGs (draft) reviewed and learned.	Seodaemun-gu SDGs (draft) prepared for each topic group.	Seodaemun-gu SDGs (draft) of each topic group reviewed and learned.	Seodaemun-gu SDGs (draft) prepared for each interested group.

Schedule of Discussion and Communication Platform for Seodaemun-gu SDGs

Area	Date	Time			
		10:00~12:00	13:00~15:00	16:00~18:00	
Discussion on Seven Core Areas	1st	7/12 (Mon)	Human wellbeing and capacities		Sustainable and healthy food consumption
		7/13 (Tue)	Sustainable and fair local economy		Low carbon energy and supply
		7/14 (Wed)	Protection of global commodities		Development of sustainable cities and suburbs
		7/15 (Thur)			Governance and implementation
	2nd	7/26 (Mon)	Human wellbeing and capacities		Sustainable and healthy food consumption
		7/27 (Tue)	Sustainable and fair local economy		Low carbon energy and supply
		7/28 (Wed)	Protection of global commodities		Development of sustainable cities and suburbs
		7/29 (Thur)	Women		Governance and implementation
Discussion on 12 Interested Groups	1st	8/9 (Mon)	Women	Children/ adolescence	Senior
		8/10 (Tue)	Disabled	Education	Labor workers/unions
		8/11 (Wed)	Civil organizations	Enterprises/ industries	Science and technology
		8/12 (Thur)	Young men and women	Volunteers	Immigrants
	2nd	8/23 (Mon)	Women	Children/ adolescence	Senior
		8/24 (Tue)	Disabled	Education	Labor workers/unions
		8/25 (Wed)	Civil organizations	Enterprises/ industries	Science and technology
		8/26 (Thur)	Young men and women	Volunteers	Immigrants

Diagram of Discussion and Communication Platform Operating System and Process



4. Definitions and Limitations

- Limited derivation of integrated Seodaemun-gu SDGs and indicators (draft) due to the lack of statistical data:
 - Impossible to identify the integrated implementation of Seodaemun-gu SDGs due to the lack of statistical data of Seodaemun-gu to measure the implementation of UN SDGs.
 - SDGs basically pursues a system that derives the policy challenges based on scientific analysis and arranges the governance and required resources for practice.
 - Considering this, the limitation that structurally makes it impossible to establish integrated Seodaemun-gu SDGs systems inclusive of the overall UN SDGs shall be corrected at this point.
 - Seodaemun-gu SDGs shall be corrected and supplemented regularly to construct a sustainable statistical data.
- Seodaemun-gu SDGs is based on the political determination and policymaking capacities of various interested groups at a certain period:
 - UN SDGs is originally the outcome of the political agreement of 13 interested groups⁷ that actively participated in establishing SDGs from 2012 to 2015 and the results of political dynamics based on the historical mission of a certain time period in nature.
 - This means that UN SDGs is not an absolute universal value or an enlightenment policy of an expert group, but the outcome or measure of democratic politics that organizes the spontaneous participation and practice of various interested group that reflect the requirements of current time.

⁷ Women, children/adolescence, farmers, civil organizations, labor workers/unions, enterprises/industries, science and technology sector, local governments, natives, disabled, senior, volunteers, and education.

- Therefore, the current study's 'Seodaemun-gu SDGs (Draft)' is the outcome of political agreement of interested group that actively participated in establishing Seodaemun-gu SDGs with interests in the local and international trends of sustainable development in 2021 and the structural limitations.
- Considering the system of establishing and implementing SDGs as the outcome of democratic politics, Seodaemun-gu SDGs needs to be corrected and supplemented regularly.

3.2 Achievements and Challenges in Sustainable Development in Seodaemun-gu

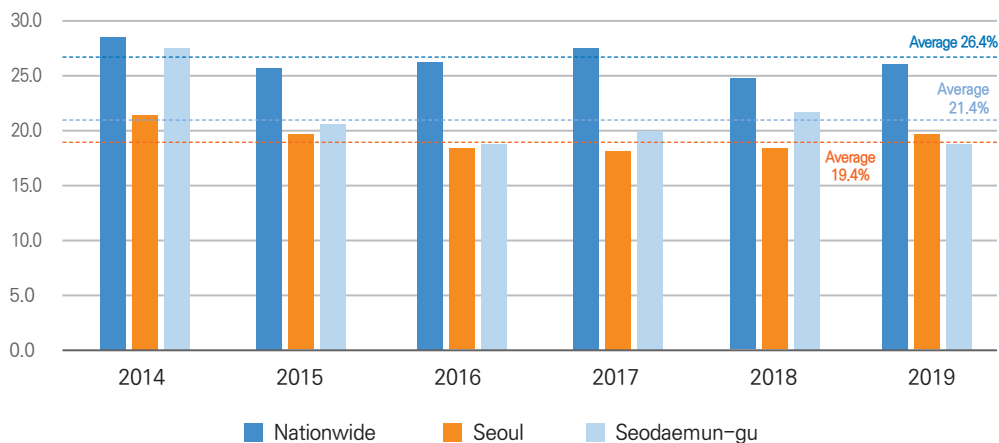
1. Analysis of Sustainable Development

(1) Sustainability of Seven Areas

■ Human Wellbeing and Capacities

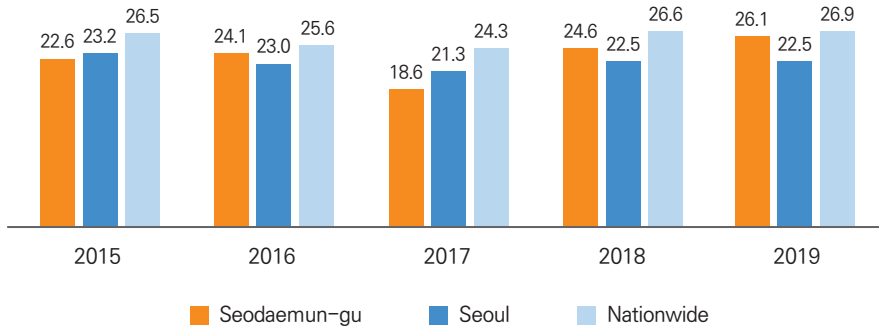
- In Human Wellbeing and Capacities, national/public childcare centers and democratic citizen training are fair. However, public health and medicine, mental health, chronic diseases (cancer/heart/pneumonia), and national/public kindergartens are not fair.
- Public health and medicine, chronic diseases, and mental health
 - In 2019, the use of public health institutions in Seodaemun-gu was 19.1% and lower than 19.8% of Seoul and 25.8% of nationwide.
 - Local public health and medical services need to reinforce public value.
 - Seodaemun-gu's death rate by cancer, heart diseases, and pneumonia is higher than the average of Seoul.
 - The suicide rate of Seodaemun-gu in 2019 was 26.1 per 100,000. The suicide rate of Seodaemun-gu has increased since 2015 and is higher than the total (22.5) of Seoul.

Use of Public Health Institutions in Seodaemun-gu



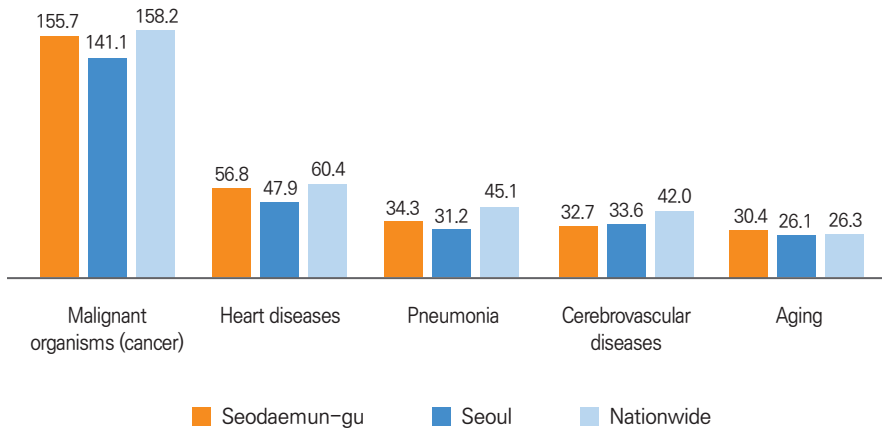
Suicide Rate of Seodaemun-gu

(Unit: Per 100,000 people)



Death Rate by Major Causes in Seodaemun-gu

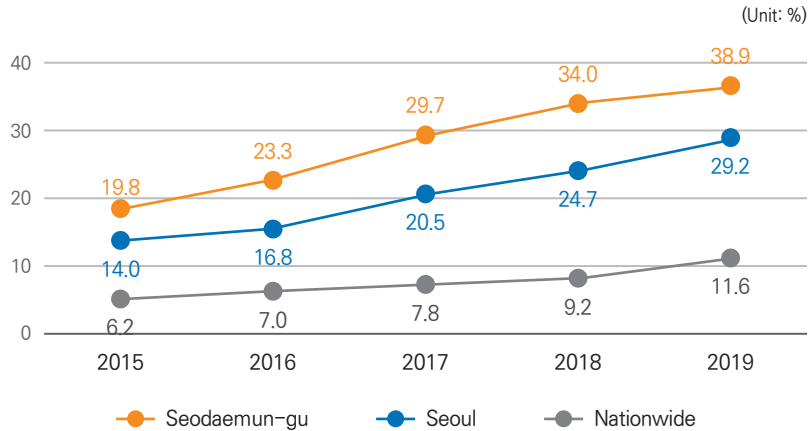
(Unit: Per 100,000 people)



○ Childcare/Daycare

- In 2020, there were 62 (42.8%) national/public childcare centers in Seodaemun-gu and it was higher than the average (35%) of Seoul.
- In Seodaemun-gu, there are five national/public kindergartens (21.7%) and it is lower than the average of 10.2 kindergartens (32.2%) in Seoul.
- According to the '2020 Seodaemun-gu Social Survey,' more national/ public childcare centers are most wanted (62.2%) for childcare welfare services.

Rate of National/Public Childcare Facilities in Seodaemun-gu



○ Sustainable Development Training

- Seodaemun-gu Office's operation of democratic citizen training has expanded since 2017.
- It is necessary to identify the gender equality, human rights, environment, peace, global citizen, democratic citizen, climate, consumption and production, labor, and multicultural training programs offered by public offices in Seodaemun-gu, including Seodaemun-gu Office, Social Economic Village Center, Civic Center, Innovative Education Support Center, Lifelong Learning Center, Municipal Seodaemun Youth Center, Seodaemun-gu Volunteer Center, Seodaemun Library, Seodaemun Jail History Center.

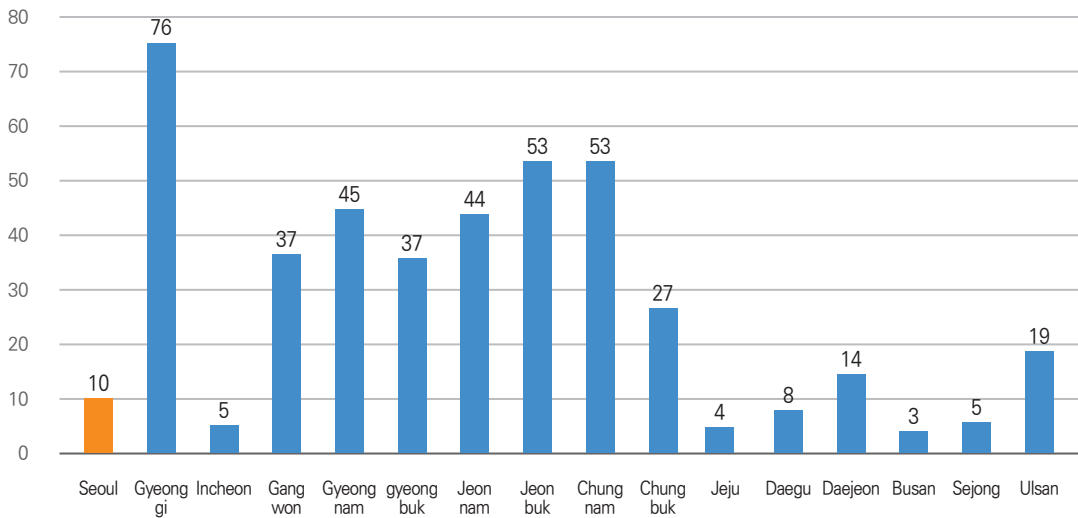
Democratic Citizen Training in Seodaemun-gu

Contents	Unit	Results				
		'17	'18	'19	'20	
• Citizen training	sessions	19	20	27	12	
• Participants	people	690	740	800	230	
• Democratic Citizen Training Advisory Committee	people	-	-	-	11	
Funds	Total	1,000 KRW	43,230	33,500	44,000	115,234
	Budget	1,000 KRW	43,230	33,500	44,000	115,234

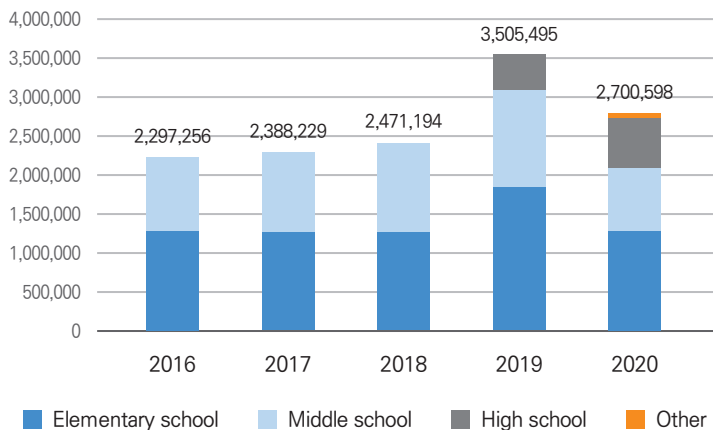
■ Healthy Food and Food Security

- In Healthy Food and Food Security, food waste and recycling and eco-friendly school meals are fair. However, healthy food supply (direct markets), food safety control (food sanitation violation), and obesity rate are not unsatisfactory.
- Healthy food supply system and eco-friendly school/public meals:
 - Seodaemun-gu currently has only one local food direct market, which is Ilsan Nonhyup Hanaro Distribution, Sinchon Location.
 - **The funds for eco-friendly school meals increased** by 17.6% in 2020 compared to 2016.
 - In case of **kindergartens**, it decreased by about 43% in 2020 compared to 2016.

Local Food Direct Stores in Korea (2000)



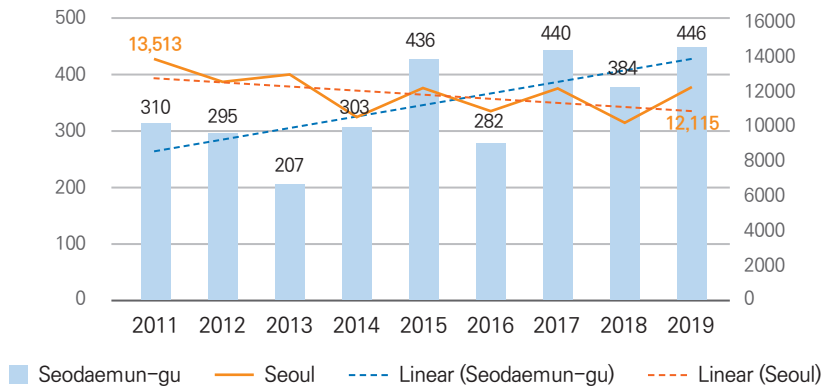
Eco-friendly School Meal Funds in Seodaemun-gu (1,000 KRW)



○ Food Safety Control System

- In 2019, the number of **businesses with food-related violations** was 494 and **increased** by 59.4% compared to 2011.
- In 2019, the rate of businesses that received administrative orders due to violation of Food Sanitation Act increased by 38.2% compared to 2011.

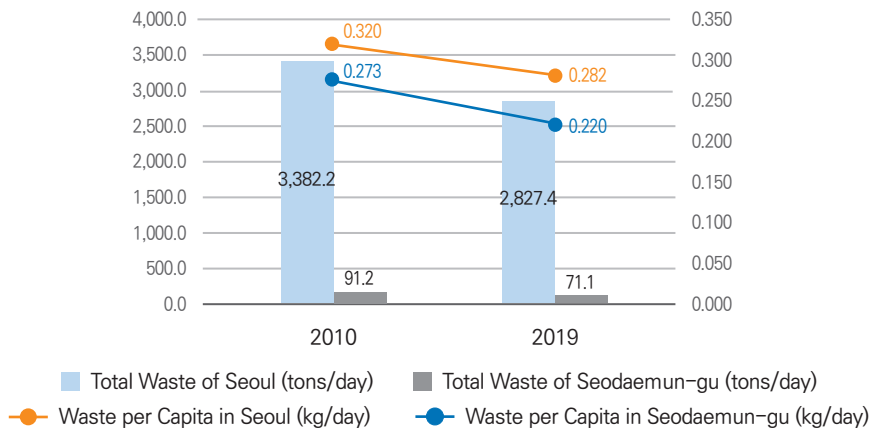
Businesses with Administrative Orders due to Violation of Food Sanitation Act (places)



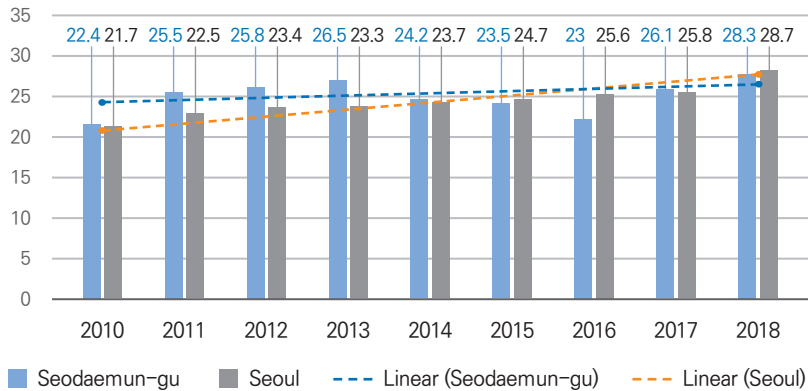
○ Food Waste and Healthy Diet

- In 2019, **food waste per day per capita in Seodaemun-gu was 220g** and decreased by 19.4% compared to 273g in 2010.
- **Food waste is 100% recycled** and the rate of fertilization is relatively high.
- In case of **obesity** that represents healthy diet, it is **growing in both Seodaemun-gu and Seoul**.
- Compared to 2010, the obesity rate of Seoul in 2018 increased by about 31.8%, while that of Seodaemun-gu increased by about 26.3% during the same period.

Food Waste per Capita (kg/day)



Obesity Rate of Seodaemun-gu and Seoul (%)



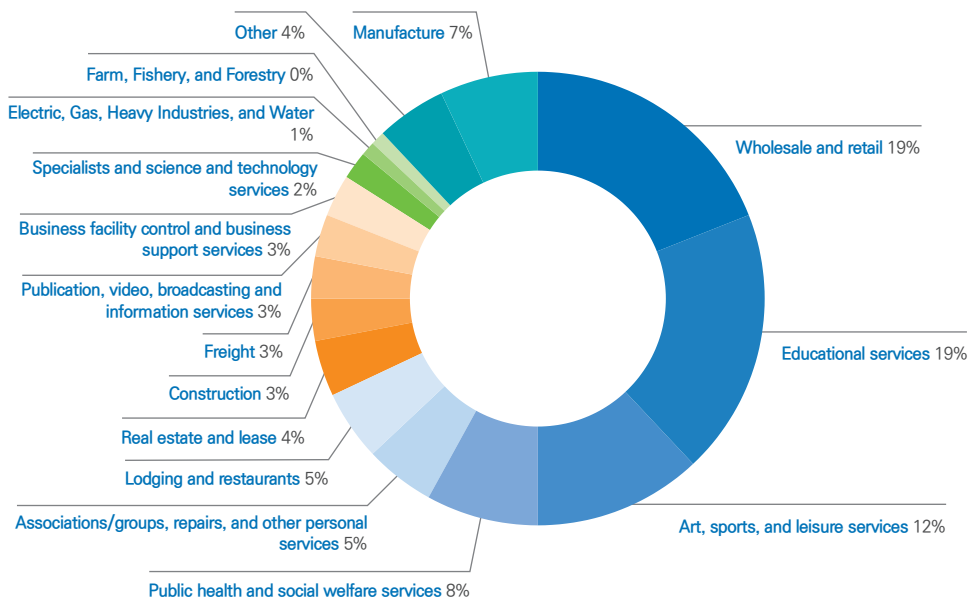
■ Sustainable and Fair Economy and Labor

○ In Sustainable and Fair Economy and Labor, everyday waste, food waste recycling rate, and green procurement are fair. However, GRDP per capita, construction waste, and everyday waste recycling rate are not poor.

○ Socioeconomic Circumstances

- There are **36 social enterprises** (including pre-social enterprises), **164 cooperatives** of various kinds, five **village enterprises**, and six **self-support enterprises** in Seodaemun-gu.
- Considering the industrial breakdown, **wholesale and retail (19%)**, **educational services (19%)**, and **art/sports/leisure services (12%)** take half of the industries.

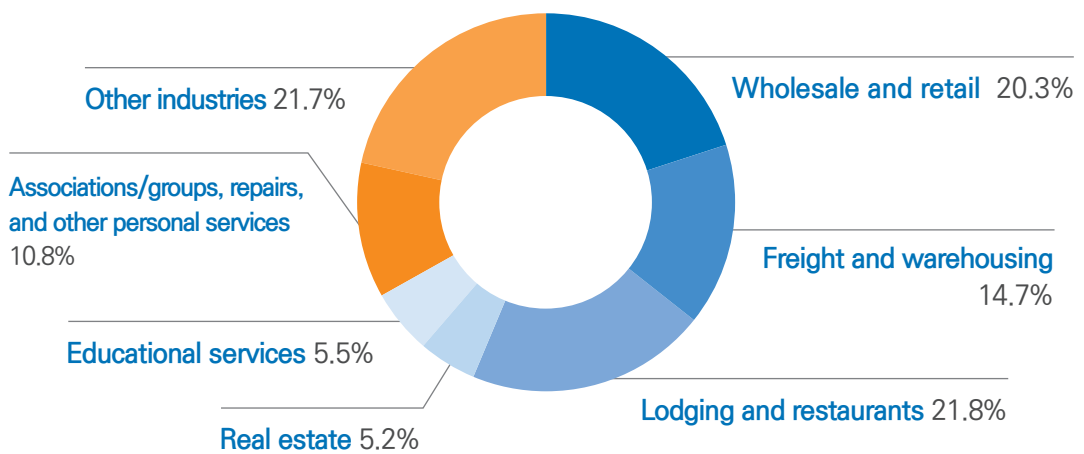
Breakdown of Socioeconomic Industries



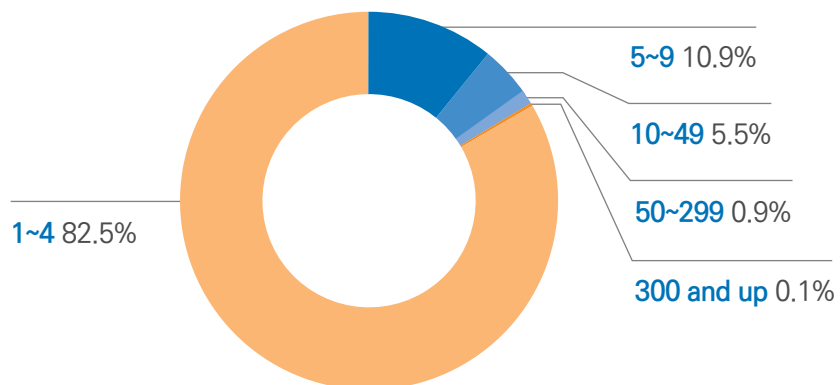
○ Small/Medium Businesses and Small-sized Merchants

- Seodaemun-gu's GRDP per capita increased by 3.5% to 25,100,000 KRW for three years to 2018. However, it was only 60% of Seoul's GRDP per capita (41,500,000 KRW) in 2018 and lower than the national average (36,800,000 KRW) in 2018.
- Considering the industrial breakdown of businesses in Seodaemun-gu (as of 2018), the most businesses were lodging and restaurants (21.8%), wholesale and retail (20.3%), and freight and warehousing (14.7%).
- Considering the scale of businesses in Seodaemun-gu (as of 2018), the rate of small-sized businesses with fewer than five employees is dominating 82.5%.

Breakdown of Businesses by Industry (%)



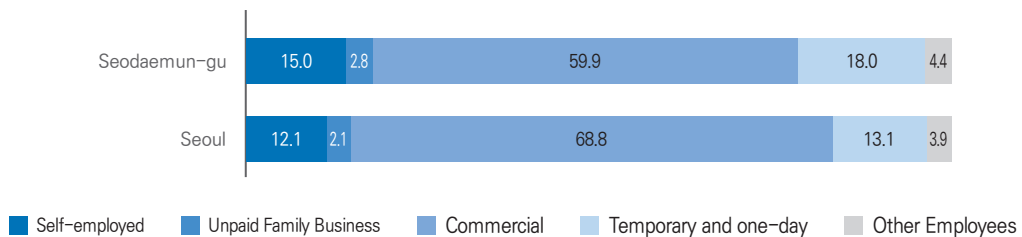
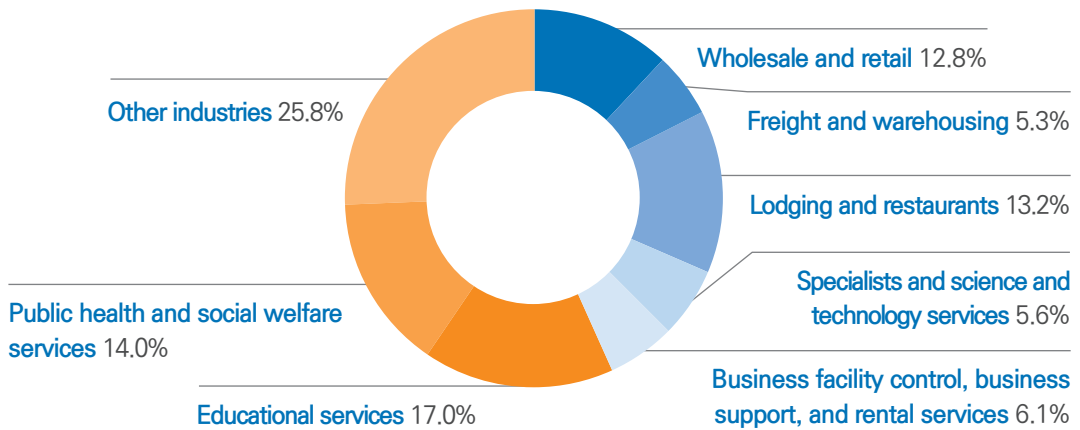
Breakdown of Businesses by Scale (%)



○ Job Availability for the Social Weak

- Considering the industrial breakdown of employees in Seodaemun-gu (as of 2018), the most businesses were educational services (17.0%), followed by public health and social welfare services (14.0%), lodging and restaurants (13.2%), and wholesale and retail (12.8%). These four industries take 57% together.
- Regular employees (59.9%) take the largest part.
- There are more business owners and fewer regular employees compared to the average of Seoul.

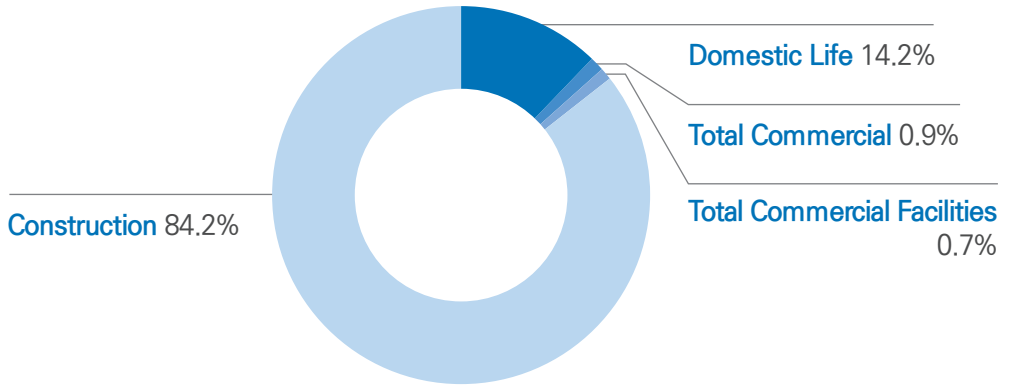
Breakdown of Industrial Employees (%)



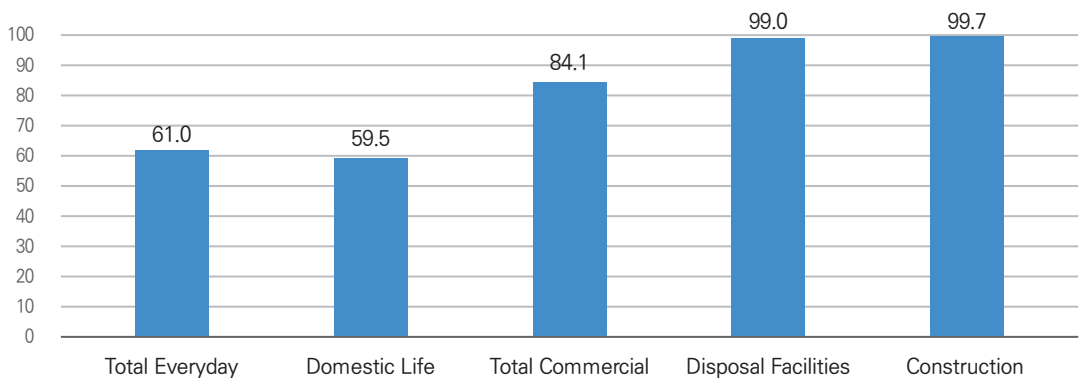
○ Consumption and Circulation of Resources

- In 2019, a dominating portion of waste in Seodaemun-gu was construction waste (84.2%).
- In 2019, everyday waste per day per capita was 0.76kg and food waste was 0.22kg, but it decreased compared to 2015. However, construction waste was 1,337.3 tons/day in 2019 and increased by 69% compared to 2015.
- Except for the designated waste of Seodaemun-gu, the recycling rate of waste was 93.8% in 2019.
- In 2019, Seodaemun-gu's recycling rate of everyday waste (61.0%) was lower than the overall average of Seoul (63.7%).

Breakdown of Waste by Type (%)



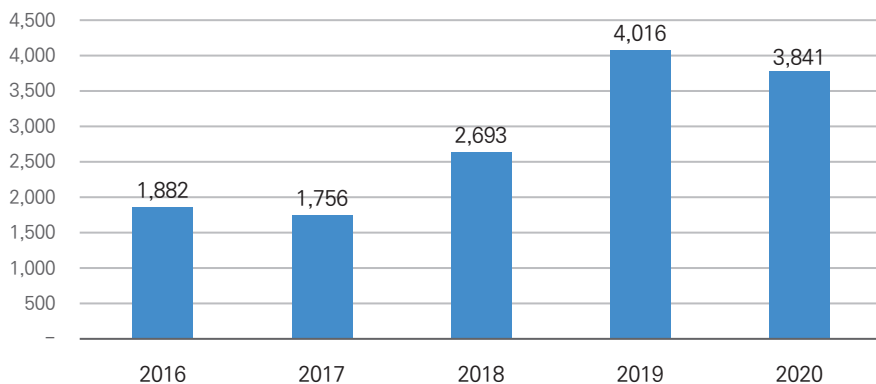
Recycling Rate of Waste by Type (%)



○ Green Procurement

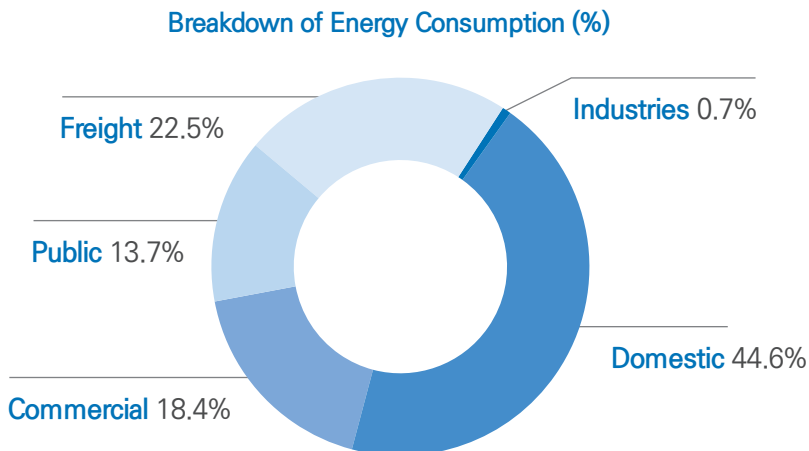
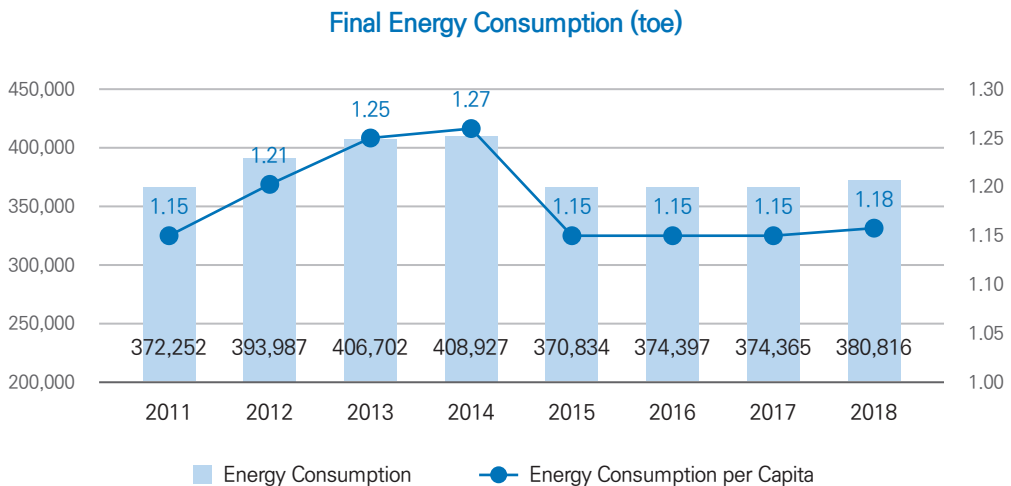
- Seodaemun-gu's procurement of green products more than doubled from 1,882,000,000 KRW in 2016 to 3,841,000,000 KRW in 2020.

Amount of Green Procurement (1 mn KRW)



■ Low Carbon Energy Supply and Universal Access

- Final energy consumption in Low Carbon Energy Supply and Universal Access is fair. However, renewable energy and energy welfare are poor.
- Energy Consumption
 - Seodaemun-gu's final energy consumption **has decreased from 2015 and recorded 381,000 toe in 2018. Final energy consumption per capita** continued to increase until it **started to decrease** in 2014 (1.27 toe).
 - Considering the breakdown of energy consumption in 2018, the **highest energy consumption was in the domestic area 44.6%**, followed by freight (22.5%) and commercial area (18.4%). **Final energy consumption in the building area (= domestic + commercial + public) took 76.7%**.
 - The fluctuation in energy consumption of the domestic area hauls the fluctuation in final energy consumption.



○ Renewable Energy

- Seodaemun-gu's solar power facilities generate 7,610 kW and it is about 3.7% of total capacity of solar power facilities in Seoul (204 MW).
- The capacity of facilities by type can be broken down into mini solar energy (3,556 kW), personal use (3,128kW), power generation (505 kW), and public use (420 kW).
- As a result of assuming Seodaemun-gu's solar power generation, it was 10,579 MWh and it was assumingly 0.8% of power consumption in 2018 (1,268,428 MWh).

○ Energy Welfare

- There is no statistical information on the energy weak of Seodaemun-gu. Nationally, the energy weak takes about 10% of overall households.
- Energy welfare project is usually LED supply for the social weak and the amount executed fluctuates significantly year after year. The energy welfare funds that reached 0.1 billion KRW in 2017 was 0 KRW in 2018, about 20 million KRW in 2019, and back to 0.1 billion again in 2020.

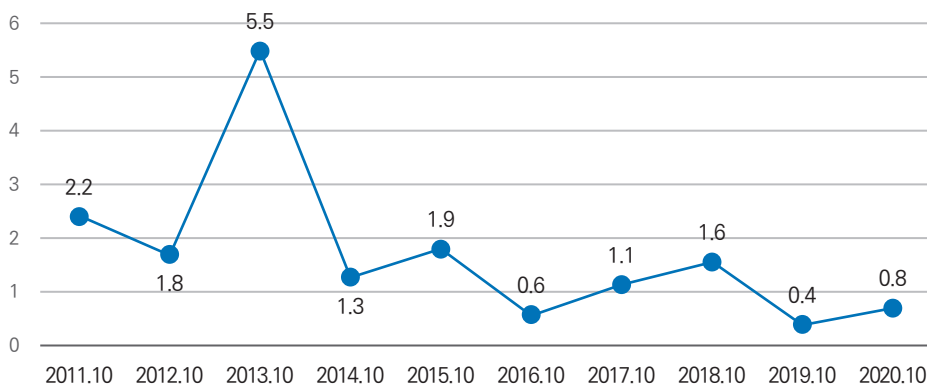
■ Protection of Global Commodities

- In the Protection of Global Commodities area, Hongje Stream water pollution control and greenhouse gas emission were fair. However, water usage, hazardous chemical control, and forestry area are poor.

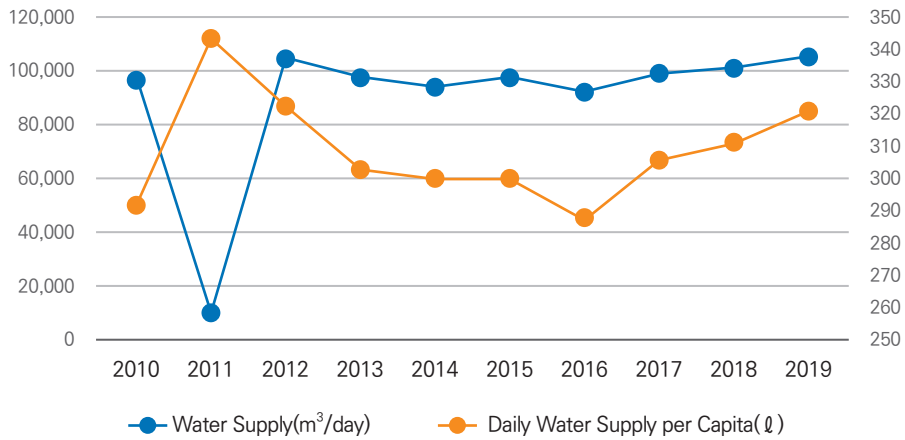
○ Water Pollution Control and Water Usage

- BOD (biological oxygen demand) of Hongje Stream was below 2 for 'fair' from 2012, except for 2013, and has been below 1 for 'very good' since 2019.
- Daily water supply per capita in Seodaemun-gu was 320 L as of 2019 and increased by 21 L compared to 2015 which was higher than the average of Seoul (306 ℓ).

Fluctuation of Hongje Stream's BOD (mg/ℓ)



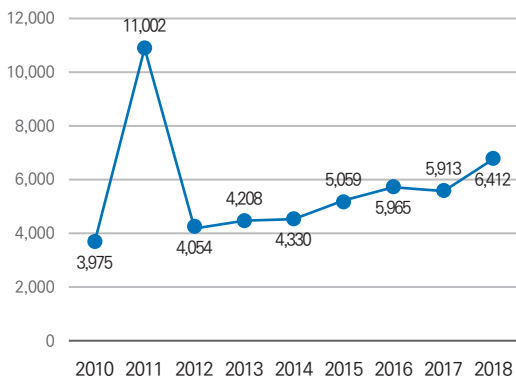
Water Supply and Daily Water Supply per Capita in Seodaemun-gu (m³/day, ℓ)



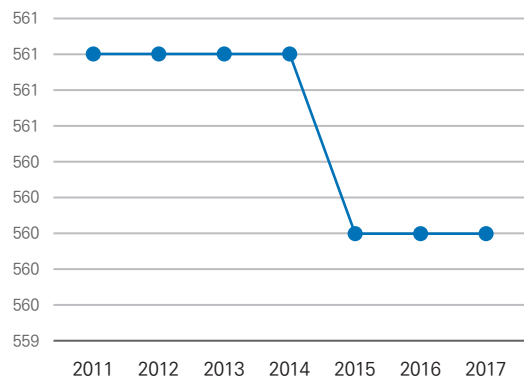
○ Hazardous Chemical Control and Forestry Area

- The amount of designated waste in Seodaemun-gu was 6,412 tons/year in 2018 and increased by 61% compared to 2010.
- Most of the designated waste was incinerated and the recycling rate decreased by 8% from 14% in 2010 to 6% in 2018.
- The forestry area decreased in 2017 compared to 2011.
- In 2019, 69% of forests and fields in Seodaemun-gu were national/ public forests, but the owners have not changed much since 2017.

Designated Waste in Seoul and Seodaemun-gu (t/yr)



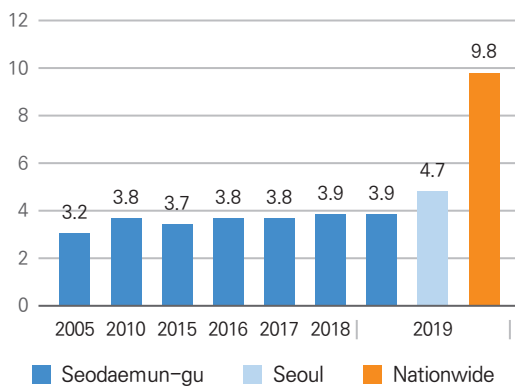
2011-2017 Forestry Area in Seodaemun-gu (ha)



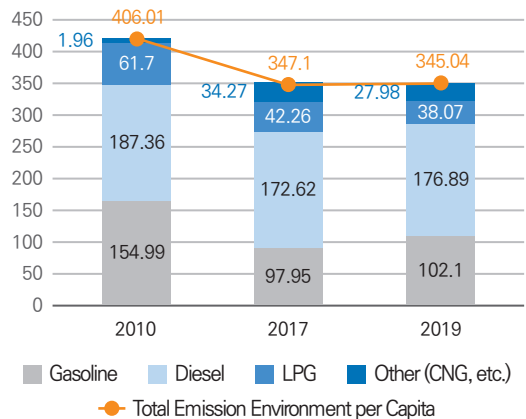
○ Greenhouse Gas Emission

- Seodaemun-gu's power consumption per capita was 3.9 MWh and lower than 4.7 MWh of Seoul and 9.8 MWh of nationwide. Occupancy rate was 40.5% for the service industry and 34.1% for domestic use.
- Greenhouse gas emission in the traffic area was 345,040 tonCO₂eq in 2019 and decreased by 15% compared to 2010. It is lower than overall average of Seoul.
- As of 2019, 54.55% was taken by diesel vehicles and most of the diesel vehicles were cargo vehicles.

Power Consumption per Capita (MWh/yr)



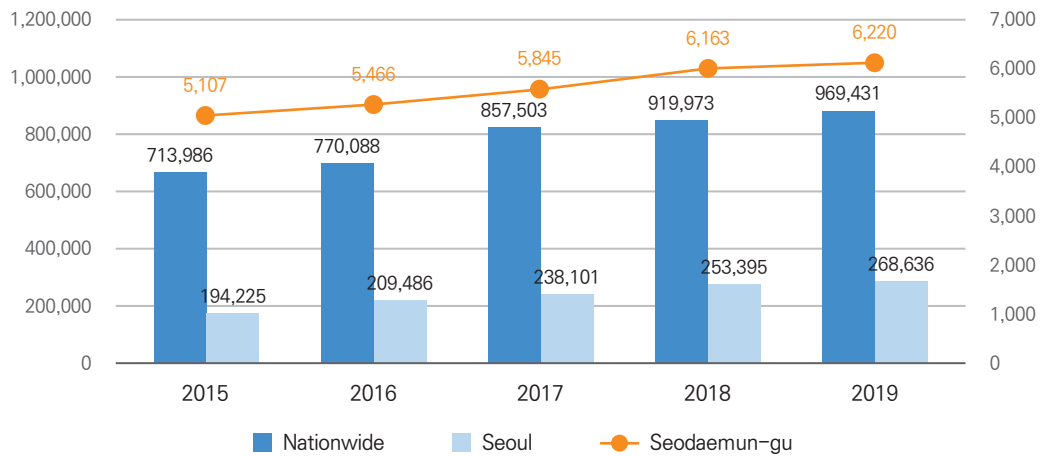
Greenhouse Gas Emission in the Traffic Area in Seodaemun-gu (1,000 tonCO₂eq)



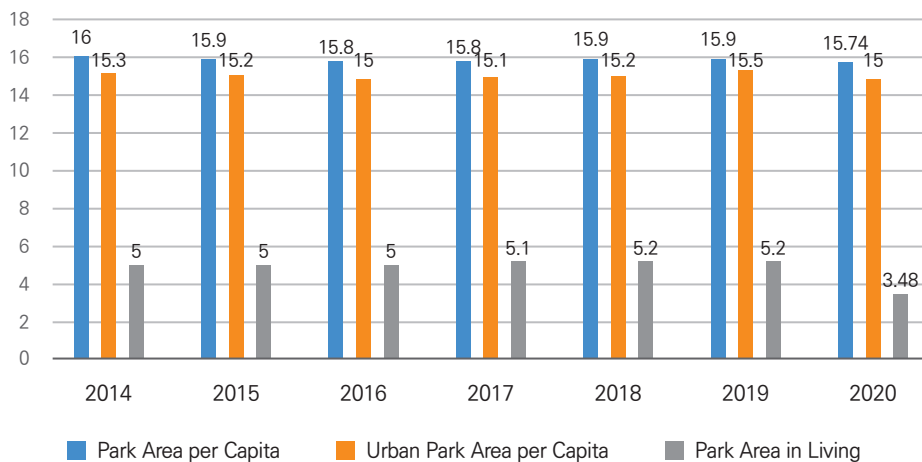
■ Development of Sustainable Cities and Suburbs

- In the Development of Sustainable Cities and Suburbs area, green city and public space, public transportation, eco-friendly traffic, and air quality are fair. However, housing, traffic safety, accident/disaster control, and regional natural/cultural heritage are poor.
- Green City and Public Space and Housing
 - According to the statistics on Open Data Square of Seoul, urban park area per capita in Seodaemun-gu was 15.5m² in 2019.
 - As of 2019, Seodaemun-gu had a total of 6,220 households besides houses and it was 21.8% greater than 2015. Officetels took 3,837 households and 61.7%.
 - In 2020, home price index was 110.2 and rental price index was 102.0. Both were higher than the previous year. They were lower than Seoul and higher than national average.

Households besides Houses in Seodaemun-gu_Total Households



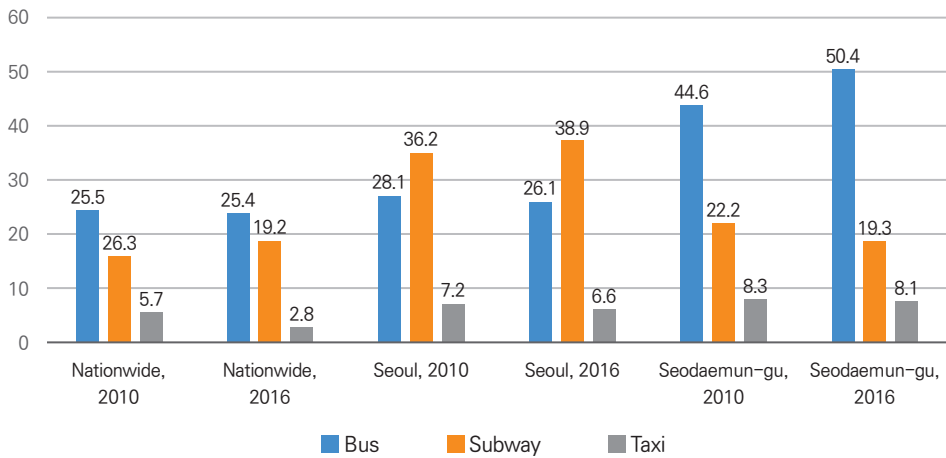
Park, Urban Park, and Living Zone Park Area per Capita in Seodaemun-gu (m²)



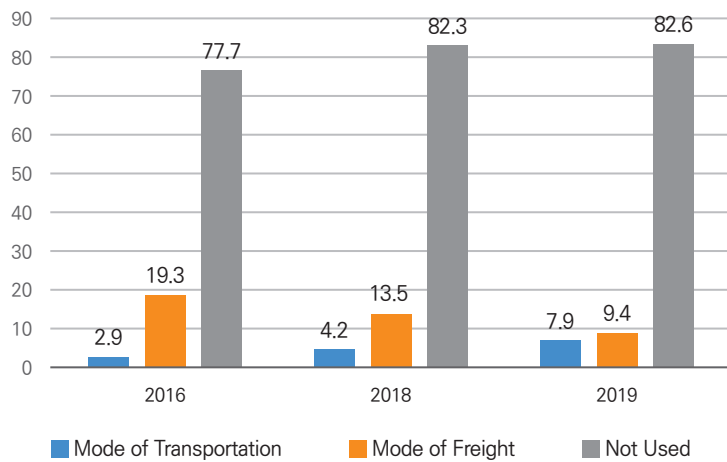
○ Public Transportation and Eco-friendly Traffic

- Compared to 2010, Seodaemun-gu's **bus usage grew from 44.6% to 50.4%**, but subway usage decreased from 22.2% to 19.3% in 2016.
- In 2020, Seodaemun-gu's **satisfaction with traffic use was 6.88 out of 10 points and higher than that of 2018.**
- In 2019, Seodaemun-gu's traffic safety index was 78.58 points and it has aggravated since 2010.
- As of 2020, the total length of **bicycle trails** was 31.1 km and **5.3 times greater compared to 2010.** They were mostly 'bicycle-first trails.'
- **Bicycle usage grew by 2.7 times in 2019** compared to 2016.

Traffic Breakdown in Seodaemun-gu (%)



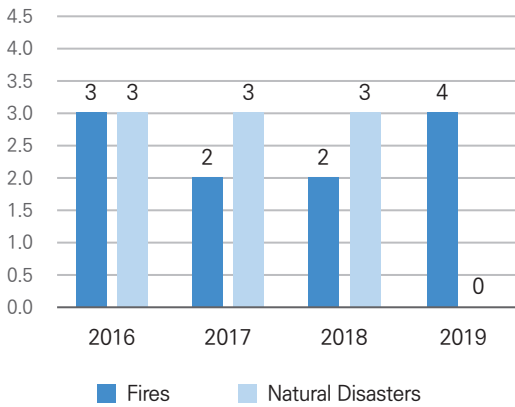
Bicycle Usage in Seodaemun-gu



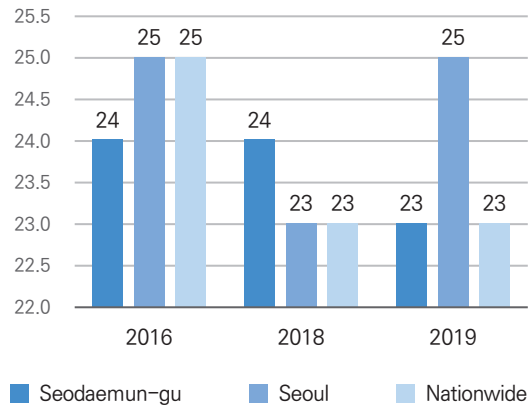
○ Accident/Disease Control and Air Quality

- Regional safety index was **Fire Grade 4 in 2019 and the risks increased compared to 2018.**
- **In 2019, Seodaemun-gu's fine dust** was $41 \mu\text{g}/\text{m}^3/\text{yr}$ and suitable compared to $50/\mu\text{g}/\text{m}^3/\text{yr}$, the environmental standard of nationwide and Seoul.
- **In 2019, Seodaemun-gu's micro fine dust** was $23 \mu\text{g}/\text{m}^3/\text{yr}$ and suitable compared to $25/\mu\text{g}/\text{m}^3/\text{yr}$, the environmental standard of nationwide and Seoul.

Regional Safety Grade of Seodaemun-gu - Fires, Natural Disasters



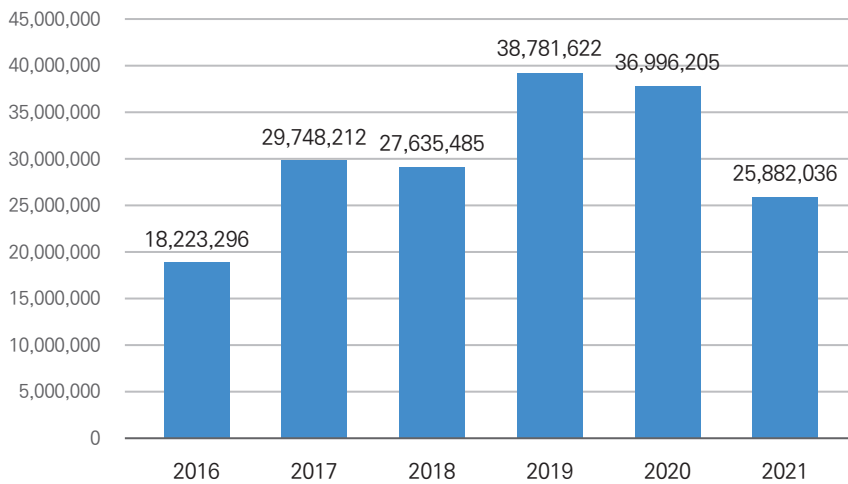
Fine Dust in Seodaemun-gu (PM2.5)



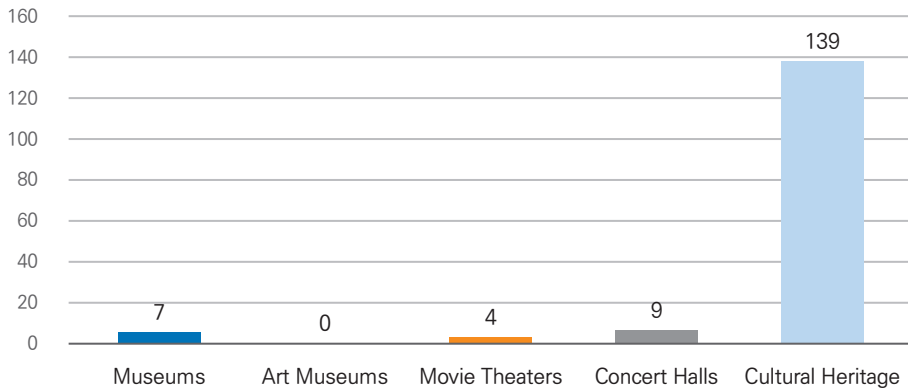
○ Regional Natural/Cultural Heritage

- As of 2021, Seodaemun-gu's budget executed in the Culture and Tourism area took 3% of total budget of Seodaemun-gu in 2021.
- It was about 30% lower than the previous year, but grew to about 42% in 2021 compared to 2016.
- As of 2020, cultural spaces in Seodaemun-gu included seven museums, zero art museums, four movie theaters, and nine concert halls.

Seodaemun-gu's Budget for Culture in 2021



Seodaemun-gu's Cultural Space and Heritage in 2020



■ Integrated and Inclusive Governance and Implementation

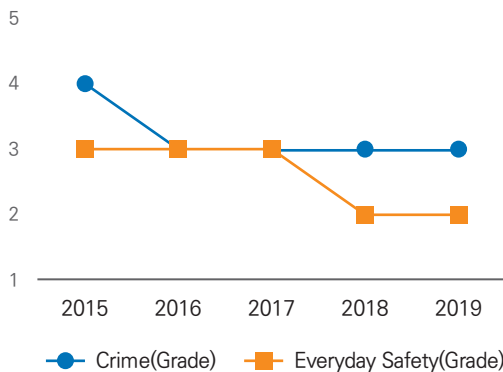
○ In the Integrated and Inclusive Governance and Implementation area, security, integrity of public offices, information accessibility, and civil-public partnership are fair. However, civil participation is average and finance is poor.

○ Security and Integrity of Public Offices

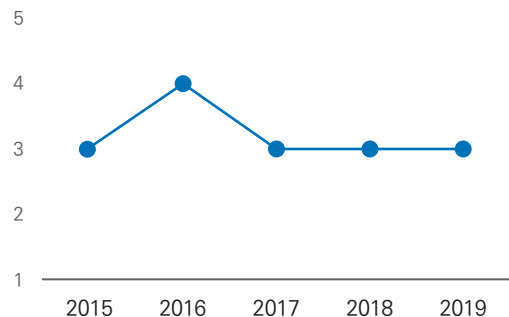
- In 'Regional Safety Grade,' crime grade of **Crime and Everyday Safety** improved from Grade 4 in 2015 to Grade 3 in 2016 and Everyday Safety Grade also **improved** from Grade 3 to Grade 2 in 2018.

- '**Integrity of Public Offices**' fell to Grade 4 in 2016, **but has maintained Grade 3 since 2017.**

**Regional Safety Grade
(Crime/Everyday Safety)**

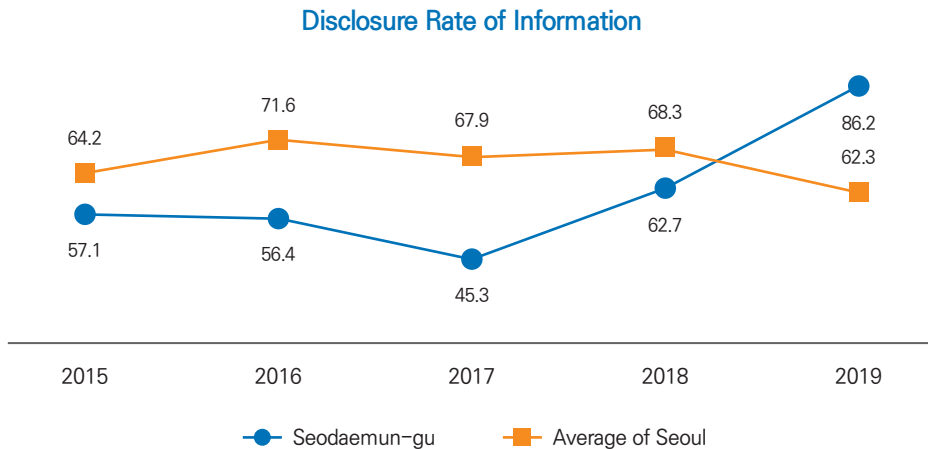
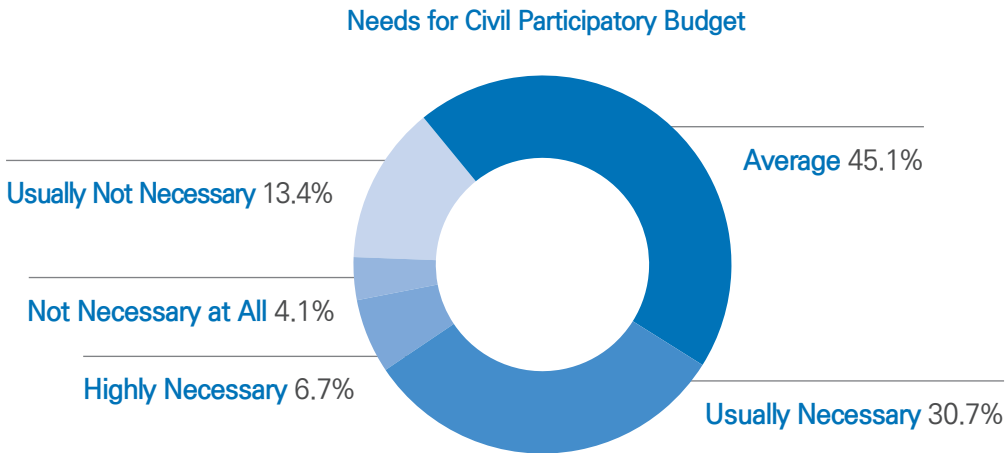


Integrity of Public Offices



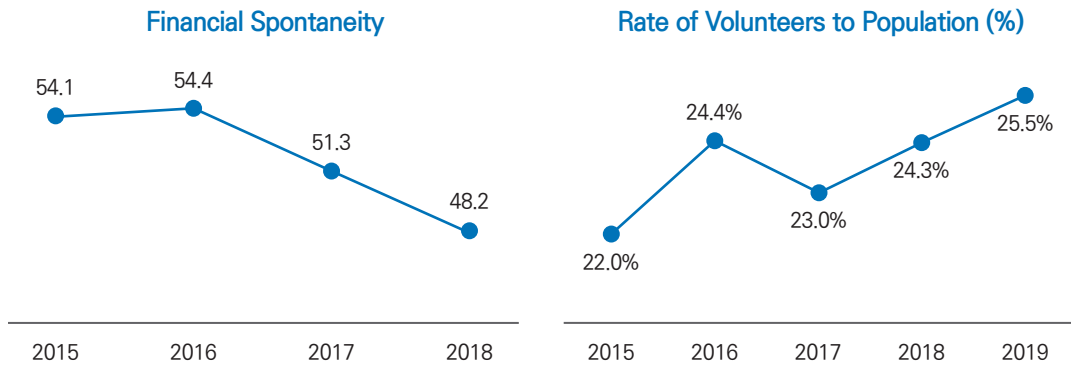
○ Civil Participation and Information Accessibility

- The information currently open to public is not enough to determine the scale of civil participatory budget in Seodaemun-gu and this needs to be improved.
- The disclosure rate of information in Seodaemun-gu is gradually growing and has recently exceeded the overall average of Seoul.



○ Finance and Civil-Public Partnership (Civil Society)

- In 2018, Seodaemun-gu's financial spontaneity was 48.2% and it has decreased since 2016. Financial independence was 24.1% and has decreased since 2016 (financial independence: internal income among tax income in general accounting, financial spontaneity: internal income + spontaneous income among tax income in general accounting).
- In case of **volunteers**, who are the main participants of public partnerships, 'the rate of volunteers to population (%)' fluctuated after 2015 and continued to **grow since 2017**.



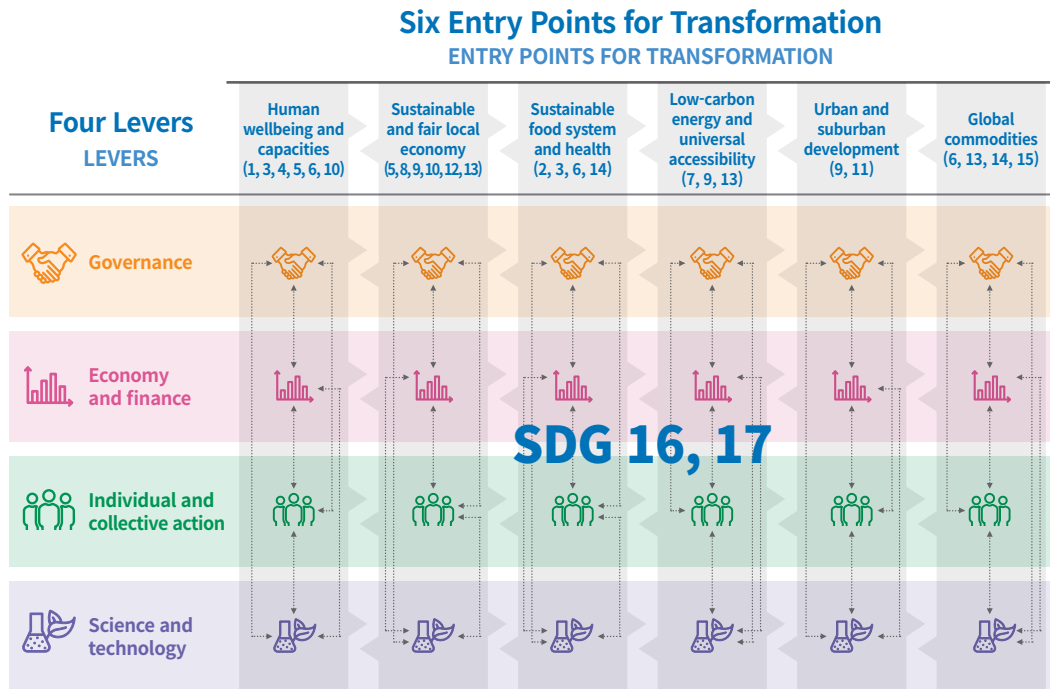
2. Direction of Fundamental Plans

(1) Seodaemun-gu Sustainable Development Goals (SDGs)

- For the 1st SDGs Summit in 2019, the UN organized the independent scientist committee with the world-renowned scientists to write the <Global Sustainability Report (GSDR) (2019)>. The report generally analyzed the implementation of UN SDGs from 2016 to 2019 based on the objective evidence and organized the next four years' urgent issues.
- According to the <Global Sustainability Report> of 2019, the achievement of 17 goals by 2030 was skeptical. Food and environment and inequality issues, such as Farm Produce (SDG 2), Reduction of Inequality (SDG 10), Circulation of Resources (SDG 12), Climate Change (SDG 13), Maritime Ecosystem (SDG 14), and Ground Ecosystem (SDG 15), are rather receding⁸.
- Based on the prospects, the report suggested four implementation agenda to maximize influence on the Six Entry Points for Transformation and the various aspects of the world for the successful revolution of sustainable development.

8 UN, 2019, Global Sustainable Development Report

Six Entry Points for Transformation and Four Implementation Agenda for Sustainable Development



- The Six Entry Points for Transformation is not the classification of individual goals or a group of goals, but it is an approach to the essential structure. In other words, it is all mutually correlated so all goals are naturally achieved together when one goal is achieved.
- **Human wellbeing and capacities:** All projects to reduce inequality while resolving all forms of poverty issues without excluding anyone. Current issues include difficulties to succeed due to inequality of opportunities, consistent gender inequality, discrepancies between school education and required occupational skills, unequal public health and medical services, exposure to diseases, insufficient capacity to recover from shock, etc., and inadequate preparation for aging society. In the Human Wellbeing and Capacity area, the many transformations we need can be achieved through more balanced economic policies.
- **Sustainable and fair local economy:** Economic activities provide various measures to achieve living, occupations, income, and better lives. However, the current production and consumption system aggravates inequality in many cases and increases the negative impact on the environment to threaten not only the current generation but also the future generation. The production and consumption of products and services need to be essentially restructured to reduce environmental footsteps and stress the definition of distribution. Also, the national and international financial systems need to be coherent with the Sustainable Development

Goals and this requires the leadership of government and enterprises with focus on the change of policies, society, and lifestyles.

- **Food system and nutritional patterns:** Food and nutrition are essential for survival and health. However, the customs in the overall chain of food production and consumption lead to unsustainable use of resources, loss of biodiversity, degradation of soil, pollution of rivers and ocean, climate change, nutritional deficiency, obesity, and non-contagious diseases.
- **Low carbon energy and universal supply:** Energy is the core factor to realize economic growth, reduction of poverty, and human potentials. However, it is the biggest cause of climate change, especially air pollution, and has other negative impact on the mankind and earth. Also, many people cannot have access to energy. Technologies are being developed to enhance the efficiency through low-carbon methods and secure access to universal energy, but it is still difficult to achieve technological advancement in the broad scope.
- **Development of cities and suburbs:** More than half of the world's population are residing in urban areas and the rate of urban dwellers is growing. The increase in urban population provides an opportunity to achieve various SDGs efficiently and has the capacity to increase synergies while avoiding conflicts. However, unsustainable use of natural resources, massive waste, and clear inequality are the major concerns. The decisions to invest in the urban and suburban infrastructures can tie many people to unsustainable development for a long time.
- **Global commodities:** Global commodities are the essential factors to achieve overall balance between nature and mankind. Natural systems are mutually correlated in the global aspect and affected by various activities around the world. The Six Entry Points for Transformation contributes to the protection of global environmental commodities. If transformation in each area cannot adequately resolve global mutuality or fails to sufficiently consider the noneconomic yet original value of nature, however, transformation in other areas would not be enough.
- However, the four implementation agenda are governance structure, source of funds, human resources, and science and technology, and refer to the measures required for transformation in each area.
- Considering that Seodaemun-gu's sustainability is not much different from the global circumstances and the implementation of Sustainable Development Goals is based on the mutual coherence in the regional- national-global aspects, Seodaemun-gu Sustainable Development Goals (SDGs) was established based on the seven transformation areas as shown below with reference to the 'Six Entry Points for Transformation' and four implementation agenda suggested in the <Global Sustainability Report.

- **Seodaemun-gu SDGs, similar to the UN SDGs, consists of 'goals-targets- indicators' in relation to the seven transformation areas** and the political agreements shall be derived through the discussion and communication process of various interested group.
- The practices to achieve the targets are presupposed as a system to establish projects for and mutually cooperate with the major groups of the community, including the administration, civil society, enterprises, and colleges.
- The Fundamental Plans are limited to the establishment of 'goals-targets- indicators' for political agreements and technical areas and the administrative implementation plans for practices are finalized through the discussion and communication process of a separate group of interested group.
- Seodaemun-gu's SDGs implementation plans are basically correlated to Seodaemun-gu's existing statutory plans and targets for each policy area to compose an integrated implementation and evaluation system (ex: Seodaemun-gu SDGs implementation plans for 'Healthy Food and Food Security' are substituted with 'Seodaemun-gu's Fundamental Plans for Food').
- However, the existing statutory plans of Seodaemun-gu in each policy area were not written considering Seodaemun-gu SDGs, the statutory plans shall be corrected and supplemented when they are not coherent with Seodaemun-gu SDGs or there are no related implementation plans.
- At the same time, Seodaemun-gu SDGs implementation (practical) plans are substantially important, so a 'discussion and communication platform for Seodaemun-gu SDGs' is suggested for the major social groups of Seodaemun-gu from administration, civil society, enterprises, colleges, etc. to gather for discussion and communication. By doing so, it would be possible to utilize the various human and material resources of Seodaemun-gu and lay the foundation for mutual cooperation.

System of Seodaemun-gu SDGs

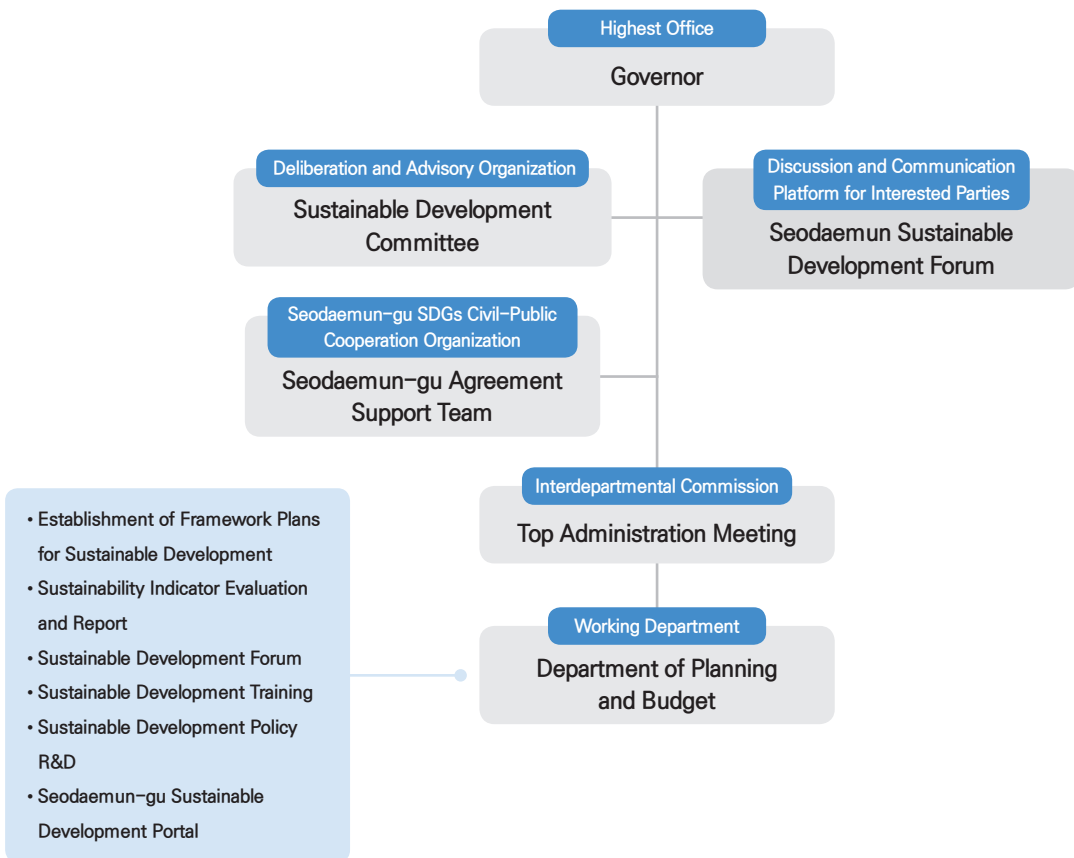
Political Area			Technical Area	Practice			
7 Strategies	17 Goals	Targets (Implementation)	Indicators	Projects			
				Administration (Plans)	Civil Society	Enterprises	Colleges
Human wellbeing and capacities	SDG 1, 3, 4, 5, 6, 10						
Sustainable and fair local economic systems	SDG 5, 8, 9, 10, 12, 13						
Sustainable and healthy food consumption	SDG 2, 3, 6, 14						
Low carbon energy consumption and production and universal access	SDG 7, 9, 13						
Sustainable and inclusive urban development	SDG 9, 11						
Protection and restoration of environmental commodities	SDG 6, 13, 14, 15						
Transparent and responsible governance and cooperation	SDG 16, 17						

(2) Governance System of Seodaemun-gu Sustainable Development Goals (SDGs)

- According to the Seodaemun-gu Sustainable Development Framework Ordinances, the implementation evaluation system was constructed to establish the fundamental plans every five years and the implementation plans every two years and to write the sustainability evaluation report.
- Considering the decision-making system, an administrative governance system was constructed with the governor positioned as the greatest decision-maker and the Department of Planning and Budget as the working department to steer the economy, society, environment, and systems.

- As the deliberation and advisory organization, the ‘Sustainable Development Committee’ was installed and civil opinion can be gathered through auxiliary procedures randomly established by the committee at times of need.
- **The current sustainable development governance system** is centered on the Sustainable Development Committee of experts for decision-making, but **its structural limitation is that there are no channels for systematic participation of various interested groups to secure the inclusion of sustainable development to never exclude anyone.**
- A 'discussion and communication platform for interested group (ex: (tentative) Seodaemun Sustainable Development Forum)' shall be systemized as a part of Seodaemun-gu SDGs implementation evaluation system to reinforce inclusion, representation, transparency, and responsibility.
- **In addition, Seodaemun-gu agreement support team shall be authorized to promote civil-public cooperation projects related to Seodaemun-gu SDGs** to establish the structural foundation to revitalize the implementation of Seodaemun-gu SDGs.

Seodaemun-gu SDGs Governance System (Draft)



3.3 Seodaemun-gu's Own SDGs (Draft)

1. Vision, Goals–Targets–Indicators

Seodaemun-gu's goals–targets–indicators for sustainable development

Transformation for Sustainable Development	Goals (ct)	Targets (ct)	Indicators (ct)
1. Human Wellbeing and Capacities	4	10	27
2. Healthy Food and Food Security	2	6	12
3. Sustainable and Fair Economy and Labor	2	7	19
4. Low Carbon Energy Supply and Universal Approach	1	3	8
5. Protection of Global Commodities	4	7	13
6. Development of Sustainable Cities and Suburbs	6	7	26
7. Integrated and Inclusive Governance and Implementation	3	9	24
Total	22	49	129

(1) Vision, Seven Transformation Areas, 22 Goals

**Vision: Embraces the future of Seodaemun,
a city of sustainable development.**

Seven Transformation Areas	Goals
1. Human Wellbeing and Capacities	Goal 1 Reduction of poverty and relief of inequality in income Goal 2 Universal public health and medicine for everyone's wellbeing Goal 3 Education for humane life Goal 4 Protection of social weak and guarantee of human rights
2. Healthy Food and Food Safety	Goal 1 Stable supply of eco-friendly food Goal 2 Adequate consumption of healthy food
3. Sustainable and Fair Economy and Labor	Goal 1 Revitalization of local economy and creation of quality jobs Goal 2 Revitalization of resource circulation to contribute to circulating economy
4. Low Carbon Energy Supply and Universal Approach	Goal 1 Construction of sustainable energy system where everyone can use clean energy
5. Protection of Global Commodities	Goal 1 Reduction of water consumption and prevention of water pollution Goal 2 Waste control to reduce environmental capacity and burden Goal 3 Reduction of greenhouse gas for urgent actions for climate crisis Goal 4 Protection of biodiversity and habitats for the restoration of ecosystem
6. Development of Sustainable Cities and Suburbs	Goal 1 Eco-friendly and tolerant urban space Goal 2 Non-discriminating and eco-friendly transportation Goal 3 Eco-friendly and universal housing Goal 4 Accident/disaster response measures for safety of citizens Goal 5 Prevention and reduction of environmental pollution Goal 6 Diversity of urban community and identity of local culture
7. Integrated and Inclusive Governance and Implementation	Goal 1 Reduction of political, economic, and social violence and inequality/ discrimination for free and spontaneous participation Goal 2 Construction of systems for transparent, effective, and responsible participatory decision-making Goal 3 Sustainable development implementation measures

(2) 49 Targets

1. Human Wellbeing and Capacities

Goal 1 Reduction of poverty and relief of inequality in income

1-1 Expansion of economic and social support for the population making less than 50% of median income

Goal 2 Universal public health and medicine for everyone's wellbeing

2-1 Local public health and medical institutions and services.
2-2 Improvement of mental health.
2-3 Management of chronic diseases and expansion of health insurance.
2-4 Prevention and management of sexual health.

Goal 3 Education for humane life

3-1 Public benefit for childcare, education, and daycare.
3-2 Quality and expansion of lifelong education.
3-3 Revitalization of sustainable development education.

Goal 4 Protection of social weak and guarantee of human rights

4-1 Representation of social weak in the decision-making process.
4-2 Expansion of sexual mainstream policies for gender equality

2. Healthy Food and Food Safety

Goal 1 Stable supply of eco-friendly food

1-1 General systems for stable supply of healthy food.
1-2 The social weak's access to healthy food.

Goal 2 Adequate consumption of healthy food

2-1 Reduction and recycling of food waste.
2-2 Construction of food safety control systems for the people.
2-3 Expansion of use of eco-friendly farm/livestock/fishery produce for school and public meals.
2-4 Expansion of dietary education for people's right to choose healthy food.

3. Sustainable and Fair Economy and Labor

- Goal 1** Revitalization of local economy and creation of quality jobs
- 1-1 Various jobs for expansion of support for employment of social weak.
 - 1-2 Sustainability of local economy by nurturing and supporting social economy.
 - 1-3 Support for small/medium enterprises and small-sized merchants for local economy.
 - 1-4 Sustainable and safe labor environment.
-

- Goal 2** Revitalization of resource circulation to contribute to circulating economy
- 2-1 Expansion of reuse/recycling for the circulation of resources.
 - 2-2 More consumption of green products.
 - 2-3 Reduction of use of hazardous matters for preservation of natural resources
-

4. Low Carbon Energy Supply and Universal Approach

- Goal 1** Construction of sustainable energy system where everyone can use clean energy
- 1-1 Energy efficiency and demand control for reduction of energy consumption by 30% of average final energy consumption of 2011-2020 by 2030.
 - 1-2 Renewable energy to produce 8% of final energy consumption by 2030.
 - 1-3 Universal energy services for all citizens
-

5. Protection of Global Commodities

Goal 1 Reduction of water consumption and prevention of water pollution	1-1 Reduction of water pollution and minimization of hazardous chemical emission by 2030 to constantly improve the water quality of local branch streams (Hongje Stream and Bulgwang Stream), create the environment for various living organisms, and restore the water ecosystem. 1-2 Reduction of daily water usage per capita below 300 L by 2030.
Goal 2 Waste control to reduce environmental capacity and burden	2-1 Reduction of waste and environmental burdens through prevention, reduction, recycling, and reuse to achieve eco-friendly control and adjust the environmental capacities throughout the lifecycle of waste, such as environmental pollutants, by 2030.
Goal 3 Reduction of greenhouse gas for urgent actions for climate crisis	3-1 Reduction of greenhouse gas emission by 37.5% of 2017 by 2030
Goal 4 Protection of biodiversity and habitats for the restoration of ecosystem	4-1 Pollutant control to prevent land pollution and prevention and restoration of land degradation due to droughts or floods. 4-2 Maintenance of forests and fields since 2019 and sustainable control of forest building and re-building. 4-3 Stopping and restoring the loss of biodiversity and protection of endangered species.

6. Development of Sustainable Cities and Suburbs

Goal 1 Eco-friendly and tolerant urban space	1-1 Expansion of green and public places beyond the average of Seoul by 2030 to be inclusive and eco-friendly and enhance public access
Goal 2 Non-discriminating and eco-friendly transportation	2-1 Expansion of public transportation, improvement of road safety, and providing public transportation systems for adequate prices considering the social weak. 2-2 Construction of eco-friendly traffic systems and expansion of mode of transportation
Goal 3 Eco-friendly and universal housing	3-1 Providing safe homes and basic services for adequate prices for all by 2030
Goal 4 Accident/disaster response measures for safety of citizens	4-1 Significant reduction of casualties and financial loss due to disasters and development and execution of integrated urban disaster crisis control with focus on the protection of poverty class and social weak by 2030.
Goal 5 Prevention and reduction of environmental pollution	5-1 Reduction of negative environmental impact (per capita) of cities through air quality control.
Goal 6 Diversity of urban community and identity of local culture	6-1 Preservation and protection of world natural-cultural heritage and national natural-cultural heritage and development of local cultural, artistic, and sports contents.

7. Integrated and Inclusive Governance and Implementation

Goal 1 Reduction of political, economic, and social violence and inequality/discrimination for free and spontaneous participation	<ul style="list-style-type: none">1-1 Improvement of local safety level to create a society that is safe and peaceful for all.1-2 Enhancement of human rights sensibility to acknowledge the sociocultural differences.
Goal 2 Construction of systems for transparent, effective, and responsible participatory decision-making	<ul style="list-style-type: none">2-1 Achievement of Grade 1 Integrity level of public offices and enhancement of trust of people by 2030 to realize trusted transparent administration.2-2 Establishment of various interested group' participation systems to guarantee civil participation.2-3 Access to quality information to reinforce the systems and governance for everyone's participation.
Goal 3 Sustainable development implementation measures	<ul style="list-style-type: none">3-1 Efforts to improve financial spontaneity by 2030 to fortify financial soundness.3-2 Financial resources to implement Seodaemun-gu SDGs.3-3 Revitalization of civil-public partnership to implement Seodaemun-gu SDGs.3-4 Achievement of 100% of statistical data by 2030 compared to the indicators of Seodaemun-gu SDGs to make statistical systems that are comprehensible and accessible for all.

(3) 129 Indicators

○ Construction of Statistical Data for Seodaemun-gu SDGs Indicators

Standards		Tier1 (Statistical Methodology O, Statistical Data O)	Tier2 (Statistical Methodology O, Statistical Data X)	Tier3 (Statistical Methodology X, Statistical Data X)	Total
Number of Indicators	1. Human Wellbeing and Capacities	0	19	8	27
	2. Healthy Food and Food Safety	3	7	2	12
	3. Sustainable and Fair Economy and Labor	8	9	2	19
	4. Low Carbon Energy Supply and Universal Approach	2	6	0	8
	5. Protection of Global Commodities	5	6	2	13
	6. Development of Sustainable Cities and Suburbs	4	20	2	26
	7. Integrated and Inclusive Governance and Implementation	11	11	2	24
Total		33 (25.6%)	78 (60.5%)	18 (13.9%)	129

- **Tier 1:** Indicators with agreed statistical methodology and statistical data.
- **Tier 2:** Indicators with agreed statistical methodology, but in need of statistical data (including statistical indicators with data from data categorization and internal data of Seodaemun-gu and other public offices yet not organized).
- **Tier 3:** Indicators that cannot construct statistical data with no agreed statistical methodology and require R&D.

1. Human Wellbeing and Capacities		
targets	indicators	Tier
1-1 Expansion of economic and social support for the population making less than 50% of median income.	1-1-1 Relative poverty rate of Seodaemun-gu (sex/age/disability/immigration, one-parent families, single households, beneficiaries by salaries).	Tier2
2-1 Local public health and medical institutions and services.	2-1-1 Use of public health institutions (public health centers, etc.) (sex/age/disability/immigration, type of disease).	Tier2
2-2 Improvement of mental health.	2-2-1 Suicide rate (sex/age/disability/immigration, one-parent families).	Tier2
	2-2-2 Depression (sex/age/disability/immigration).	Tier2
	2-2-3 Addiction rate (Smartphones, gambling, smoking, alcohol, drug) (sex/age).	Tier3
	2-2-4 Satisfaction with residing in Seodaemun-gu (sex/age/disability/immigration).	Tier2
	2-2-5 Usage of and satisfaction with public counseling centers (sex/age/disability/immigration).	Tier3
2-3 Management of chronic diseases and expansion of health insurance.	2-3-1 Cancer examination rate (sex/age/disability/immigration).	Tier2
	2-3-2 Diabetes diagnosis rate (sex/age/disability/immigration).	Tier2
	2-3-3 Hypertension diagnosis rate (sex/age/disability/immigration).	Tier2
	2-3-4 Dementia prevalence rate (sex/age/disability/immigration).	Tier3
	2-3-5 Citizens' health examination rate (sex/age/disability/immigration).	Tier2
2-4 Prevention and management of sexual health.	2-4-1 OBGYN examination rate in relation to sexual health (sex/age).	Tier3
	2-4-2 Teenagers' participation in sexual health prevention education.	Tier3
3-1 Public benefit for childcare, education, and daycare.	3-1-1 Daycare usage rate (national/public, private, at-home) (sex/age/disability/immigration).	Tier2
	3-1-2 Kindergarten usage rate (national/public, private, at-home) (sex/age/disability/immigration).	Tier2
	3-1-3 Childcare usage rate (urgent care, inside/outside school).	Tier2
	3-1-4 Children/adolescence outside public education and use of public services (sex/age/disability/immigration).	Tier3

1. Human Wellbeing and Capacities		
targets	indicators	Tier
3-2 Quality and expansion of lifelong education.	3-2-1 Budgets for lifelong education programs (Seodaemun-gu's budget for lifelong education, sustainable development/parents/aged/career-education/disability/multicultural).	Tier2
	3-2-2 Rate of lifelong education programs (parental training/education for senior life/career-education counseling/disability training/multicultural education) and participant rate (sex/age/disability/immigration).	Tier2
	3-2-3 Satisfaction with lifelong education (sex/age/disability/immigration).	Tier2
3-3 Revitalization of sustainable development education.	3-3-1 Rate of participants in sustainable development programs to all educational programs offered in Seodaemun-gu (%) (sex/age/disability/immigration).	Tier2
	3-3-2 Rate of sustainable development programs to all educational programs offered in Seodaemun-gu (%) (gender equality, human rights, environment, peace, global citizens, democratic citizens, climate, consumption and production, labor, multicultural).	Tier2
	3-3-3 Satisfaction with sustainable development programs (sex/age/disability/immigration).	Tier2
4-1 Representation of social weak in the decision-making process.	4-1-1 Distribution of private partners (sex/age/disability/immigration).	Tier2
	4-1-2 Distribution of participatory budget members (sex/age/disability/immigration).	Tier2
	4-1-3 Distribution of civil government members (sex/age/disability/immigration).	Tier2
4-2 Expansion of sexual mainstream policies for gender equality.	4-2-1 Implementation of gender impact evaluation.	Tier3
	4-2-2 Sexual recognition budget rate.	Tier3

2. Healthy Food and Food Safety

targets	indicators	Tier
1-1 General systems for stable supply of healthy food.	1-1-1 Number and scale of distributors of eco-friendly food within region (including direct local food stores) (1 mn KRW) (by district).	Tier2
	1-1-2 Eco-friendly good supply standards and agreements (carbon neutralization, eco-certified farm and fishery produce, regional, farm households with disability).	Tier1
1-2 The social weak's access to healthy food.	1-2-1 Budget for food for low-income class (below 50% of median income) (1 mn KRW) (per capita/household, by district, sex/age/disability/immigrants).	Tier2
	1-2-2 Scale of consumption of eco-friendly food for low-income class (below 50% of median income) (1 mn KRW) (per capita/household, by district, sex/age/disability/immigration).	Tier3
2-1 Reduction and recycling of food waste.	2-1-1 Food waste (per capita, by source, by district).	Tier2
	2-1-2 Volume and cost of food waste disposal (by type of disposal).	Tier1
2-2 Construction of food safety control systems for the people.	2-2-1 Rate of exposure of food safety and sanitation control violation (%).	Tier1
	2-2-2 Rate of food-poisoning (%) (by cause, by facility, by school, sex/age/disability/immigrants/low-income).	Tier2
2-3 Expansion of use of eco-friendly farm/livestock/fishery produce for school and public meals.	2-3-1 Rate of scale and use of budget for eco-friendly farm/livestock/fishery produce for elementary/middle/high school meal services in Seodaemun-gu (%).	Tier2
	2-3-2 Use of eco-friendly farm/livestock/fishery produce for public meals in Seodaemun-gu (%) (by facility).	Tier2
2-4 Expansion of dietary education for people's right to choose healthy food.	2-4-1 Obesity prevalence rate (%) (by district, sex/age/disability/immigration/low-income class).	Tier2
	2-4-2 Scale of budget for dietary education in Seodaemun-gu (1 mn KRW) and distribution of program participants (by district, sex/age/disability/immigration/low income class).	Tier3

3. Sustainable and Fair Economy and Labor

targets	indicators	Tier
1-1 Various jobs for expansion of support for employment of social weak.	1-1-1 Number of employees (by duration of service).	Tier1
	1-1-2 Creation of jobs with financial support.	Tier1
	1-1-3 Employment by population and class (low-income class, short-term unemployment, women who have stopped working, type of employment, childcare labor, sex/age/disability/immigration).	Tier3
	1-1-4 Temporary jobs (by type of jobs).	Tier3
	1-1-5 Employment insurance for the social weak (ex: special employment, platform labor, etc.).	Tier2
1-2 Sustainability of local economy by nurturing and supporting social economy.	1-2-1 Socioeconomic records (scale and rate of revenue, by industry/duration/distribution of group of employees).	Tier2
	1-2-2 Procurement of socioeconomic products (social enterprises, village enterprises, self-support enterprises, social cooperatives, disabled product sales facilities).	Tier2
	1-2-3 Socioeconomic support (finance/by policy/space and human resources/ESG management education).	Tier2
	1-2-4 SD training for socioeconomic organizations (progress, participation).	Tier2
1-3 Support for small/medium enterprises and small-sized merchants for local economy.	1-3-1 GRDP per capita.	Tier1
	1-3-2 Number of businesses (by industry, by number of employees, by district, single-person enterprises).	Tier2
	1-3-3 Support for small/medium enterprises/small-sized merchants (finance/ by policies/space and human resources/ESG management education).	Tier2
1-4 Sustainable and safe labor environment.	1-4-1 Industrial accident rate.	Tier2
	1-4-2 Labor union organization rate.	Tier1
	1-4-3 Labor right and benefit for harassment at work, etc.	Tier2
2-1 Expansion of reuse/recycling for the circulation of resources.	2-1-1 Total waste and everyday waste recycling rate.	Tier1
2-2 More consumption of green products.	2-2-1 Procurement and rate of green products for the public sector.	Tier1
	2-2-2 Rate of certified enterprises for green products (%) (small/medium enterprises/socioeconomic enterprises).	Tier1
2-3 Reduction of use of hazardous matters for preservation of natural resources.	2-3-1 Total waste and everyday waste per capita	Tier1

4. Low Carbon Energy Supply and Universal Approach

targets	지표	Tier
1-1 Energy efficiency and demand control for reduction of energy consumption by 30% of average final energy consumption of 2011-2020 by 2030.	1-1-1 Final energy consumption per capita (by domestic-commercial/ industrial/freight, source of energy, or district).	Tier2
	1-1-2 Final energy consumption for buildings (by domestic/ commercial/ public or district).	Tier2
	1-1-3 Power usage for buildings (by domestic/public/ commercial or district).	Tier2
	1-1-4 Greenhouse gas emission for traffic (by fuel, by type of vehicle).	Tier1
	1-1-5 Energy consumption and production training (cost).	Tier2
1-2 Renewable energy to produce 8% of final energy consumption by 2030.	1-2-1 Capacity of renewable energy generation facilities (by district, by households).	Tier2
	1-2-2 Rate of renewable energy generation to power usage.	Tier2
1-3 Universal energy services for all citizens.	1-3-1 Performance of energy welfare business (amount, rate) (sex/age/disability/immigration).	Tier1

5. Protection of Global Commodities

targets	indicators	Tier
1-1 Reduction of water pollution and minimization of hazardous chemical emission by 2030 to constantly improve the water quality of local branch streams (Hongje Stream and Bulgwang Stream), create the environment for various living organisms, and restore the water ecosystem.	1-1-1 Water quality of local streams (Hongje Stream, Bulgwang Stream) so living organisms can inhabit in Seodaemun-gu (yearly average of BOD/TOC) (mg/ℓ).	Tier1
1-2 Reduction of daily water usage per capita below 300 L by 2030.	1-2-1 Daily/yearly water supply per capita (ℓ).	Tier1
	1-2-2 Leakage (%).	Tier2
	1-2-3 Sewer and rainwater reuse rate (%).	Tier3

5. Protection of Global Commodities

targets	indicators	Tier
2-1 Reduction of waste and environmental burdens through prevention, reduction, recycling, and reuse to achieve eco-friendly control and adjust the environmental capacities throughout the lifecycle of waste, such as environmental pollutants, by 2030.	2-1-1 Volume of designated waste and how to dispose of designated waste.	Tier1
3-1 Reduction of greenhouse gas emission by 37.5% of 2017 by 2030.	3-1-1 Greenhouse gas emission. 3-1-2 Civil awareness in relation to climate crisis (energy conversion/food/ biodiversity, etc.).	Tier2 Tier2
4-1 Pollutant control to prevent land pollution and prevention and restoration of land degradation due to droughts or floods.	4-1-1 Land pollution (mg/kg). 4-1-2 Area of landslide and forest damage by disaster and forest re-building rate (m ² , %).	Tier2 Tier2
4-2 Maintenance of forests and fields since 2019 and sustainable control of forest building and re-building.	4-2-1 Forest (field) (public forest, private forest) rate (%). 4-2-2 Biotope Grade 1-2 area of Seodaemun-gu (m ²). 4-2-3 Forest and vegetation.	Tier1 Tier1 Tier3
4-3 Stopping and restoring the loss of biodiversity and protection of endangered species.	4-3-1 Endangered species and foreign species.	Tier2

6. Development of Sustainable Cities and Suburbs

targets	indicators	Tier
1-1 Expansion of green and public places beyond the average of Seoul by 2030 to be inclusive and eco-friendly and enhance public access	1-1-1 Urban parks and green areas in Seodaemun-gu (park area per capita) (by district). 1-1-2 Public facilities in Seodaemun-gu (by district). 1-1-3 Satisfaction with regional environment (by district) (sex/ age/disability/ immigration). 1-1-4 Universal designs (by district).	Tier2 Tier2 Tier2 Tier2

6. Development of Sustainable Cities and Suburbs

targets	indicators	Tier
2-1 Expansion of public transportation, improvement of road safety, and providing public transportation systems for adequate prices considering the social weak.	2-1-1 Distribution of public transportation (%) (by mode, by district, sex/age/disability/immigration)	Tier2
	2-1-2 Satisfaction with residents' use of traffic (by mode, by district, sex/age/disability/immigration/below 50% of median income).	Tier2
	2-1-3 Traffic accident rate (sex/age/disability/immigration/by district).	Tier2
	2-1-4 Rate of low-level village transit (%).	Tier2
2-2 Construction of eco-friendly traffic systems and expansion of mode of transportation.	2-2-1 Rate of electric/hydrogen vehicles (%) (village transit, taxi, personal vehicles).	Tier2
	2-2-2 Rate of bicycle trails (%) (excluding riverside trails).	Tier1
	2-2-3 Bicycle usage and satisfaction (by district, sex/age/disability/immigration).	Tier2
	2-2-4 Satisfaction with pedestrian environment (by district, sex/age/disability/immigration).	Tier2
3-1 Providing safe homes and basic services for adequate prices for all by 2030.	3-1-1 Housing in Seodaemun-gu (by type, by district, by age/sex/ disability/income class).	Tier2
	3-1-2 Rate of homes in non-residential buildings (%), residents outside housing (by type, by district, by age/sex/ disability/immigration).	Tier2
	3-1-3 Rate of supply of public rental homes in Seodaemun-gu (%) (by district, by age/sex/disability/immigration).	Tier2
	3-1-4 Home sale/rent price index (by district).	Tier2
4-1 Significant reduction of casualties and financial loss due to disasters and development and execution of integrated urban disaster crisis control with focus on the protection of poverty class and social weak by 2030.	4-1-1 Regional safety grade (fires, natural disasters).	Tier1
	4-1-2 Fires/casualties/damages (by district, by age/sex/ disability/ immigration).	Tier2
	4-1-3 Rate of participation in accident/disaster response training (%) (by district, sex/age/disability/immigration).	Tier2
5-1 Reduction of negative environmental impact (per capita) of cities through air quality control.	5-1-1 Air pollution and micro dust concentration (by district).	Tier1
	5-1-2 Satisfaction with air quality (by district, by age/sex/ disability/ immigration).	Tier3
6-1 Preservation and protection of world natural-cultural heritage and national natural-cultural heritage and development of local cultural, artistic, and sports contents.	6-1-1 Rate of budgets related to culture (%) (correction of statement).	Tier1
	6-1-2 ① Cultural/sports spaces and culture/sports/art professionals within Seodaemun-gu (per 1,000 population), ② Number of culture/sports/art performances per year (by genre, by space), and ③ number of audiences per culture/sports/art performance per year (rate of residents in Seodaemun-gu).	Tier3
	6-1-3 Visitors at cultural heritage (by age/disability).	Tier2

7. Integrated and Inclusive Governance and Implementation

targets	indicators	Tier
1-1 Improvement of local safety level to create a society that is safe and peaceful for all.	1-1-1 Crime and everyday safety grade of 'Regional Safety Index.'	Tier1
	1-1-2 Rate of population feeling secure and satisfaction with security services (sex/age/disability/immigration).	Tier2
	1-1-3 Victims of violation (sex/age/disability/immigration, domestic/work).	Tier2
	1-1-4 Human rights infringement reports at human rights centers.	Tier2
1-2 Enhancement of human rights sensibility to acknowledge the sociocultural differences.	1-2-1 Civil awareness of sociocultural differences (sex/age/disability/ immigration).	Tier2
2-1 Achievement of Grade 1 Integrity level of public offices and enhancement of trust of people by 2030 to realize trusted transparent administration.	2-1-1 Integrity of public offices (internal/external integrity evaluation).	Tier1
	2-1-2 Efficacy and trust of local administration (sex/age/disability/immigration).	Tier2
2-2 Establishment of various interested group participation systems to guarantee civil participation.	2-2-1 Rate of discussion and communication platform for statutory plans and evaluation.	Tier2
	2-2-2 Distribution of participants at discussion and communication (by interested group).	Tier2
	2-2-3 Frequency of statutory committee meetings.	Tier1
	2-2-4 Distribution of statutory committee meetings (sex/age/disability/immigration, by interested group).	Tier1
	2-2-5 Open subscription of civil members of statutory committee (%).	Tier3
	2-2-6 Rate of reflection of civil participatory budget and distribution of business (by Seodaemun-gu SDGs).	Tier1
2-3 Access to quality information to reinforce the systems and governance for everyone's participation.	2-3-1 Rate of disclosure of original information.	Tier1
	2-3-2 Rate of disclosure (by type, e.g., minutes).	Tier3
	2-3-3 Satisfaction of information use (sex/age/disability/immigration).	Tier2
	2-3-4 Public information understanding training and participation rate (sex/age/disability/immigration).	Tier2
3-1 Efforts to improve financial spontaneity by 2030 to fortify financial soundness.	3-1-1 Financial spontaneity and financial independence.	Tier1
3-2 Financial resources to implement Seodaemun-gu SDGs	3-2-1 Distribution and rate of budget for implementation of Seodaemun-gu SDGs.	Tier2

7. Integrated and Inclusive Governance and Implementation

targets	indicators	Tier
3-3 Revitalization of civil-public partnership to implement Seodaemun-gu SDGs.	3-3-1 Scale of Seodaemun-gu and civil society partnerships (amount, rate) (by SDGs, by interested group).	Tier2
	3-3-2 Scale of partnerships for enterprises in Seodaemun-gu (amount, rate) (by SDGs).	Tier1
	3-3-3 Rate of volunteers to population (sex/age/disability/immigrants).	Tier1
	3-3-4 Seodaemun-gu agreement meeting activities (cost, rate, by SDGs, by interested group).	Tier1
3-4 Achievement of 100% of statistical data by 2030 compared to the indicators of Seodaemun-gu SDGs to make statistical systems that are comprehensible and accessible for all.	3-4-1 Rate of statistical availability of indicators for Seodaemun-gu SDGs.	Tier1

3.4 Future Implications (Short-term)

Follow-up (Short-term)	Statistical data	<ul style="list-style-type: none"> • Tier 2 Indicators • *Tier 2 Indicators: Indicators with agreed statistical methodology, but in need of statistical data
	Portal for Seodaemun-gu SDGs	<ul style="list-style-type: none"> • Fundamental information of Seodaemun-gu SDGs • Resource room (sustainability report, minutes of committee, statements, etc.) • Announcements about Seodaemun-gu SDGs discussion and communication platform and participatory system, etc.
	Establishment of implementation plans for targets and operation of discussion and communication platform (2022)	<ul style="list-style-type: none"> • Implementation plans for administration, civil society, enterprises, and colleges • Discussion and communication platform for 2022 first half implementation plans • Discussion and communication related to the projects of existing statutory plans • Construction of participatory systems for 11 interested groups
	Seodaemun-gu SDGs Forum (2023)	<ul style="list-style-type: none"> • Presentation of Seodaemun-gu SDGs implementation (sustainability) report • Discussion and communication about the topics of Seodaemun-gu SDGs • Submitting statements of 11 interested groups



Part 4

Appendix



1. Statements of 11 Interested Groups

Interested Group	Educational Sector	Date Created	Sep 3, 2021
General Opinion	Places, programs, and communication systems are constructed for the people of Seodaemun-gu. As an example, the ecological park is revitalized as the center of ecological training and special events are held for Seodaemun-gu Day, including students' drawing contest and speech contest.		
	Implementation Systems	<input type="checkbox"/> Various forms of promotion required to share the opportunity to be educated with anyone in Seodaemun-gu. <input type="checkbox"/> Sustainable development education shall be coherent with the public education system of schools, libraries, etc.	
	Evaluation Systems	<input type="checkbox"/> Educational experts (local, educational sector, etc.) should be able to participate in proportion to population.	
	Other		
Opinions and Suggestions for Goals/ Indicators of Topic Areas (Draft)	Human Wellbeing and Capacities	<input type="checkbox"/> 1-2 Statistics on public health services' psychological counseling <input type="checkbox"/> 2-1-2 Use of psychological counseling at public institutions and usage by population group <input type="checkbox"/> 3-2 Participants of sustainable development training, programs, and satisfaction in comparison to general education by population group	
	Food Security	<input type="checkbox"/> 1-1-2 Number of local distributors for eco-friendly food and revenues (local food stores)* If the revenues of local food stores is identified as an indicator as 1-1-1, it may not be focused on eco-friendliness, so 1-1-2 should be included. <input type="checkbox"/> 1-2-3 Statistics by district/disability (add to 1-2-2). <input type="checkbox"/> 1-2-4 Diversification of eco-friendly food users. <input type="checkbox"/> 2-2 Construction of food safety systems.	
	Sustainable & Fair Economy		
	Low-carbon Energy	<input type="checkbox"/> 1-1-6 Energy consumption/production training (participants/programs). <input type="checkbox"/> Energy welfare projects (amount, rate, by district)	
	Global Commodities	<input type="checkbox"/> 1-1-2 Rate of population feeling safe and satisfaction with security <input type="checkbox"/> Water reuse (rainwater tanks for toilets, gardens, etc.)	
	Sustainable Cities /Suburbs		
Governance and Implementation	<input type="checkbox"/> 1-1-3 Rate of population feeling safe and satisfaction with security in relation to human rights (sex/age/disability/immigrants)		

Interested Group	Educational Sector	Date Created	Sep 3, 2021
Other Suggestions	<ul style="list-style-type: none"> ○ Statistics on correlation between food deficiency on physical/mental diseases. ○ Small/medium enterprises' implementation plans to support small merchants with local budget. ○ Support for development of certified eco-friendly products. ○ Regular hosting of flea markets. ○ Small art museums and exhibition centers for various programs for the local people to exhibit personal collections. ○ Revitalization of Dullegul linking Mt. An, Mt. Inwang, Mt. Baengnyeong, and Mt. Bukhan for PR, storytelling, and food. ○ Civil statistics for each goal of SDGs. 		
Participants	<p>H. Park (Food Committee), S. Yang (Instructor, Seodaemun-gu Innovative Educational District), J. Park (Dept. of Educational Support), W. Park (Member of Innovative Educational District Operating Committee), E. Lee (Member of Innovative Educational District Operating Committee), D. Hong (Hongje-2-dong Civil Government)</p> <p>Committee: G. Lee, S. Byeon, H. Yoon</p>		

Interested Group	Enterprises/Industries	Date Created	Aug 25, 2021
General Opinion	Implementation Systems		
	Evaluation Systems		
	Other	<ul style="list-style-type: none"> ○ Revitalization of sustainable agenda and active participation needed. ○ First attempt to set a good example for other local governments. ○ The current study shall be active promoted within Seodaemun-gu. ○ The open discussion platform should be able to share the sustainable development goals. ○ Not just a mere declaration, but should lead to overall change. ○ Implementation plans are very important. 	
	Opinions and Suggestions for Goals/ Indicators of Topic Areas (Draft)	Human Wellbeing and Capacities	
Food Security		<ul style="list-style-type: none"> ○ 1-2 Revitalization of direct markets <ul style="list-style-type: none"> 1) For activities closely related to local economy; 2) Revitalization of small suppliers for implementation. ○ 2-3 Food welfare and food waste as resources <ul style="list-style-type: none"> 1) Converting food waste into resources 2) Food stability training 3) Revitalization of direct markets 4) Socioeconomic organization 	
Sustainable & Fair Economy		<ul style="list-style-type: none"> ○ 1-1-3 Add: Finance, space, human resources, taxes, and policies ○ 1-1-5 Delete ○ 1-3-3 Add: Finance, space, human resources, taxes, and policies 	
Low-carbon Energy		<ul style="list-style-type: none"> ○ 1-2-1 Add: By household ○ 1-2 implementation plans for all targets: Yearly strategies <ul style="list-style-type: none"> Ex) Shall be improved by 1% compared to the previous year. 	
Global Commodities		<ul style="list-style-type: none"> ○ Add: 1-1-3 Reuse of sewer and rainwater 	
Sustainable Cities/ Suburbs		<ul style="list-style-type: none"> ○ Add: 4-1-3 Fire insurance purchase rate and recovery rate ○ Add: 4-1-4 Accident/disaster preparation training and participants to population ○ 4-1-3 Measures for continuous function plans <ul style="list-style-type: none"> - The function should not be interrupted for fast recovery in case of a disaster - Participate in emergency cases and consulting for manual planning. 	
Governance and Implementation			

Interested Group	Enterprises/Industries	Date Created	Aug 25, 2021
Other Suggestions			
Participants	<p>N. Park (Solar Power Generation Expert), H. Yoo (Hongje-1-dong Civil Government), S. Kim (Office Worker, Civil Participatory Budget), H. Yoo (College Student), K. Baek (Self-employed), H. Gwon (Self-employed)</p> <p>H. Bae (Standing Director, Geummorae Sinhyup), E. Ha (President of Band (Foundation)), M. Park (Chairman, Association of Seodaemun District Leaders)</p> <p>J. Lee (Food Committee), J. Baek (Sinchon-dong Saemaeul Women's Association), J. Lee (Dept. of Job Economy), M. Kwon (Secretary General, Chamber of Commerce), Ho. Hong (Chairman of Society of Merchants), S. Lee (Ph.D. of Environmental Engineering), W. Lee (Chairman of Energy Independence Village), R. Park (Chairman of Namgajoa-2-dong Civil Government Committee)</p> <p>Committee: S. An, P. Baek, C. Kim</p>		

Interested Group	Labor Workers	Date Created	Sep 1, 2021
General Opinion	Implementation Systems		
	Evaluation Systems		
	Other		
Opinions and Suggestions for Goals/ Indicators of Topic Areas (Draft)	Human Wellbeing and Capacities	2-1-1 Reimbursing public health card issue fees when the public health center does not issue public health cards due to COVID19.	
	Food Security		
	Sustainable & Fair Economy	<ul style="list-style-type: none"> ○ Add 'Labor' to the topic - Sustainable and fair systems and labor. ○ Add 1-4 Sustainable and safe labor environment. ○ Maintain employment after supporting with 1-1-3 Implementation Plan. ○ Change to 1-2-5 Occupational Accident Insurance and Employment Insurance for the Social Weak (ed: special employment, platform labor, etc.). ○ Add 1-4-1 Industrial accident rate. ○ Add 1-4-2 Labor union organization union. ○ Add 1-4-3 Labor right and benefit for harassment at work, etc. ○ Provide incentives to businesses using multi-use containers with 2-2-4 Implementation Plan. ○ Install collection systems for milk cartons, etc. and provide user points with 2-2-4 Implementation Plans. 	
	Low-carbon Energy		
	Global Commodities	○ Construct infrastructures, such as electric charge stations, with 1-1-5 Implementation Plans.	
	Sustainable Cities/ Suburbs	○ Expand opening of spaces in the evening and on holidays for working students with 2-1-2 Implementation Plans.	
	Governance and Implementation	○ Add 'Labor Division' to Civil-Public Agreement Meeting with 3-3-4 Implementation Plans.	
	Other Suggestions		
Participants	<p>H. Kim (Credit Recovery Committee), Y. Ryou (Part-time), K. Choi (Gujeong Research Team)</p> <p>J. Lee (Dept. of Job Economy), J. Kim (Korean Confederation of Trade Union, Seoul Office), S. Choi (President, Seodaemun General Labor Worker Support Center), S. Seo (Chairman, Hongseun-1-dong Civil Government Committee)</p>		

Interested Group	Senior	Date Created	Aug 23, 2021
General Opinion	Implementation Systems	○ Show consideration for senior (residents) at a certain age or older to participate in the discussion and communication platform or decision-making structure in proportion to senior population.	
	Evaluation Systems	○ Show consideration for senior (residents) at a certain age or older to participate in the discussion and communication platform or decision-making structure in proportion to senior population. / Add senior welfare experts (local, educational sector, etc.) to the groups of participants.	
	Other	○ Search various forms of integration activities to relieve generation conflicts between young men/women and senior.	
Opinions and Suggestions for Goals/ Indicators of Topic Areas (Draft)	Human Wellbeing and Capacities		
	Food Security	<ul style="list-style-type: none"> ○ Guarantee accessibility to healthy food for the social weak through Target 1-2: : There shall be efforts to enhance supply of eco-friendly farm/livestock/fishery produce to senior. ○ Add 2-2-4 Eco-friendly farm produce usage at Senior Rehabilitation Facilities, Senior Welfare Centers, and other senior facilities. ○ 2-2-5 Food development and supply programs for senior (super-old senior). 	
	Sustainable & Fair Economy	<ul style="list-style-type: none"> ○ Target 1-2: Expansion of various jobs by expanding support for the social weak : Appropriate jobs and activity distance for senior in Seodaemun-gu to improve the quality of life of senior. ○ 1-2-6: Expansion of development and provision of jobs for senior / (No. of Jobs/Development Rate Indicator). ○ Target 2-2: Expansion of reuse/recycling to enhance circulation of resources : Revitalization of resource recycling to induce active participation and activities of senior residing in Seodaemun-gu for protection of natural environment of Seodaemun-gu. ○ Programs: Active participation in senior jobs and recycling / Support for various activities (activity spaces, etc.) / Currently collecting ice packs and will participate in the use of sharing cups in the future. 	
	Low-carbon Energy		
	Global Commodities		

Interested Group	Senior	Date Created	Aug 23, 2021
Opinions and Suggestions for Goals/ Indicators of Topic Areas (Draft)	Sustainable Cities/ Suburbs	<ul style="list-style-type: none"> ○ Target 1-1: Enhance civil convenience through traffic environment improvement project to improve public transportation and road safety for the social weak and provide public traffic systems for the right prices. ○ Need to add statistical breakdown to each indicator by age. ○ Target 2: Construction of traffic systems and expansion of mode of transportation. <ul style="list-style-type: none"> ① Seodaemun-gu has homes on highlands (ex: Around Hongeun Catholic Church, Hongeun Yuwon Apartments, etc.) and the pedestrian rights of senior cannot be guaranteed. Need to add moving walks, etc. ② Pedestrian rights of the traffic weak are seriously infringed on many streets due to standing signs, etc. ○ Target 2-1: Expand green and public places beyond the average of Seoul by 2030 for inclusiveness, eco-friendliness, and civil accessibility. ○ Target 4-1: Significantly reduce casualties and financial loss by accidents and develop and implement integrated crisis control for urban disasters by 2030 with focus on protection of the poverty class and social weak. <ul style="list-style-type: none"> : There shall be measures to protect the safety of senior at times of disasters more actively (more attention to senior). ○ Programs: Supply emergency bells and safety bells. ○ 1-2-4: Survey of satisfaction with pedestrian environment / User satisfaction survey. ○ 1-2-3: Everyday bicycle usage / Add age brackets to the scale of satisfaction. ○ 2-1-4: Need to add statistics by age to satisfaction with local environment. ○ 2-1-3: Need to add statistics by age to universal designs. ○ Goal 5: Respect diversity of urban community and establish identity of local culture <ul style="list-style-type: none"> : Need to attract and expand the use of cultural and sports facilities by senior. ○ Proposal: Culture/Sports Programs – Discounts for senior over 70 years of age. ○ Proposal: Health and sports facilities for senior only. 	
	Governance and Implementation	<ul style="list-style-type: none"> ○ Target 1-1: Improve local safety grade to create a society safe and peaceful for all <ul style="list-style-type: none"> : There shall be more efforts for everyday safety of social weak, such as single senior, disabled, etc. ○ Programs: Supply emergency bells and safety bells. 	

Interested Group	Senior	Date Created	Aug 23, 2021
Opinions and Suggestions for Goals/ Indicators of Topic Areas (Draft)	Governance and Implementation		<ul style="list-style-type: none"> ○ Target 2-3: Disclose quality information for civil participatory systems and governance : There shall be efforts to disseminate various information for SDGs and everyday life to senior at the right time or educate them for different situations. ○ Indicator 2-3-3: Satisfaction with information use, satisfaction with accessibility / by age. ○ Develop and supply various educational programs on digital information. ○ Develop and supply senior guide programs for local information and government services. ○ Target 3: Secure implementation measures for sustainable development : Civil cooperation and sponsorship should be supported for sustainable execution of SDGs. There shall be indicators to secure private funds and measure efforts for expansion with businesses for senior. ○ 3-2-1: Private funds in Seodaemun-gu / Add fund-raising-sponsorship (increment).
Other Suggestions			<ul style="list-style-type: none"> ○ There shall be efforts to discuss the rights to choose dignified death for senior when they can no longer survive in dignity. ○ There was opinion that the suggestion to expand jobs for senior in the Sustainable and Fair Economy area should be transferred to Target 1: Reduction of poverty and relief of inequality in income under Human Wellbeing and Capacities. (Jobs for senior is a type of welfare whose ultimate goal is to achieve positive changes to senior life (improvement of physical, emotional, and psychological functions), not the 'jobs' themselves.) ○ Health during senescence is essential for an active senior life. Individuals and local communities should pay attention to show consideration for healthy life during senescence. There are methods, indicators, and services to ensure organic operation of various public health and care services and to take care of the health and prevent the hazards of senior residing in Seodaemun-gu. They shall be integrated and interpreted as a all. Currently, it is too fragmented (administrative systems, etc.) and listed to provide a coherent alternative. We should pay attention to three aspects for successful senescence of senior residing in Seodaemun-gu (based on various theories on senior welfare): <ul style="list-style-type: none"> - Healthy senescence and aging - Everyday habit control and secondary prevention / Quit smoking, balanced nutrition, weight control, lifestyle disease risk factor control, and regular exercise to pursue healthy life without diseases. - They should be assisted to live a life that is psychologically satisfying so they can feel happy, reflect on their lives positively (retrospectively), and maintain emotionally warm and stable relationships with families, friends, and neighbors with various systems. They should also receive opportunities to contribute to the local society. - There should be efforts to guarantee financial stability. Their senior life should be guaranteed and various related information should be provided actively. The Senior Division discussed the above three aspects and the insufficient information should be supplemented in the future.

Interested Group	Senior	Date Created	Aug 23, 2021
Participants	<p>H. Lim (Reporter, Seodaemun Madang), Y. Park (Dementia Care Center), B. Choi (Women-friendly City Commission)</p> <p>J. Ha (Dept. of Senior Welfare), S. Kim (Daehan Society of Senior, Seodaemun-gu Branch), B. An (Seodaemun Senior Club), I. Moon (Chairman of Hongje-3-dong Saemaeul Center), H. Shim (Chairman, Bugahyeon Association of District Leaders), S. Jang (Vice-chairman, Bugahyeon Association of District Leaders), J. Kim (Seodaemun 50+ Center), S. Lee (Seodaemun 50+ Center), J. Lim (Hongje-2-dong Civil Government)</p>		

Interested Group	Civil Organizations	Date Created	
General Opinion	Implementation Systems	<ul style="list-style-type: none"> ○ Human Rights: It should be discussed again two years later whether it will be discussed as a part of Target 4: 'Human Wellbeing and Capacities' or 'Integrated and Inclusive Governance and Implementation.' ○ Healthy food and food security: There should be specific vision and systems for food sanitation and safety control. ○ Seodaemun-gu agreement projects should be discovered and selected in relation to the Implementation Systems and the implementation should be evaluated and improved through coherence with Seodaemun-gu SDGs. 	
	Evaluation Systems		
	Other	<ul style="list-style-type: none"> ○ Suggestion: Healthy food and food security: Need to discuss implementation of factory-style urban farming (Smart Farm, etc.) policy. Additional goals should be established two years later considering more issues related to food safety and sanitation. ○ Mostly focused on disability/immigrants, but 'North Korean settlers' should be added. ○ Sustainable development of cities and suburbs: The goals and indicators of Target 5" 'Respect diversity of urban community and establish identity of local culture' do not include respect of diversity of urban community. Need to discuss later. 	
Opinions and Suggestions for Goals/ Indicators of Topic Areas (Draft)	Human Wellbeing and Capacities	<ul style="list-style-type: none"> ○ 2-2-6: Local health examination rate ○ 2-3-3: Psychological counseling rate ○ 2-4-2: Rate of teenager participants in sexual health prevention training ○ 3-1-1: Rate childcare center usage (national/public/private/domestic) ○ 3-1-2: Rate of kindergarten usage (national/public/private/domestic) ○ 3-3-2: Rate of participants in lifelong education programs (add statistics by educational background). ○ 4-2: Representation of social weak (women, disability, and immigrants) in the decision-making process. 	
	Food Security	<ul style="list-style-type: none"> ○ Suggestions: Need to discuss implementation of factory-style urban farming (Smart Farm, etc.) policy. Set additional goals for two years later considering more issues related to food safety and sanitation. 	

Interested Group	Civil Organizations	Date Created	
Opinions and Suggestions for Goals/ Indicators of Topic Areas (Draft)	Sustainable & Fair Economy		<ul style="list-style-type: none"> ○ 1-1-3: Support for small/medium enterprises/small merchants (low income) ○ 1-2-6: Job creation and duration of service ○ 1-3-1: Socioeconomic scale (revenues / rate / duration) ○ 2-2-3: Food waste recycling rate ○ 2-2-4: Businesses and educational facilities that entered spontaneous agreements to reduce disposable materials.
	Low-carbon Energy		
	Global Commodities		
	Sustainable Cities/ Suburbs		<ul style="list-style-type: none"> ○ The goals and indicators of Target 5" 'Respect diversity of urban community and establish identity of local culture' do not include respect of diversity of urban community. Need to discuss later.
	Governance and Implementation		<ul style="list-style-type: none"> ○ 1-1-3: Victims of child/juvenile/domestic/work abuse (sex/disability/immigrants) ○ 1-1-4: Human rights infringement reports at Human Rights Center ○ 2-3-3: Informatization training programs and participation rate (sex/age/disability/ immigrants)
Other Suggestions			<ul style="list-style-type: none"> ○ Policy discussions should discuss the records of Seodaemun-gu and the goals and indicators before the research team suggests goals and indicators. ○ The opinion of each interested group should be discussed by topic before the following procedure. ○ The announcements of major services shall be posted on Website and text-messages to the civil leaders (agreement members, civil government members, members of civil participatory budget, representatives of residents, community leader, etc.). Also, an open discussion room should be available on the Website for active communication.
Participants	R. Choi (Operating Member of Seodaemun-gu Maeulnet), Lee (Advisor, Civil Organization), G. Lee (Operating Member of Seodaemun-gu Maeulnet), Y. Park (Lohas), H. Lee (Samsamohoh)		

Interested Group	Children/Adolescence	Date Created	sep 3, 2021
General Opinion	Implementation Systems	<ul style="list-style-type: none"> ○ Need to check whether all information is shared with the working group. ○ Need to ensure understanding and participation of responsible government officials for each indicator and share of contents with them. 	
	Evaluation Systems	<ul style="list-style-type: none"> ○ Need to ensure participation of children and adolescence for the indicators related to them. ○ Guardians of children and adolescence and parents related to each indicator need to participate in discussion and communication platform to gather opinion. 	
	Other	<ul style="list-style-type: none"> ○ Need to expand physical space and measure quality of services in relation to satisfaction with kindergartens and childcare centers. ○ Teacher-to-child ratio related to satisfaction with kindergartens and childcare centers can be the alternative measure. 	
Opinions and Suggestions for Goals/ Indicators of Topic Areas (Draft)	Human Wellbeing and Capacities	<ul style="list-style-type: none"> ○ 2-1-1: Use of public health institutions (public health centers, etc.) (sex/age/ disability/immigrants/type of disease) ○ 2-3-1 Suicide rate (sex/age/disability/immigrants) ○ 2-3-2 Depression due to COVID19 (sex/age/disability/immigrants) ○ 2-3-3 Addiction to Smartphone/gambling of children/adolescence of Seodaemun-gu (sex/age) ○ 2-3-4 Satisfaction of children/adolescence with residing in Seodaemun-gu (sex/age/disability/immigrants) ○ 2-3-5 Usage of Maeumchaeum (public counseling center) (sex/age/disability/immigrants) ○ 2-3-6 Satisfaction with Maeumchaeum (public counseling center) (sex/age/ disability/immigrants) ○ Target 4-3: Improvement of public services to guarantee human rights of children and adolescence outside public education ○ 4-3-1: Children/adolescence outside public education (sex/age/disability/immigrants) ○ 4-3-2: Children/adolescence services outside public education (sex/age/disability/immigrants) 	
	Food Security		
	Sustainable & Fair Economy		
	Low-carbon Energy		
	Global Commodities		

Interested Group	Children/Adolescence	Date Created	sep 3, 2021
	Sustainable Cities/ Suburbs		<ul style="list-style-type: none"> ○ Target 1-1: Enhance civil convenience by improving the traffic environment to expand public transportation for the social weak, improve road safety, and provide public transportation systems at fair prices. ○ 1-1-1: Distribution of public transportation (by sex/age/disability/immigrants/ district) ○ 1-1-2: Public transportation for residents (by sex/age/disability/immigrants/ district) ○ 1-1-3: Public transportation for the social weak (by sex/age/disability/ immigrants/district) ○ 1-1-5: Traffic accident rate (by sex/age/disability/immigrants/district) ○ 1-2-3: Everyday bicycle usage (by sex/age/district) ○ 2-1-4: Universal designs (by sex/age/disability/immigrants/district) ○ 5-1-1: Rate of budgets for culture and sports (%) (sex/age/disability/immigrants) ○ 5-1-2: Cultural spaces within Seodaemun-gu (culture and arts spaces per 100,000 people), number of culture and arts performances per year (number of audience per performance), rate of programs for each target (sex/age/disability/ immigrants) ○ 6-1-5: Use of shelters (sex/age/disability/immigrants/ children and adolescence victims of violence/female victims of violence)
	Governance and Implementation		
Other Suggestions			○ The participants and interested parties of discussions related to Seodaemun-gu's development plans should not discuss the same topics all the time, but connect opinion and gather and integrate resources through continuous participation.
Participants			H. Park (Jongno-gu Multicultural Family Support Center), H. Jeong (Student, Participated in Gyeongnam Study on Care), R. Cho (Seochobanka), H. Lee (Child/Juvenile Counseling), W. Park (Office Worker), J. Heo (Myeongji Childcare Center), A. Lee (Ph.D. in Child Studies), A. Kim (Dept. of Children/Adolescence), G. Cho (Hongseon Adolescence Cultural House), Y. Han (Seodaemun-gu Adolescence Welfare and Counseling Center), Y. Cho (Hongje-1-dong Association of District Leaders), H. Choi (Namgajoa-1-dong District Leaders), B. Tak (Food Committee), Y. Kim (Public Meal Center), W. Yang (Namgajoa-2-dong Civil Government), Y. Kim (Association of District Leaders), Y. Han (Food Committee), Committee: Jin Wook Kim, Hee Sook Kang

Interested Group	Women	Date Created	Sep 6, 2021
General Opinion	Implementation Systems		
	Evaluation Systems	<ul style="list-style-type: none"> ○ It was preemptive that we made an open discussion and communication platform for sustainable development. It was meaningful for the people to discuss the topics and talked about the indicators to set up goals for the administration. ○ It was meaningful that we organized the gender equality division separately. 	
	Other		
	Opinions and Suggestions for Goals/ Indicators of Topic Areas (Draft)	Human Wellbeing and Capacities	<ul style="list-style-type: none"> ○ 2-3-1: Added specific data by sex, age, disability, single-parent family, and immigrant to the suicide rate . ○ 2-4-1: Sexual health records including pregnancy and childbirth are necessary for the sexual health/examination rate. ○ Suggestions: The local district executes the childcare funds for women with disability very well. It is suggested that the Ministry of Public Health and Welfare's disability-friendly women's clinic within the district.
Food Security		<ul style="list-style-type: none"> ○ We suggest deleting Goal 3. Goal 3 is redundant with the existing goals and Goal 1 and Goal 2 can be combined. ○ 'School meals' in 2-1 is limited to school meals only, so we suggest replacing it with school means, etc. or public meals, etc. ○ We suggest adding 3-1-1 and 3-1-2 to the indicators of Target 1-1 and 3-1-3 to the indicators of Target 2-3. 	
Sustainable & Fair Economy		<ul style="list-style-type: none"> ○ We need resource circulation training and green consumption training. We suggest adding green consumption (separation of trash, recycling, reuse, and consumption of green products) and training records to the indicators of Target 2-3. It is important to promote green consumption, but it is necessary to train people to choose green consumption and track the training records. ○ We suggest adding 2-3-4 to add green consumption records (scale, budget, and programs) and rate of participation (sex, age, disability, etc.) to the indicators. ○ We suggest adding 'everyday waste, construction, waste, and industrial waste' to the indicators of waste recycling rate in 2-2-1. The amount of waste can only be reduced and the detailed plans can be established when we identify the recycling rate by the type of waste. 	

Interested Group	Women	Date Created	Sep 6, 2021
Opinions and Suggestions for Goals/ Indicators of Topic Areas (Draft)	Sustainable & Fair Economy	<ul style="list-style-type: none"> ○ We suggest adding 'by type of employment' to 1-2-3 Employment. We can support the social weak based on their needs only when we identify the type of employment, either regular or non-regular positions, regardless of the demographics. ○ We suggest correcting 1-3-1: Socioeconomic scale to Socioeconomic 'records.' We suggest adding indicators by socioeconomic revenue, type of business, and participant. 	
	Low-carbon Energy		
	Global Commodities		
	Sustainable Cities/ Suburbs	<ul style="list-style-type: none"> ○ Add sex, age, and disability, besides district, to the indicators of 1-2-3. The current use of bicycles is based on men, but the bicycles should be easy for anyone to use. ○ We suggest adding demographical (sex, age, disability, etc.) indicators to 1-1, 2-1-3, 3-1-2, 4-1-1, 6-1-1, 6-1-3, and 6-1-4. ○ We suggest adding local culture and art professionals to the indicators of Target 5-1. When we identify the local artists, we can seek the ways to share culture and art within the local region. ○ We suggest adding fire insurance purchase rate to the indicators of Target 4-1. Damage can be reduced when we identify fire insurance purchase rate in addition to the fire damage records. ○ We suggest adding urgent housing funds to the indicators of Target 4-1-1. 	
	Governance and Implementation	<ul style="list-style-type: none"> ○ We suggest correcting 1-1-3 to victims of violence and adding by sex, disability, immigrant, child/adolescence, age, and type (domestic, special, at work) to the indicator. We can suggest adding the programs in need only when we identify the types of various cases of violence that occur in the local area. ○ Add indicators by demographics to 2-1-2. ○ Add indicators by demographics to 3-3-3. 	
Other Suggestions	<ul style="list-style-type: none"> ○ We suggest affordable healthy food for single households or low-income households in regards to 2. Healthy Food and Food Security. We suggest low-income programs to supply lunchboxes through local restaurants (in relation to food coupons). ○ We suggest energy-saving training and programs concerning the effect of extensions in regards to 4. Low-carbon Energy Supply and Universal Approach. 		

Interested Group	Women	Date Created	Sep 6, 2021
Participants	<p>S. Lee (Housewife), M. Park (Everyday Free-tax), W. Gong (Energy Planning Research Assistant), E. Lee (Graduate Student, Service Labor), J. Choi (English Instructor), R. Jung (Housewife)</p> <p>J. Jung (Dept. of Women and Families), H. Seo (Open Women Center), S. Park (Seodaemun Female Resource Development Center), G. Choi (Hongje-1-dong Civil Government), S. Song (Hongeun-2-dong District Leader), H. Kim (Hongeun-2-dong District Leader), B. Lee (Sinchon-dong Volunteer Camp), S. An (Safe Food Guards), H. Kim (Hongeun-1-dong Association of District Leaders), G. Gwak (Safe Food Guards), J. Shin (Yeonhi-dong Association of District Leaders), Y. Kim (Yeonhi-dong Association of District Leaders)</p> <p>Committee: G. Yoon, S. Lee</p>		

Interested Group	Multicultural/Immigrants	Date Created	Sep 1, 2021
General Opinion	Implementation Systems	<ul style="list-style-type: none"> ○ Immigrants, multifamily families, and foreign residents are some of the terms that refer the same thing and need to be unified. ○ It is good that the immigrants are included in the indicators in regards to basic wellbeing, economy, and job creation to help them settle in Korea as marriage immigrants and center employers, and their opinion should be reflected. ○ We need understanding of immigrant (marriage immigrant) countries (cultures). / We need to raise awareness in regards to cultural diversity. ○ Direct opinion of marriage immigrants representing multicultural families is more important and it is necessary for the multicultural support center to make efforts for their participation. 	
	Evaluation Systems	<ul style="list-style-type: none"> ○ It is necessary to announce policies and disclose data in multiple languages. ○ Social consideration is necessary to reflect active opinion of immigrants by offering translators when they participate in committee meetings. 	
	Other	<ul style="list-style-type: none"> ○ It is necessary to provide (social/individual) guidelines and training to remember the place and method of evacuation in case of an accident/disaster. ○ It is necessary to include more inclusive policies or indicators reflecting local characteristics for multicultural children, North Korean settlers, Korean-Chinese immigrants, and international students. ○ SDGs and indicators reflected new developments and possibilities of Seodaemun-gu. 	
Opinions and Suggestions for Goals/ Indicators of Topic Areas (Draft)	Human Wellbeing and Capacities	<ul style="list-style-type: none"> ○ 3-4: Public aspect of urgent care and local childcare (new target). ○ 2-3-3: We suggest adding depression of immigrants/multicultural families due to pregnancy, childbirth, and childcare. <ul style="list-style-type: none"> - Suggestion: Multicultural immigrants' usually experience pregnancy and childbirth upon settlement in Korea, so they can suffer from stress and depression due to psychological: physical changes, limited information on pregnancy:childbirth, home sickness, and delayed adaptation to the Korean society (Korean language, culture, etc.). 	

Interested Group	Multicultural/Immigrants	Date Created	Sep 1, 2021
<p>Opinions and Suggestions for Goals/ Indicators of Topic Areas (Draft)</p>	<p>Human Wellbeing and Capacities</p>	<ul style="list-style-type: none"> ○ 3-2-2: We suggest adding multicultural awareness training to the rate of sustainable development programs (%) to the programs offered in Seodaemun-gu. <ul style="list-style-type: none"> - Suggestion: Multicultural awareness training currently offered at daycare/ kindergartens/schools for kindergarten children and elementary school students should be expanded to adults. In case of marriage immigrants, they are often insulted by lack of consideration when using counseling or services offered by public offices or educational institutions, so it is necessary to raise multicultural awareness for adults. ○ 3-4-1: Use of urgent care and afterschool childcare <ul style="list-style-type: none"> - Suggestion: Childcare is still resolved within families (grandparents, neighbors, acquaintances, etc.) in the Korean society in many cases, so it is necessary to expand the role of public sector. ○ 3-4-2: Use of childcare in schools and use of childcare outside schools <ul style="list-style-type: none"> - Opinion: When marriage immigrants want to find jobs or are working, they have their parents take care of their children or give up working due to childcare. Therefore, it is necessary to expand public support for the care of elementary school students as well as children under school age. - Identify by demographics (income, disability, immigration, sex, etc.). - Administrative opinion (Dept. of Women and Families): I-Care program is currently available for urgent care. / Also, daycare centers offer care services on an hourly basis, but it may not available immediately at times of need. - It is possible to identify the use of I-Care service by income for the distribution of urgent care, but it is difficult to extract indicators by sex, disability, and immigrant systematically and the use of other facilities should consider the identification standards of related institutions. 	
	<p>Food Security</p>	<ul style="list-style-type: none"> ○ 1-2: Guarantee accessibility to healthy food for the social weak. ○ 1-2-3: Include multicultural families to the target group. <ul style="list-style-type: none"> - Some indicators apply different definitions of the social weak, so the definitions need to be unified. ○ It is necessary to identify accessibility to information on how people comprehend and purchase eco-friendly food based on the types of eco-friendly produce marks. ○ 1-2: Expansion of various jobs by expanding the related programs for the social weak. 	

Interested Group	Multicultural/Immigrants	Date Created	Sep 1, 2021
Opinions and Suggestions for Goals/ Indicators of Topic Areas (Draft)	Food Security	<ul style="list-style-type: none"> ○ It is necessary to include employment and occupational training records for immigrants/ multifamily families (marriage immigrants). - It is necessary to provide customized training for immigrants/multifamily families (marriage immigrants) and identify the employment rate after training. - Educational budget, certificates/licenses, etc. 	
	Sustainable & Fair Economy		
	Low-carbon Energy		
	Global Commodities		
	Sustainable Cities/ Suburbs	<ul style="list-style-type: none"> ○ 1-1: Improve convenience by expanding public transportation, improving road safety, and providing public transportation systems at fair prices for the social weak. ○ 5-2: Urban community's respect for diversity and multicultural awareness for the local culture (survey, etc.). ○ 6-1: Safe housing at fair prices and basic services for all by 2030. ○ 1-1-3: Satisfaction with public transportation for the social weak (by district). <ul style="list-style-type: none"> - Guidebook in multiple languages ○ 5-2-1: Multicultural awareness ○ 6-1-4: Housing in Seodaemun-gu (by type, by district) <ul style="list-style-type: none"> - We are unsure whether it is possible to provide homes to everyone and the scope of "everyone." - Need to identify by class: Sex / age / disability / immigrant / income class 	
Opinions and Suggestions for Goals/ Indicators of Topic Areas (Draft)	Governance and Implementation	<ul style="list-style-type: none"> ○ Suggest inclusive opinion. ○ 2-3: Disclose quality information to reinforce the systems and governance for the participation of all citizens. ○ 3-3: Revitalization of civil-public partnerships for implementation of Seodaemun-gu SDGs. ○ Information disclosure in multiple languages. ○ Translation should be provided for immigrant/multifamily (marriage immigrants) members of committee. ○ 2-3-3: Rate of accessibility to information disclosure for the social weak. ○ 3-3-3: Need to set the indicators for immigrants in relation to volunteers: By demographics. 	

Interested Group	Multicultural/Immigrants	Date Created	Sep 1, 2021
Other Suggestions	○ In relation to the environment, marriage immigrants find it difficult to understand and follow the concept of recycling when settling in Korea. / Therefore, it is necessary to provide recycling training, provide information for awareness, develop indicators in regards to recycling.		
Participants	J. Son (Dept. of Women and Families), H. Gang (Multicultural Family Support Center), M. Lee (Member of Multicultural Family and Foreign Resident Commission), S. Yoon (Multicultural Family Support Center), Na (Multicultural Family Support Center)		

Interested Group	Disability	Date Created	Sep 1, 2021
General Opinion	Implementation Systems	<ul style="list-style-type: none"> ○ We suggest formulating basic income for Seodaemun-gu (growing number of single household, etc.). ○ It is necessary to make detailed approaches by the type of disability. ○ Development of a smart trash disposal app to reduce food waste disposal: When the volume of trash disposed by each household is recorded on the smart trash disposal app, the monthly volume of food waste is accumulated on the app to build up data. The data can be used to control the volume of trash from each household to give incentives or vouchers as much the volume of trash reduced on the app. This can create a vital cycle that encourages the people to purchase eco-friendly food. We can sponsor an IT company that can actively participate in building the statistics and raising the awareness and develop the app, and contribute to creating jobs at the same time. ○ National policy measures for the disabled: As the female groups gathered opinion to develop policy measures related to gender impact evaluation and budget, it would be desirable to check policy measures that can consider disabled and non-disabled at the same time when planning the urban area (Ministry of Land, Infrastructure, and Transport, Ministry of Foreign Affairs, etc.) without limiting the discussions to disability welfare policies (ex: evaluation of impact on non-disability, etc.). ○ As the degree of exposure to accidents/disasters varies by the type of disability, it is necessary to construct an alarm system along their traffic: In case of the hearing impaired, they cannot hear in many cases. It is necessary to improve the amenities and supply the mechanical equipment for the rescue activities. In particular, the hearing impaired can be isolated from the correspondence because they can hardly communicate with others. As 119 has no interpreter for them, it is necessary to sponsor building convenience equipment and facilities in urgent situations. In case of rural areas, it is possible to install emergency bells in the house to make automatic connections to 119 Central Control Station in case of accidents that occur in the house to shoot light rays or make urgent contacts with vibration on the mobile phones or to install the CCTV that is connected to the Central Control Station. 	

Interested Group	Disability	Date Created	Sep 1, 2021
General Opinion	Implementation Systems	<ul style="list-style-type: none"> ○ It is necessary to establish the Ordinances to establish and revitalize the fundamental plans for disability policies within Seodaemun-gu: It is necessary to make policy suggestions through Disability Welfare Committee, and they should be linked to the SDGs and indicators. The Disability Welfare Committee should consist of more than 50% of disabled members or disability expert members. ○ It is necessary to expand local public health institutions and provide home doctor services available at homes: Mapo-gu has a medical cooperative for home medicine. We suggest developing a cooperative of daily medical groups or the home doctor service systems that can dispatch medical practitioners to homes in connection to local private medical institutions, so the people who can hardly move or use private medical facilities (the disabled with severe disabilities, senior, etc.) can receive services at home. ○ The social weak and the experts lack awareness on and preparation for climate change. Training within the local community should be expanded for that reason. ○ In case of the hearing impaired, they cannot hear the sound of tap water closing to let the water leak without knowing. There are difficulties according to the type of disability. It is necessary to introduce smart systems, such as smart tap installation, in order to prevent leakage. ○ It is necessary to pay points in order to increase recycling. ○ It is necessary to install the Brailles on the pedestrian roads and control illegal piles and parking on pedestrian roads. ○ It is necessary to establish the rate of supply of public rental homes for the disabled. 	
	Evaluation Systems	<ul style="list-style-type: none"> ○ The indicators of social weak are categorized by demographical statistics, such as sex, age, type of disability, and immigrant. ○ When the disabled participate in the committee, it is necessary to show social consideration to arrange interpreters according to the type of disability and provide resources reflecting the communication tools according to the type of disability, so their opinion can be expressed actively. 	

Interested Group	Disability	Date Created	Sep 1, 2021
General Opinion	Other		<ul style="list-style-type: none"> ○ We suggest issuing coupons or vouchers so the low-income class can use the coupons to purchase healthy food. ○ The local infrastructures should be secured to ensure geographical accessibility for the disabled. It is necessary to produce and distribute local food store maps for Seodaemun-gu. ○ In order to provide healthy food to the adolescence/ senior/low-income social weak/disabled, it is necessary to dispatch meal helpers who can make condiments for single-family households or supply one lunchbox per day. ○ In order to respect the diversity of urban communities, it is necessary to produce video contents considering the vision/hearing impaired.
Opinions and Suggestions for Goals/ Indicators of Topic Areas (Draft)	Human Wellbeing and Capacities		<ul style="list-style-type: none"> ○ Separate statistics for the disabled for each indicator.
	Food Security		<ul style="list-style-type: none"> ○ 1-1-3: Eco-friendly food supply standards and agreements (carbon neutralization, certified eco-friendly farm/fishery produce, regional, farm households of disabled). ○ 1-2-2: Budget for eco-friendly food for the low-income class (sex/age/disabled/ immigrant). ○ 1-2-4: Construction of accessible infrastructure (rate of application of universal designs) (satisfaction of the disabled/senior).
	Sustainable & Fair Economy		<ul style="list-style-type: none"> ○ 1-2-3: Employment records by population and class (low-income class, short-term unemployment, women who have stopped working, sex/age/type of disability/ immigrant). ○ 1-3-2: Procurement of socioeconomic products (social enterprises, village enterprises, self-support enterprises, social cooperatives, disabled product sales facilities). ○ 2-3-4: Progress of and participation in green product consumption training (age, sex, disability, immigrant).
	Low-carbon Energy		<ul style="list-style-type: none"> ○ 1-3-1 Performance of energy welfare business (amount, rate), (age, sex, disability, immigrants).
	Global Commodities		
	Sustainable Cities/ Suburbs		<ul style="list-style-type: none"> ○ Target 1-1: Separation of statistics for the disabled for all indicators of civil convenience through improvement of traffic environment to expand public transportation for the social weak and provide public traffic systems for fair prices.

Interested Group	Disability	Date Created	Sep 1, 2021
Opinions and Suggestions for Goals/ Indicators of Topic Areas (Draft)	Sustainable Cities/ Suburbs	<ul style="list-style-type: none"> ○ Separation of statistics for the disabled and their families: 1-2-3: Use of bicycles/satisfaction with the environment, 1-2-4: Satisfaction with the pedestrian environment, 2-1-3: Satisfaction with regional environment, 3-1-2: Satisfaction with regional environment, 4-1-1: Number of casualties in fires, amount of damage, and occurrence of fires, 4-1-2: Grade 1 for the regional safety index, 5-1-2: Cultural spaces within Seodaemun-gu, 6-1-1: Rate of homes within non-residential buildings and rate of residents beside houses, 6-1-3: Rate of public rental homes to total home supply in Seodaemun-gu, 6-1-4: Housing in Seodaemun-gu 	
	Governance and Implementation	<ul style="list-style-type: none"> ○ 1-1-2 Rate of population feeling safe (sex/age/disability/immigrants) and satisfaction with security services ○ 2-1-1 Integrity of public offices (internal/external integrity evaluation) (sex/age/disability/immigrants) ○ 2-1-2 Efficacy and trust of local administration (sex/age/disability/immigrants) ○ 2-2-5 Rate of reflection of civil participatory budget and distribution of business ○ 3-3-1 Scale of Seodaemun-gu and civil society partnerships (amount, rate) (civil-public agreements, civil participatory budget, nonprofit organizations and Pulbburi funds for local community security commission) (distribution of business for SDGs topic areas) (sex/age/disability/immigrants) 	
Other Suggestions	<ul style="list-style-type: none"> ○ In fact, the topic titles were ambiguous. They did not feel very realistic, but each of the topics attracted attention little by little. Through several sessions of meetings, we were able to discuss each detail in depth and we learned many things we did not know. Through the seven discussion and communication platforms, it was possible to see that Seodaemun-gu would be able to take leadership for sustainable development. ○ Sustainable development is good, but the term is unfamiliar. We did not know much about it. It would be good to add more statistical data. If the related statistical data are constructed and discussed, we would be able to make specific and realistic discussions about sustainable development. ○ We participated in it with not much preparation. We were surprised to find out about what we did not know before. We were pressured to make active suggestions as experts representing the disabled. We believe that it would be better to think much about sustainable development and prepare well beforehand. Next time, we will try to learn more to be able to make more suggestions next time. We were able to gain interests in various areas. ○ We were able to think about the entire society and discover the weak links of the disability area. We need to learn about the local and international trends of sustainable development and gain understanding on Seodaemun-gu's SDGs. 		

Interested Group	Disability	Date Created	Sep 1, 2021
Participants	J. Seo (Dept. Social Welfare), J. Jung (Seodaemun Welfare Center for the Disabled), G. Yoon (Seodaemun General Welfare Center for the Disabled), J. Kim (Seodaemun Welfare Center for the Deaf), S. Jang (Seodaemun Welfare Center for the Deaf), Y. Oh (Welfare Committee for the Disabled), G. Kim (Welfare Committee for the Disabled)		

Interested Group	Volunteer	Date Created	Sep 3, 2021
General Opinion			
	Implementation Systems		
	Evaluation Systems		
	Other		
Opinions and Suggestions for Goals/ Indicators of Topic Areas (Draft)	Human Wellbeing and Capacities	<ul style="list-style-type: none"> ○ Motivation with volunteer activity hours. ○ Expansion with professional volunteer mentoring. ○ Inclusion of immigrants in civil government, etc. ○ Inclusion of disabled and immigrants in indicators. ○ Inclusion of disability and immigration in activity area and activity period. 	
	Food Security	<ul style="list-style-type: none"> ○ Expansion of eco-friendly food to all people. ○ Residents' gardens and urban farming at ecoparks. ○ Seodaemun-gu's unique eco-friendly certification system. 	
	Sustainable & Fair Economy		
	Low-carbon Energy	<ul style="list-style-type: none"> ○ Expansion of installation of charging stations for electric vehicles. ○ Reviewing unbalanced policies for shared housing and low-level housing. ○ Long-term plans for recycling. 	
	Global Commodities	<ul style="list-style-type: none"> ○ Efficient management of the ecosystem of Mt. An and Hongje Stream and information disclosure shared on Seodaemun Madang and Website. ○ Safety measures and alerts for landslide with civil volunteers. ○ On-going and regular volunteer activities required to inspect the safety of rivers and landslides. 	
	Sustainable Cities/ Suburbs	<ul style="list-style-type: none"> ○ Urban planning to preserve storytelling of everyday spaces, including damaged historical and regional community facilities. ○ Construction of operating systems for civil access to sports centers, etc. ○ Securing public facilities and civil spaces per 10,000 people. 	
	Governance and Implementation	<ul style="list-style-type: none"> ○ Operation of civil volunteer centers for professional volunteer mentoring and integration with volunteer community centers with are independent and accessible. ○ On-going training systems to expand civil participation in professional volunteer activities. ○ It is necessary to establish a volunteer school to improve satisfaction with volunteer activities for on-going lifelong education of private volunteers. 	

Interested Group	Volunteer	Date Created	Sep 3, 2021
Other Suggestions	<ul style="list-style-type: none"> ○ Community activities for ongoing alarms related to water quality control for the water beneath the Hongje Stream part of Internal Circle Road. ○ We need Hongje Stream ecological community center for the activities of volunteers for Hongje Stream ecosystem. ○ We need places for realistic PR for carbon emission, etc. ○ Request for MOU in relation to the installation to large buildings with solar panels. ○ Mileage benefits for recycling. 		
Participants	<p>W. Oh (Hongjewon Hyundai APT Representative), Y. Kim (Dept. of Civil-Public Agreement), J. Lee (Welfare Center for the Deaf), H. Ji (Yeonhi-dong Volunteer Camp), C. Gwon (Hongje-3-dong Juvenile Guidance Commission), L. Kim (Bukgajoa-2-dong Association of District Leaders), Jung (Bukgajoa-2-dong Association of District Leaders), B. Choi (Hongeun-1-dong), S. Seo (Cheonyeon-dong), G. Park (Cheonyeon-dong), L. Kim (Bukgajoa-2-dong), H. Gwon (Hongje-3-dong), B. Lee (Shinchon-dong)</p>		

Interested Group	Young Men and Women	Date Created	Aug 26, 2021
General Opinion	Implementation Systems	○ If the research team and facilities are subscribed within the district, the discussions would be made from a closer perspective.	
	Evaluation Systems	○ We would like to see tools or resources for better understanding of discussion process. ○ Factors to revitalize and attract more people to the discussion and communication platforms: To enhance participation rate and gather opinion. ○ It would have been better to subscribe the interested groups in relation to the schools or institutions within Seodaemun-gu.	
	Other	○ Young men and women tend to be focused on unmarried people and working class, but it would be nice to raise social awareness to consider various classes of young men and women. ○ Future discussions on policies or projects, related government officials would participate to make active suggestions more efficiently.	
Opinions and Suggestions for Goals/ Indicators of Topic Areas (Draft)	Human Wellbeing and Capacities	○ 2-3-1: Addition of statistics on suicide rate categorized by sex, age, disability, and immigrants. ○ 2-3-2: 'Due to COVID19' deleted for addition of statistics categorized by sex, age, disability, and immigrants. ○ 2-3-3: Survey of psychological counseling by demographics / type of counseling.	
	Food Security	○ 2-2-3: Addition of rate of diseases related to food (food poisoning, etc.).	
	Sustainable & Fair Economy	○ 1-1-2: Addition of statistics by one-person enterprises and number of employees to the number of companies. ○ 1-2-3: Addition of care providers to categories.	
	Low-carbon Energy		
	Global Commodities	○ 3-1-2: Addition of civil awareness on climate crisis (by energy conversion/food/ biodiversity, etc.).	
	Sustainable Cities/ Suburbs	○ 1-2-4: Addition of indicators on the use of pedestrian roads and satisfaction. ○ 1-2-4: Satisfaction survey by demographics. ○ 1-2-5: Reflection rate of traffic impact evaluation on traffic policies.	

Interested Group	Young Men and Women	Date Created	Aug 26, 2021
Opinions and Suggestions for Goals/ Indicators of Topic Areas (Draft)	Governance and Implementation	<ul style="list-style-type: none"> ○ It is necessary to develop specific programs to enhance self-efficacy with projects to improve the quality of mental health and expand lifelong education. We suggest reviewing it first when discussing the following year's business policies and plans in relation to career and employment. ○ As the media shows unhealthy food, such as instant food, and overeating, the adolescence easily exposed to it can easily imitate it. We need entertainment shows to encourage consumption of healthy food (cooking classes, digital contents). ○ Energy voucher suggested for to provide universal energy services to all people. ○ The solution for socially isolated low-energy young men and women (NEET) suggested as priority agendum for the next discussion and communication platform for implementation plans. ○ Still low compared to the severity of climate crisis. ○ Everyday bicycle trails should be added to regular roads to create a space not intruded by pedestrians or cars. ○ It is necessary to review whether the facilities with drive-through affect the existing public traffic systems. ○ It is necessary to carefully review the information on education and projects offered by the district, operating hours, and locations to ensure and guarantee participation of various interested parties. 	
Other Suggestions			
Participants	H. Jang (Student, Young Men and Women's Club on Climate Change), J. Lee (Dept. of Social Economy), J. Kim (Young Men and Women Network), H. Lee (Young Men and Women Network), G. Seo (Cheonyeon-dong Welfare Association of District Leaders), G. Park (Cheonyeon-dong Autonomous Disaster Control Team)		


2. Results of 2019-2023 Seodaemun-gu Sustainable Development Goal (SDGs) Civil Awareness and Priority Goal Survey

- **Purpose:** To introduce 'Seodaemun-gu SDGs (Draft)' and survey which goals are most interesting for the people of Seodaemun-gu.
- **Survey Period:** Sep 16, 2021–Oct 8, 2021
- **Subjects:** Responded by 365 people of Seodaemun-gu (95% reliability level, 5.14% sampling error)
- **Survey Method:** Online survey (mobile, email)

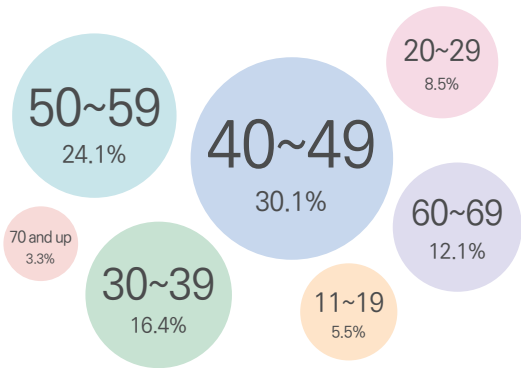
Distribution of Responders




Male
39.5%




Female
60.5%



Disabled
3.3%



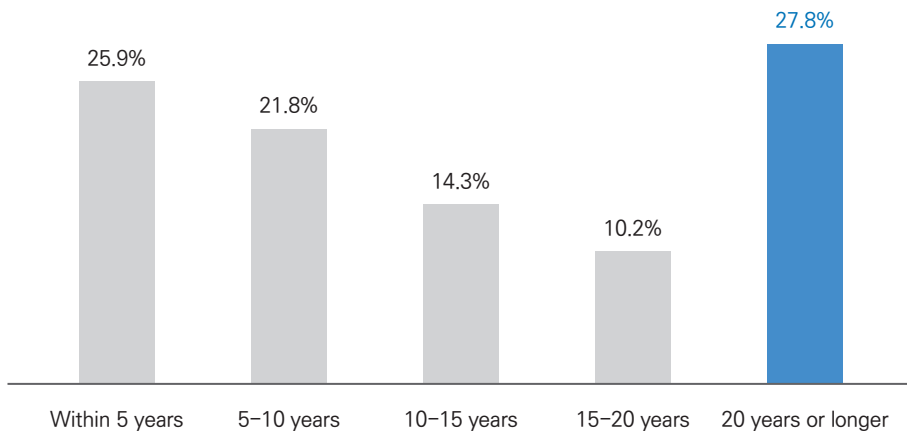
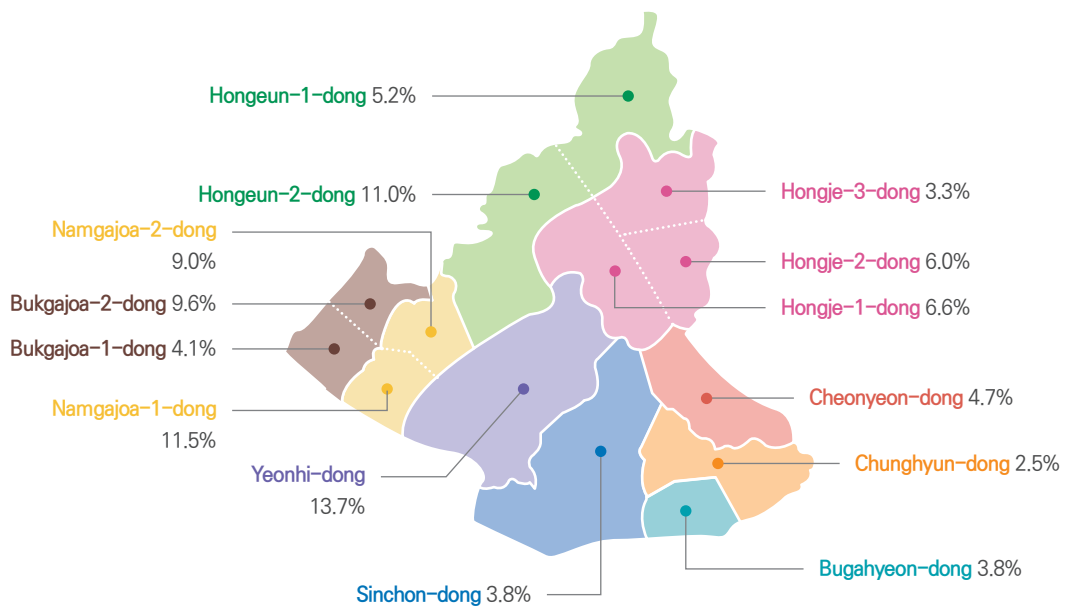
Not Disabled
96.7%



Republic of Korea
99.2%

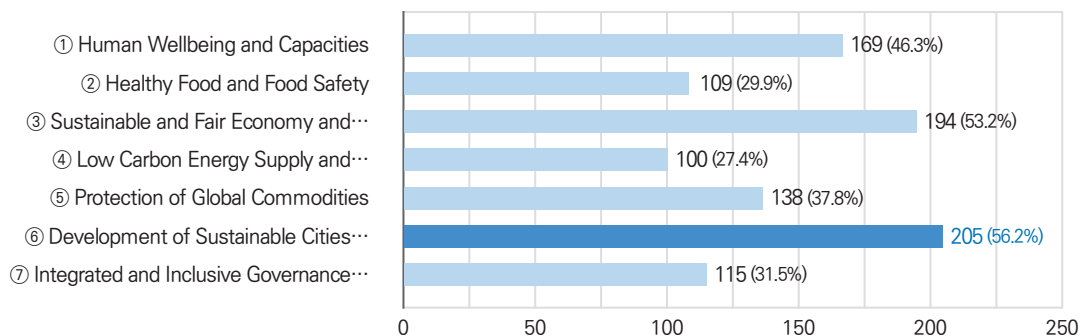


Other Country
0.8%

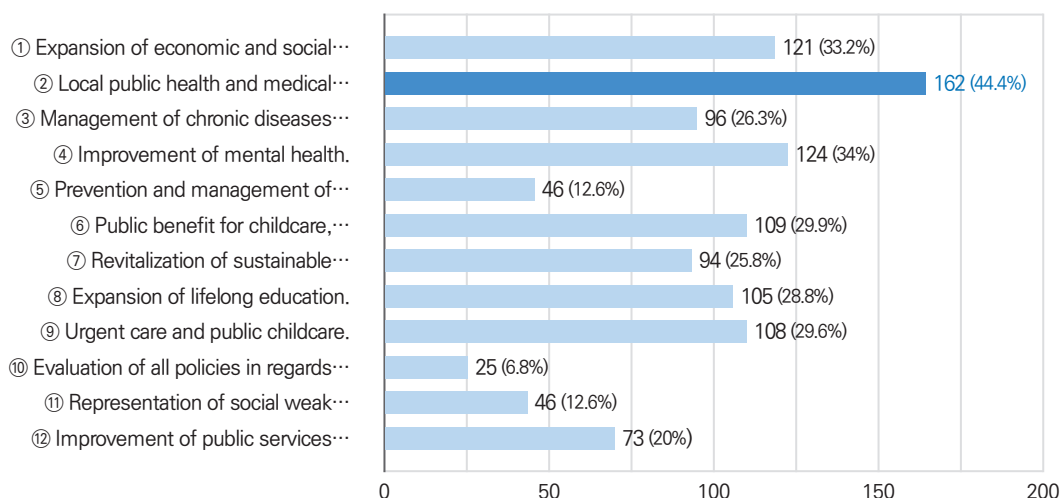


- Priorities among the seven transformation areas: Human Wellbeing and Capacities, Sustainable and Fair Economy and Labor, and Development of Sustainable Cities and Suburbs
- Criticality of Each Area
 1. Human Wellbeing and Capacities: Public health institutions, sponsorship for low-income class, mental health
 2. Healthy Food and Food Security: Stable supply of food, food waste, food safety control
 3. Sustainable and Fair Economy and Labor: Resource recycling, jobs for the social weak, socioeconomic support/safe working environment
 4. Low-carbon Energy Supply and Universal Approach: Reduction of energy consumption
 5. Protection of Global Commodities: Prevention of pollution of rivers, harmful chemical control, greenhouse gas reduction
 6. Development of Sustainable Cities and Suburbs: Public spaces in eco-friendly/tolerant city, public transportation for the social weak, eco-friendly traffic
 7. Integrated and Inclusive Governance and Implementation: Local safety, transparent administration, civil participation

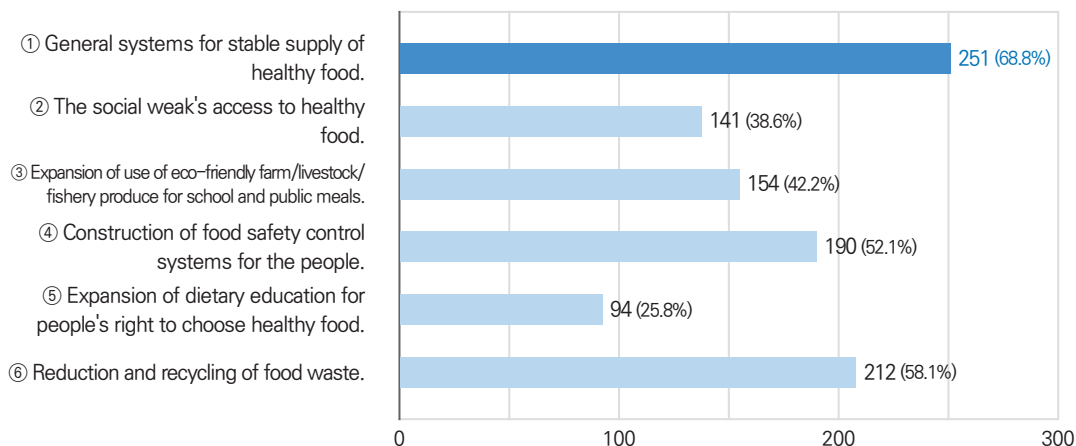
Priorities of Seven Transformation Areas



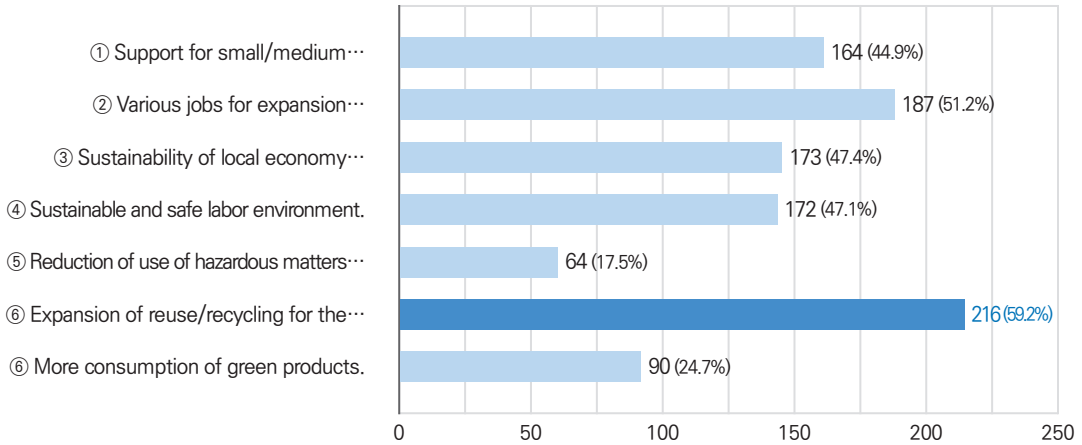
Importance of Policy Goals in Human Wellbeing and Capacities



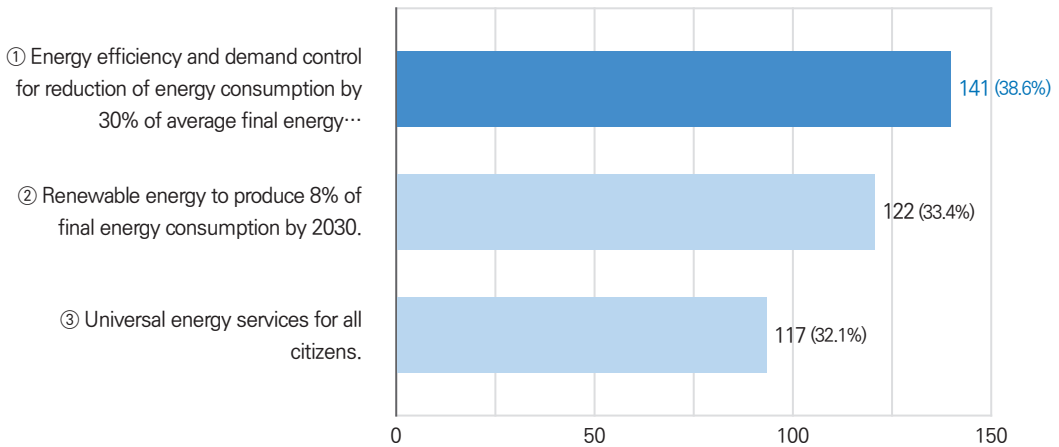
Importance of Policy Goals in Healthy Food and Food Security



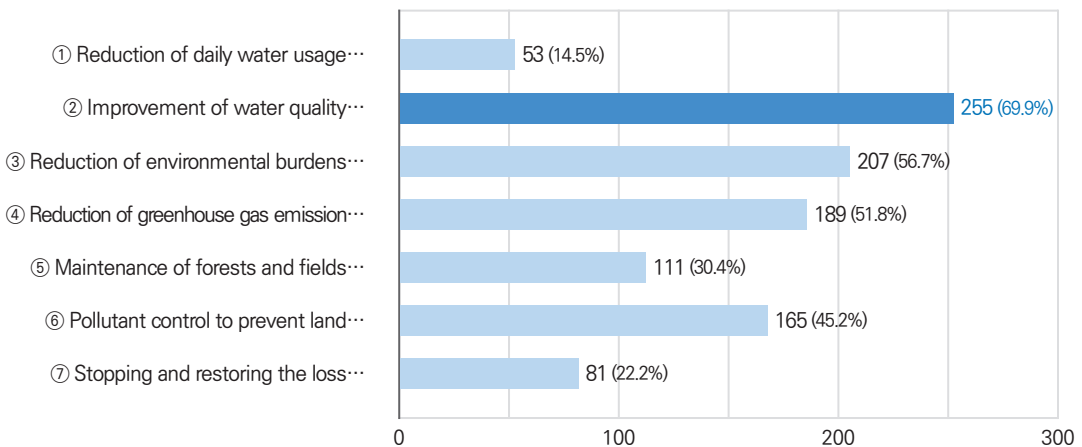
Importance of Policy Goals in Sustainable and Fair Economy and Labor



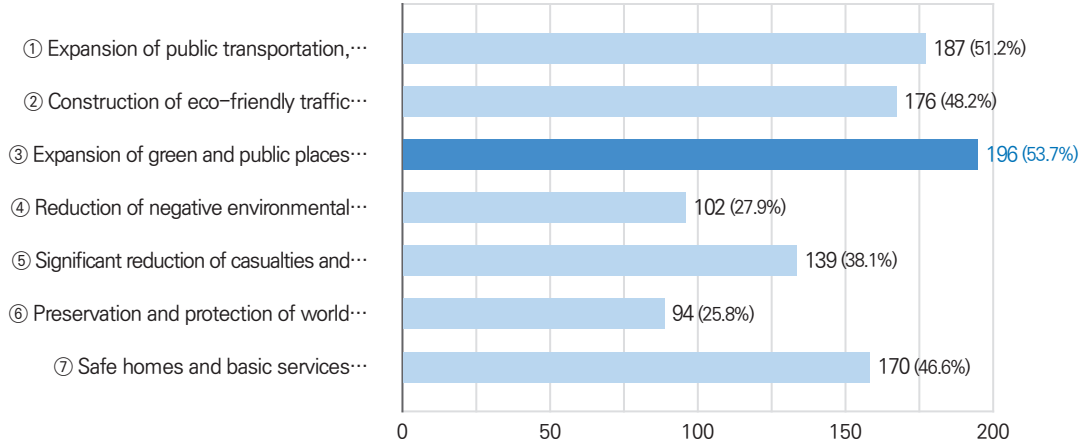
Importance of Policy Goals in Low-carbon Energy Supply and Universal Approach



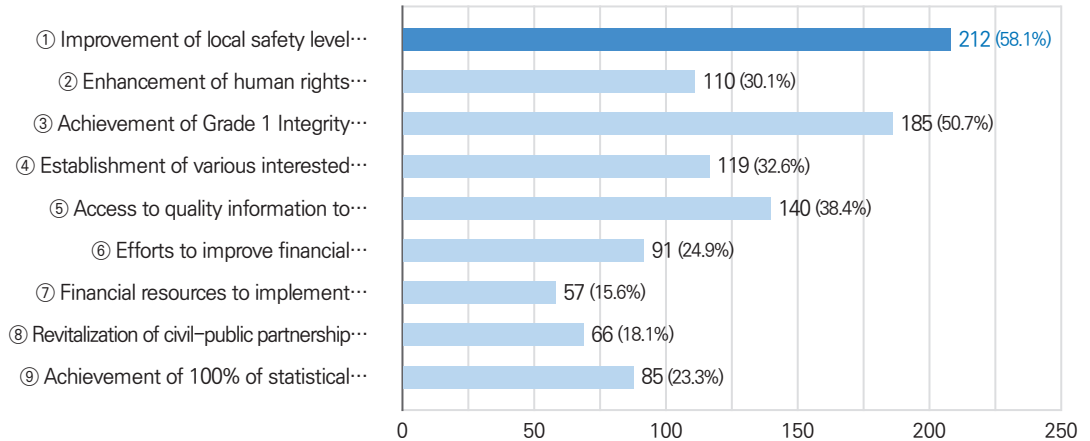
Importance of Policy Goals in Protection of Global Commodities



Importance of Policy Goals in Development of Sustainable Cities and Suburbs



Importance of Policy Goals in Integrated and Inclusive Governance and Implementation



〈2019–2023 Seodaemun-gu Sustainable Development Goal (SDGs)〉 Civil Awareness and Priority Goal Survey Form

Hello,

In order to promote the 'Sustainable Development Agenda' adopted by UN in 1992 and 2015, Seodaemun-gu established the 〈Sustainable Development Basic Ordinances〉 in 2019 and underwent the discussion and communication process this year to establish the sustainable development goals of Seodaemun-gu with the local people.

Sustainable Development is the 21st century's vision for development and promise of the international society to reform the political, economic, and social structures to respond to the climate change and relieve the economic and social divide for the survival and quality life of the future generation.

From May to June this year, we subscribed and organized about 100 members for 11 interested groups, and they participated in two sessions of topic meetings and two sessions of meetings by interested groups for two months from July to August. The 11 interested groups consist of groups of women, children/adolescence, young men and women, senior, disabled, immigrants, civil organizations, labor workers/unions, enterprises/industries, educators, and volunteers. The participants were local citizens who were openly subscribed through Seodaemun-gu agreement organization, affiliated or commissioned institutions, and the officials of civil government.

The survey introduces 'Seodaemun-gu SDGs (draft)' agreed by the 11 interested groups of Seodaemun-gu based on the statistical analysis of sustainability of Seodaemun-gu and its purpose was to identify the priority goals of people of Seodaemun-gu.

The results of survey will be discussed along with the final draft of 'Seodaemun-gu SDGs' at 〈2019–2023 Seodaemun-gu SDGs Meeting〉 from 14:00 to 18:00 on October 18, 2021 (Mon).

We would greatly appreciate your participation in realizing Seodaemun-gu's sustainable vision and goals.

The contents of survey will be kept confidential under Article 33 of the Statistics Act (Protection of Confidential Information) and used for statistical purposes only. We would greatly appreciate your cooperation.

September 15, 2021

Survey Institute: Sustainable Development Team, Dept. of Planning and Budget, Seodaemun-gu

Officer: oo

Contact: (Phone) oo-ooo-oooo / (Email)

Basic Information

1. **Gender (Required):** ①Female ②Male ③Other
2. **Age Bracket (Required):** ①10~19 ②20~29 ③30~39 ④40~49 ⑤50~59 ⑥60~69 ⑦70 and up
3. **Disability (Required):** ①Disabled ②Not Disabled
4. **Nationality (Required):** ①Republic of Korea ②Other Country (Name of Country:)
5. **Place of Residence (Required):** ①Namgajoa-1-dong, ②Namgajoa-2-dong, ③Bukgajoa-1-dong, ④Bukgajoa-2-dong, ⑤Bugahyeon-dong, ⑥Sinchon-dong, ⑦Yeonhi-dong, ⑧Cheonyeon-dong, ⑨Chunghyeon-dong, ⑩Hongeun-1-dong, ⑪Hongeun-2-dong, ⑫Hongje-1-dong, ⑬Hongje-2-dong, ⑭Hongje-3-dong
6. **Duration of Residence (Required):** ①Within 5 years ②5-10 years ③10-15 years ④15-20 years ⑤20 years or longer
7. **Email address (select):** (Please enter your email address if you wish to receive news on the discussion and communication meetings for Seodaemun-gu SDGs.)

🔍 Priority Interests on Seodaemun-gu Sustainable Development Goals (SDGs)

1. The <Global Sustainable Report> published by UN in 2019 has urged everyone to act together because the following seven areas must be transformed immediately in order to achieve the global Sustainable Development Goals (SDGs) by 2030. Based on your experience in Seodaemun-gu, which area do you think needs to be transformed first in Seodaemun-gu? Please number from 1 through 7 based on priority.

- ① Human Wellbeing and Capacities (reduction of poverty and relief of income inequality, universal public health, education for humane life, protection of social weak and guarantee of human rights)
- ② Healthy Food and Food Safety (stable supply of eco-friendly food, adequate consumption of healthy food)
- ③ Sustainable and Fair Economy and Labor (revitalization of local economy and quality jobs, revitalization of resource circulation and conversion to circulating economy)
- ④ Low Carbon Energy Supply and Universal Approach (improvement of energy efficiency, production of source of renewable energy, energy welfare)
- ⑤ Protection of Global Commodities (water conservation and pollution, harmful chemical waste control, reduction of greenhouse gas emission, protection of biodiversity and habitats)
- ⑥ Development of Sustainable Cities and Suburbs (non-discriminating and eco-friendly traffic, eco-friendly and tolerant urban spaces, prevention and reduction of urban environmental pollution, establishment of accident/disaster control measures for public safety, respect for diversity of urban community and identity of local culture, eco-friendly and universal housing rights)
- ⑦ Integrated and Inclusive Governance and Implementation (democratic infrastructure of politics, society, and culture, transparency, responsibility, and efficiency of administration and civil participation, sustainable development sources of funds and statistics and civil-public cooperation)

2. The <Global Sustainable Report> published by UN in 2019 has urged everyone to act together because the following seven areas must be transformed immediately in order to achieve the global Sustainable Development Goals (SDGs) by 2030. Based on your experience in Seodaemun-gu, which area do you think needs to be transformed first in Seodaemun-gu? Please number from 1 through 7 based on priority.

- ① Expansion of economic and social support for the population making less than 50% of median income.
- ② Local public health and medical institutions and services.
- ③ Management of chronic diseases and expansion of health insurance.
- ④ Improvement of mental health.
- ⑤ Prevention and management of sexual health.
- ⑥ Public benefit for childcare, education, and daycare.
- ⑦ Revitalization of sustainable development education.
- ⑧ Expansion of lifelong education.
- ⑨ Urgent care and public childcare.
- ⑩ Evaluation of all policies in regards t the impact on gender and increase in budget for gender sensitivity.
- ⑪ Representation of social weak in the decision-making process.
- ⑫ Improvement of public services for human rights of children and adolescence outside public education
- ⑬ Other Suggestions ()

3. In 'Healthy Food and Food Safety,' the two policy areas are 'stable supply of eco-friendly food' and 'adequate consumption.' Please choose three of the most urgent goals among the following six policy goals:

- ① General systems for stable supply of healthy food.
- ② The social weak's access to healthy food.
- ③ Expansion of use of eco-friendly farm/livestock/fishery produce for school and public meals.
- ④ Construction of food safety control systems for the people.
- ⑤ Expansion of dietary education for people's right to choose healthy food.
- ⑥ Reduction and recycling of food waste.
- ⑦ Other Suggestions()

4. In 'Sustainable and Fair Economy and Labor,' the two policy areas are 'revitalization of local economy and quality jobs' and 'conversion to circulating economy.' Please choose three of the most urgent goals among the following seven policy goals:

- ① Support for small/medium enterprises and small-sized merchants for local economy.
- ② Various jobs for expansion of support for employment of social weak.
- ③ Sustainability of local economy by nurturing and supporting social economy.
- ④ Sustainable and safe labor environment.
- ⑤ Reduction of use of hazardous matters for preservation of natural resources.
- ⑥ Expansion of reuse/recycling for the circulation of resources.
- ⑦ More consumption of green products.
- ⑧ Other Suggestions ()

5. In 'Low Carbon Energy Supply and Universal Approach,' the three policy areas are 'energy efficiency,' 'production of source of renewable energy,' and 'energy welfare.' Please choose one of the most urgent goals among the following three policy goals:

- ① Energy efficiency and demand control for reduction of energy consumption by 30% of average final energy consumption of 2011-2020 by 2030.
- ② Renewable energy to produce 8% of final energy consumption by 2030.
- ③ Universal energy services for all citizens.
- ④ Other Suggestions()

6. In 'Protection of Global Commodities , ' the four policy areas are 'water conservation and pollution', 'harmful chemical waste control', 'reduction of greenhouse gas emission', and 'production of biodiversity and habitats.' Please choose three of the most urgent goals among the following seven policy goals:

- ① Reduction of daily water usage per capita below 300 L by 2030.
- ② Improvement of water quality of local streams (Hongje Stream and Bulgwang Stream) by 2030 and creation of an environment for various living organisms and restoration of water ecosystem.
- ③ Reduction of environmental burdens through eco-friendly control of waste of environmental pollutants by 2030.
- ④ Reduction of greenhouse gas emission by 37.5% of 2017 by 2030.
- ⑤ Maintenance of forests and fields since 2019 and sustainable control of forest building and re-building.
- ⑥ Pollutant control to prevent land pollution and prevention and restoration of land degradation due to droughts or floods.
- ⑦ Stopping and restoring the loss of biodiversity and protection of endangered species.
- ⑧ Other Suggestions ()

7. In 'Development of Sustainable Cities and Suburbs,' the six policy areas are 'traffic', 'urban spaces', 'urban living environment', 'accident/disaster control', 'local culture and communities', and 'housing.' Please choose three of the most urgent goals among the following seven policy goals:

- ① Expansion of public transportation, improvement of road safety, and providing public transportation systems for adequate prices considering the social weak.
- ② Construction of eco-friendly traffic systems and expansion of mode of transportation.
- ③ Expansion of green and public places beyond the average of Seoul by 2030 to be inclusive and eco-friendly and enhance public access.
- ④ Reduction of negative environmental impact (per capita) of cities through air quality control.
- ⑤ Significant reduction of casualties and financial loss due to disasters and development and execution of integrated urban disaster crisis control with focus on the protection of poverty class and social weak by 2030.
- ⑥ Preservation and protection of world natural-cultural heritage and national natural-cultural heritage and development of local cultural, artistic, and sports contents.
- ⑦ Safe homes and basic services for affordable prices, too, by 2030:

8. In 'Integrated and Inclusive Governance and Implementation,' the three policy areas are 'democratic infrastructure for politics, society, and culture', 'transparency, responsibility, and efficiency of administration and civil participation systems', and 'sustainable development funds and statistics and civil-public cooperation.' Please choose three of the most urgent goals among the following nine policy goals:

- ① Improvement of local safety level to create a society that is safe and peaceful for all.
- ② Enhancement of human rights sensibility to acknowledge the sociocultural differences.
- ③ Achievement of Grade 1 Integrity level of public offices and enhancement of trust of people by 2030 to realize trusted transparent administration.
- ④ Establishment of various interested parties' participation systems to guarantee civil participation.
- ⑤ Access to quality information to reinforce the systems and governance for everyone's participation.
- ⑥ Efforts to improve financial spontaneity by 2030 to fortify financial soundness.
- ⑦ Financial resources to implement Seodaemun-gu SDGs.
- ⑧ Revitalization of civil-public partnership to implement Seodaemun-gu SDGs.
- ⑨ Achievement of 100% of statistical data by 2030 compared to the indicators of Seodaemun-gu SDGs to make a statistical systems that are comprehensible and accessible for all.
- ⑩ Other Suggestions()

♣ Thank you for your response. ♣

3. Satisfaction of Discussion and Communication Platform for Seodaemun-gu SDGs in 2021


○ **Survey Period:** Oct 19, 2021–Nov 5, 2021

○ **Subjects:** 94 / Urgent Responses (reliability level 95%, sampling error 5%)

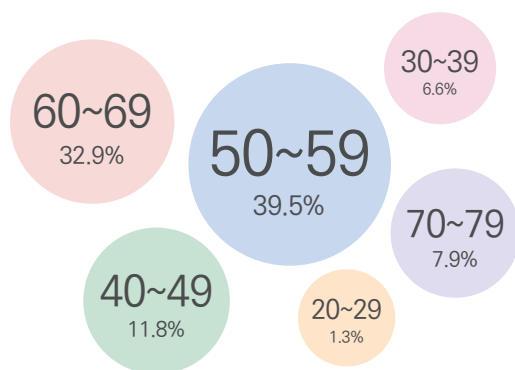
Demographics of Users



Male
39.5%



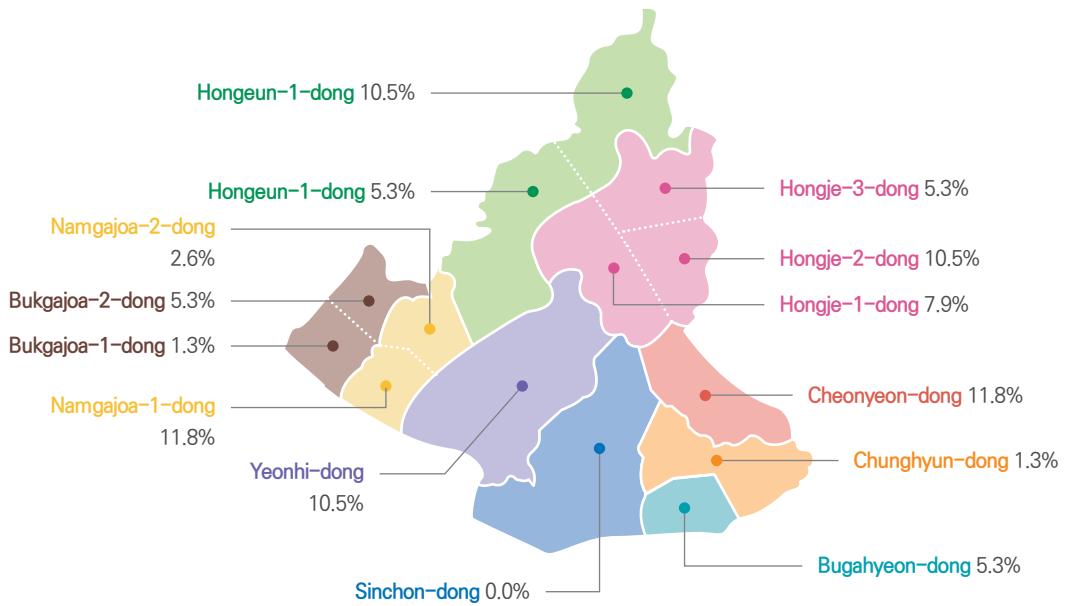
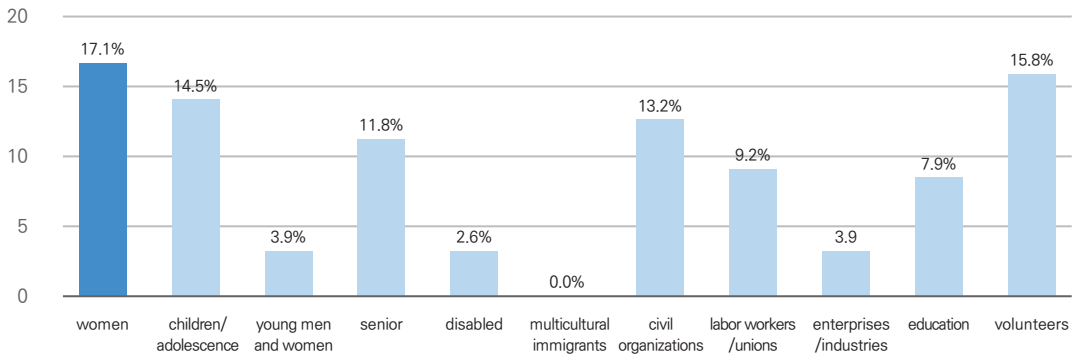
Female
60.5%



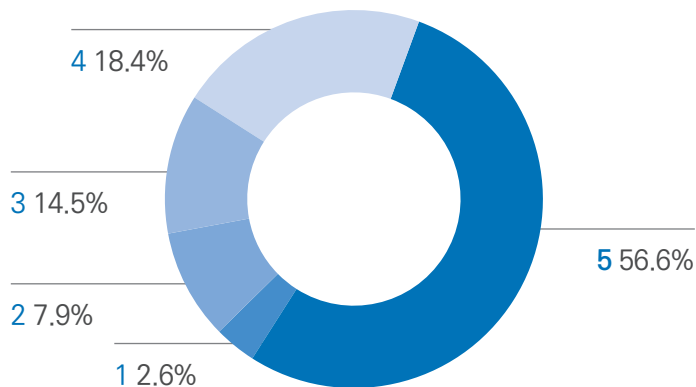
Disabled
5.3%



Not Disabled
94.7%



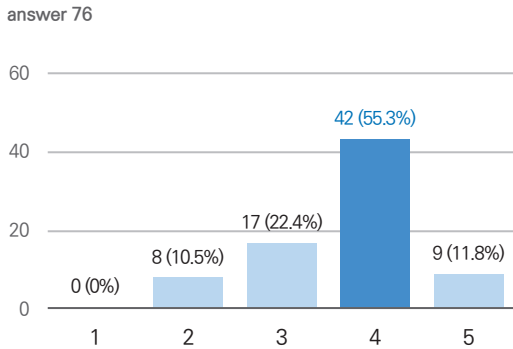
Number of Participation in Seodaemun-gu SDGs Discussion and Communication Platform in Jul-Oct 2021



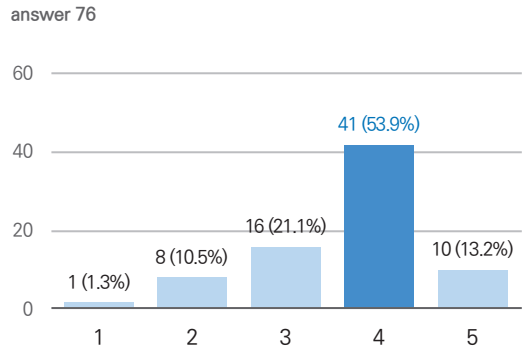
○ **Satisfaction**

- In regards to the discussion and communication platform operated for four months from July through October, they were **generally satisfaction: 67.1%** (42 satisfied, 9 highly satisfied).
- **Overall satisfaction with two sessions of meetings for seven topic areas** during July: **67.1%** (41 satisfied, 10 highly satisfied).
- **Overall satisfaction with the two sessions of 11 interested group meetings** during August: **71.1% (42 satisfied, 12 highly satisfied).**
- **Overall satisfaction with one session of general meeting** in October: **65.8%** (37 satisfied, 13 highly satisfied).
- **Overall satisfaction with the efficacy of statement and presentation of each interested party: 63.2%** (34 satisfied, 14 highly satisfied).
- Requests for improvement of discussion and communication platform in the future (top 3):
 - ① Expansion of subscription of participants
 - ② More than three sessions of discussion and communication meetings for interested groups
 - ③ More than three sessions of discussion and communication meetings for topic areas.

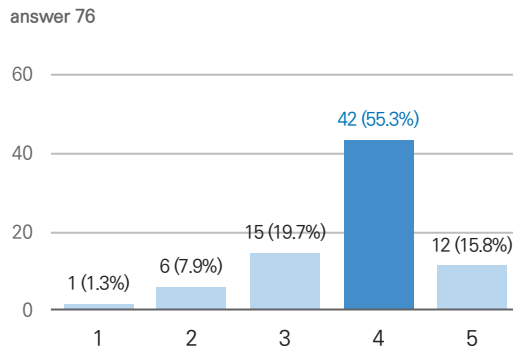
General Evaluation (scale of 5)



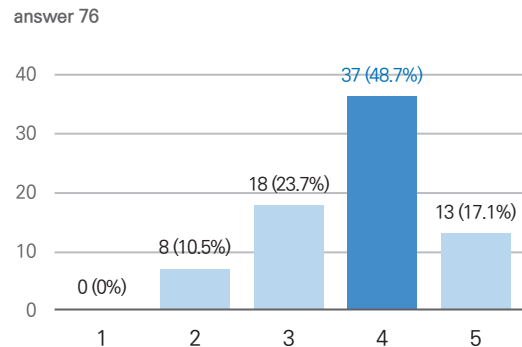
Meetings by Topic Area (scale of 5)



Meetings by Interested Group (scale of 5)

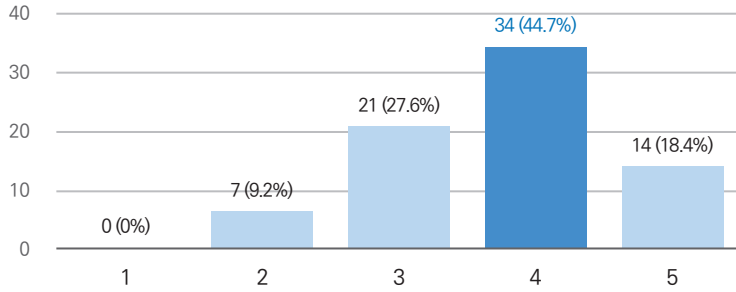


General Meeting (scale of 5)

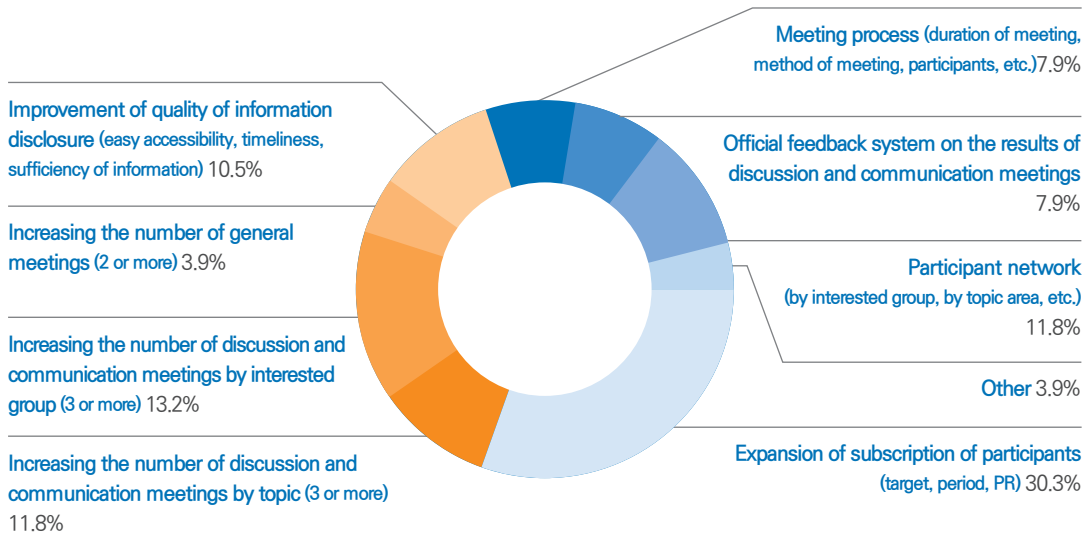


Creation of Statement (scale of 5)

answer 76



Improvements



The 2021 Seodaemun-gu SDGs Discussion and Communication Platform Satisfaction Survey

1. Please choose the meetings you have participated in among the five discussion and communication meetings of Seodaemun-gu for SDGs between July and October in 2021 (choose all that apply):

- ① Discussion and communication meetings for 7 topic areas (Jul)
- ② Discussion and communication meetings for 11 interested groups (Aug)
- ③ General meeting (Oct)

2. Concerning the five discussion and communication meetings of Seodaemun-gu for SDGs between July and October in 2021, please rate your overall satisfaction on a scale of 5 based on 1) accessibility/transparency of information, 2) diversity/inclusiveness/professionalism/active participation of participants, 3) responsibility of government and participants for the results of discussion, and 4) efficiency of meetings.

1	2	3	4	5
<input type="radio"/>	<input type="radio"/>	<input type="radio"/>	<input type="radio"/>	<input type="radio"/>

3. Please rate on a scale of 5 the efficacy of the two sessions of discussion and communication meetings on seven topic areas held in July in regards to the understanding of agenda and suggestion of opinion.

1	2	3	4	5
<input type="radio"/>	<input type="radio"/>	<input type="radio"/>	<input type="radio"/>	<input type="radio"/>

4. Please rate on a scale of 5 the efficacy of the two sessions of discussion and communication meetings for the 11 interested groups held in August in regards to the understanding of agenda and suggestion of opinion.

1	2	3	4	5
<input type="radio"/>	<input type="radio"/>	<input type="radio"/>	<input type="radio"/>	<input type="radio"/>

5. Please rate on a scale of 5 the efficacy of the one general meeting for held in October in regards to the understanding of agenda and suggestion of opinion.

1	2	3	4	5
<input type="radio"/>	<input type="radio"/>	<input type="radio"/>	<input type="radio"/>	<input type="radio"/>

6. Please rate on a scale of 5 the efficacy of creation and presentation of each interested group's statement in regards to the diversity, tolerance, transparency, and responsibility of discussion and communication platform.

1	2	3	4	5
<input type="radio"/>	<input type="radio"/>	<input type="radio"/>	<input type="radio"/>	<input type="radio"/>

7. What do you think should be improved first for significant and effective operation of discussion and communication platform for the evaluation of implementation of Seodaemun-gu SDGs based on your experience of participation?

- ① Expansion of subscription of participants (target, period, PR)
- ② Increasing the number of discussion and communication meetings by topic (3 or more)
- ③ Increasing the number of discussion and communication meetings by interested group (3 or more)
- ④ Increasing the number of general meetings (2 or more)
- ⑤ Improvement of quality of information disclosure (easy accessibility, timeliness, sufficiency of information, ⑥ Meeting process (duration of meeting, method of meeting, participants, etc.)
- ⑦ Official feedback system on the results of discussion and communication meetings ⑧ Participant network (by interested group, by topic area, etc.)
- ⑨ Other

8. Please enter your specific suggestions in relation to your response to No. 7:

**2021 Seodaemun-gu
Sustainable Development Report**

2021 Seodaemun-gu Sustainable Development Report

Issuer Seok Jin Moon
Date of Issue Issued on January 28, 2022.
Client of Issue Seodaemun-gu Office
(03718) Dept. of Planning and Budget, 3F Seodaemun-gu Office,
248 Yeonhi-ro Seodaemun-gu, Seoul
ISBN 979-11-91471-14-4
Design Design Team, Dept. of Booktory W2P Business, Korea Study Information

This publication has been published with the technology and knowhow of  **BOOKTORY**

This publication copyrighted by Seodaemun-gu Office and the contents and images contained in it cannot be used in any form or manner without permission.



서대문구
SEODAEMUN-GU



TEL 02-330-8090 FAX 02-330-1442

www.sdm.go.kr

(03718) Dept. of Planning and Budget, 3F Seodaemun-gu Office, 248

Yeonhi-ro Seodaemun-gu, Seoul

