

# LOS ANGELES

## SUSTAINABLE DEVELOPMENT GOALS

2021 Voluntary Local Review of Progress Toward the  
Sustainable Development Goals in Los Angeles



ABOUT THIS DOCUMENT

This is a PDF version of the second review of progress on the 17 Sustainable Development Goals for the City of Los Angeles.

This Voluntary Local Review is best experienced in its online format available at [sdg.lamayor.org/2021VLR](https://sdg.lamayor.org/2021VLR).

Table of Contents

A MESSAGE FROM MAYOR ERIC GARCETTI	6
EXECUTIVE SUMMARY	8
INTRODUCTION	10
1. About Los Angeles	10
2. COVID Call to Action	12
3. The SDGs in L.A.	16
PROJECT SPOTLIGHTS	20
1. People: Humanizing Our Housing Crisis	21
2. Planet: LA 100	26
3. Prosperity: Justice Budget	30
REVIEW BY GOALS	34
CONCLUSION: THE SDGS AS A MULTIPLIER	74
ATTRIBUTION	76
ACKNOWLEDGMENTS	78
FOOTNOTES	80



# Review By Goals

<b>1. SDG 1 – No Poverty</b>	<b>36</b>
Emergency Rental Assistance to Keep Angelenos Housed	
Children’s Savings Account	
Providing Safe Parking for Car Dwellers	
<b>2. SDG 2 – Zero Hunger</b>	<b>38</b>
Good Food Zone Policy to Address Food Security	
Addressing Food Waste Through Local Partnerships	
Using Technology to Connect Residents with Food Services	
<b>3. SDG 3 – Good Health and Well-Being</b>	<b>40</b>
Responding to the COVID-19 Crisis	
Investing in Youth Sports	
Student-Led Research on Healthy Indoor Environments	
NASA Partnership to Predict Air Quality	
<b>4. SDG 4 – Quality Education</b>	<b>42</b>
Summer Programs to Keep Students Engaged	
Student-Led Research on Intergenerational Poverty and Student Outcomes	
New Departments to Center the Needs of Youth and Families	
<b>5. SDG 5 – Gender Equality</b>	<b>44</b>
Applying a Gender Equity Lens	
Student-Led Research on LGBTQIA+ Inclusivity	
A New International City Network on Gender Equity	
<b>6. SDG 6 – Clean Water and Sanitation</b>	<b>46</b>
Increasing Local Water Resilience and Sustainability	
Providing Mobile Wash Stations for Unsheltered Angelenos	
Replenishing Groundwater Basin with Recycled Water	
<b>7. SDG 7 – Affordable and Clean Energy</b>	<b>48</b>
EV Charging Infrastructure and Used Car Rebates	
Street Lighting Innovation	
<b>8. SDG 8 – Decent Work and Economic Growth</b>	<b>50</b>
Sidewalk and Park Vending	
Student-Led Research on a Just Transition	
Student-Led Research on Services for Opportunity Youth	
L.A. Optimized	

<b>9. SDG 9 – Industry, Innovation and Infrastructure</b>	<b>52</b>
L.A. as a Testing Ground for Mobility Innovation	
Zero Emission Transportation Infrastructure and Technology	
Ensuring Every Angeleno Has a Digital Connection	
<b>10. SDG 10 – Reduced Inequalities</b>	<b>54</b>
Racial Equity in City Government	
Student-Led Research on Truth and Reconciliation in L.A.	
Civil and Human Rights and Equity Department	
<b>11. SDG 11 – Sustainable Cities and Communities</b>	<b>56</b>
Understanding Our History Through Civic Memory	
Resilient Public Spaces Become Community Service Hubs	
Student-Led Research on Equitable Street Asset Investment	
Accessory Dwelling Units	
LOWRISE:LA	
<b>12. SDG 12 – Responsible Consumption &amp; Production</b>	<b>60</b>
Where the Streets Are Paved with (Recycled) Plastic	
Diverting Waste from Landfills	
Giving New Life to Production Scraps	
<b>13. SDG 13 – Climate Action</b>	<b>62</b>
Empowering Youth to Act on Climate Within City Hall	
Empowering Communities to Act on Climate in Their Own Neighborhoods	
C40 Cities Network	
<b>14. SDG 14 – Life Below Water</b>	<b>64</b>
Launching a Green Ports Forum	
Protecting Our Oceans from Urban Contamination	
Stormwater Catch Basins Screens	
<b>15. SDG 15 – Life on Land</b>	<b>66</b>
Taking Stock of Our Urban Forest	
Promoting Local Biodiversity	
<b>16. SDG 16 – Peace, Justice, and Strong Institutions</b>	<b>68</b>
Providing Free Legal Services	
A Reparations Commission	
<b>17. SDG 17 – Partnerships for the Goals</b>	<b>70</b>
University Partnerships	
International Communities of Practice and City Networks	

# A Message from Mayor Eric Garcetti



LOS ANGELES MAYOR  
ERIC GARCETTI

“

This decade of action must carry us forward to a recovery that reinvests in resilience, equity, and the fundamental public services that our cities provide. From the start of our journey, I have said that none of these Global Goals could be accomplished by City Hall alone. Leaving no one behind means everyone is a part of this Agenda, and only through our collective efforts can we build the future we want.

Friends,

In the two years that have passed since our last report on progress toward the Sustainable Development Goals (SDGs), our world has experienced unthinkable loss. The COVID-19 pandemic challenged all of us to refocus on our responsibility to one another. We have learned that we can rise to meet these moments when we rise together.

From the start of our journey, I have said that none of these Global Goals could be accomplished by City Hall alone. Nor will they be delivered by any one nation acting alone. Leaving no one behind means everyone is a part of this Agenda — cities, nations, civil society, workers, companies — and only through our collective efforts can we build the future we want.

This Voluntary Local Review shares some of what we are doing in Los Angeles to build that future. From guaranteed basic income to urban aerial mobility, I am proud that L.A. is a place where we lean into new ideas. Just two years ago, cities reporting directly on their progress toward the SDGs was one of those new ideas. But reporting alone will not deliver the Goals. With fewer than nine years remaining to deliver the 2030 Agenda, I am challenging all of us to lean into action.

We know what we accomplish through the remainder of this decade will shape the balance of this century and the future of our planet. And our collective trauma of the last year has reminded us that we cannot move forward without accounting for how and why our history and its legacy, which lives in our social and institutional structures, compound tremendous inequity.

This decade of action must carry us forward to a recovery that reinvests in resilience, equity, and the fundamental public services that our cities and local governments provide. It is essential that our national governments recognize and value the role of local action in achieving our Global Goals, and invest in a future that prioritizes people, our planet, and our shared prosperity.

I want to thank the Conrad N. Hilton Foundation, Mayor's Fund for Los Angeles, Occidental College, Arizona State University, University of California at Los Angeles, University of Southern California, and the Claremont Colleges for their partnership on this journey. Working together, I know we will build a stronger, more sustainable, equitable, and just world.

Sincerely,  
Eric Garcetti

# Executive Summary

This Voluntary Local Review (VLR) is the second review of progress toward the 17 Sustainable Development Goals (SDGs) by the City of Los Angeles (L.A.). It builds on L.A.'s first VLR in 2019, sharing new stories, activities, and initiatives. In this time, the COVID-19 pandemic has emphasized the interdependence between the health of our communities, our planet, and our economic well-being. It has shown how local, place-based action is essential in leading response and recovery.

Local, place-based action is also essential to achieving the SDGs. This VLR provides examples of the *SDGs in action* in Los Angeles — in the neighborhoods and communities that comprise one of the world's most diverse urban centers. L.A. is a global city of more than four million residents, in a county of more than 10 million, a greater metropolitan area approaching 19 million, and it is the largest city in California, the most populous state in the U.S.

L.A. has made progress or met many SDG targets by international standards. But the work of sustainable development is about building enduring progress that leaves no one behind, and L.A. has more work to do. Through this VLR, we hope to share stories of sustainable development in action, and convey the importance of working together — across our city and across our borders — to accelerate our progress toward the communities and the world we want.

*Local government programs and policies directly impact how people interact with their communities.* Achieving the Global Goals will depend on empowering cities and local governments as the engines of sustainable development, providing the resources and voice needed to scale success.

*With fewer than nine years remaining to 2030, our collective focus must shift from alignment to action.* Voluntary Local Reviews offer a platform for cities and local governments to assess and report their progress, often building internal and external networks in the process. It is how we use these networks to create and accelerate action toward the Goals that will define success through the remainder of this decade.

*Action is rooted in projects and the partnerships that bring them to life.* There are many models for building partnerships: this report offers examples of how Los Angeles has approached new and innovative ways to meet the needs of our residents and to develop scalable and lasting solutions. While this VLR offers one way to share these models, more capacity and investment are needed to connect practitioners to one another and foster a truly global, inclusive community of practice.

*Making progress toward the Goals depends on understanding local context.* That context is informed by place, as well as the lived experience of those who call it home. Too often dashboards and data measures can obscure how people experience the services that cities provide. Understanding more about their journey will inform how the City can better meet their needs, and ensure we leave no one behind.

*The Sustainable Development Goals have strengthened L.A.'s global ties.* The SDGs give us a vision for the future we want here in Los Angeles and a common language through which we can share our progress with the

global community. We continue to learn from other cities, governments, and civil society organizations around the world and are committed to sharing our lessons in return.

These are themes for L.A.'s 2021 Voluntary Local Review and the lessons we hope to share here: *Our efforts to realize the SDGs are rooted in community-based action, building tools and partnerships as enablers and multipliers, centering the lived experience of our residents to leave no one behind, and engaging with a growing, global community of practice.* This is how Los Angeles will accelerate momentum to achieve the Global Goals in the nine years that remain in this agenda. We hope you will join us.

## Positionality

Positionality statements are an acknowledgement of the vantage and context from which researchers approach their work. We have chosen to include one here, to recognize our perspective as part of the Los Angeles Mayor's Office of International Affairs. Much of what we report here is work led or supported by our colleagues from across the City government, most often carried out in collaboration with partners from community-based organizations, civil society groups, academic institutions, private and philanthropic funders, and City residents.

Our respective privilege and position provide a lens through which we view these efforts, and our intent is to lift up examples of the SDGs in action at the local level that may inspire others. We come to this Voluntary Local Review not just to report, but to share, learn, and re-learn through the perspective and lived expertise of partners and allies working toward a more sustainable future for all.



# About Los Angeles



Los Angeles (L.A.) has been described as the western capital of the United States, the eastern capital of the Pacific Rim, and the northern capital of Latin America. L.A.'s \$1.1 trillion regional economy rivals that of most countries and our ports and airports are some of the busiest in the world. Home to a diverse population that speaks more than 175 languages, Los Angeles is a city where you can see the faces of the world on our streets and the faces of Los Angeles in the world. With a commitment to equity and leaving no one behind, L.A. is a place where everyone is welcome and everyone belongs.



**188+**

universities, colleges, and  
professional schools in  
Los Angeles County

**37%**

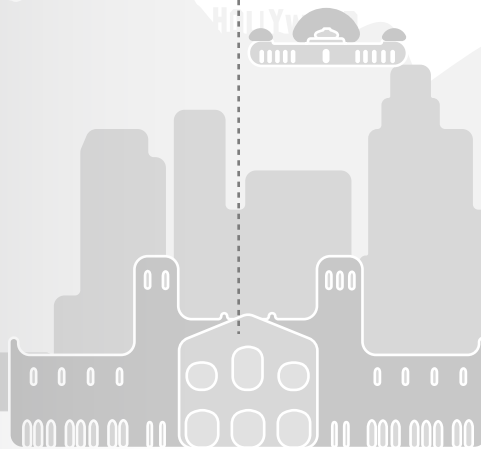
of the population is  
foreign born

**#1**

U.S. city in number of  
museums and theatres

**4 million**

residents in the second  
largest city in the U.S.



# COVID Call to Action

The COVID-19 pandemic has been a global shock; one that has exacerbated many stresses facing cities around the world, including — unequal outcomes based on long-standing bias and discrimination built into our systems that impact the health, wealth, and sustainability of our communities.

**Addressing these inequalities, laid bare through the loss of lives and livelihoods during the pandemic, demands solutions that recognize how people, planet, prosperity — and place — intersect.**

In Los Angeles and globally, cities have been on the frontlines of pandemic response and recovery. From establishing testing and vaccination sites, emergency cash assistance programs, childcare, and housing solutions, and standing up virtual services to ensure civic engagement and access, the past 16 months demonstrate the agility of local government. L.A. has been able to quickly innovate and deliver these needed services, operating in partnership with community-based organizations and service providers, including the Los Angeles County Department of Public Health, Community Organized Relief Effort (CORE), the Mayor's Fund for Los Angeles, Carbon Health, Curative, USC School of Pharmacy, and the Los Angeles Dodgers.



## Testing and Vaccines

Led by the Los Angeles Fire Department, the City worked with CORE to set up one of the first and largest COVID-19 testing programs in the world. This infrastructure was able to quickly pivot to provide both testing and vaccinations by the end of 2020. As of July 2021, more than 4.4 million tests and 1.3 million vaccinations have been administered at City-run sites, of more than 11.15 million doses administered across L.A. County.<sup>1</sup> In order to deliver the vaccine directly to the hardest-hit communities, the City launched the Mobile Outreach for Vaccine Equity (MOVE) program and has deployed close to 500 mobile units throughout L.A. neighborhoods, providing more than 123,000 doses to Angelenos, with over 90% given to people of color.<sup>2</sup>



## Contactless Government

In August 2020, Mayor Garcetti signed Executive Directive (ED) 29, "Contactless and People-Centered City Initiative." This ED has guided the City to facilitate digital interactions with Angelenos during and after the pandemic. City departments have answered the call and reimaged how to reach residents and deliver City services in a safe, remote manner. This includes transitioning in-person public meetings to virtual settings, creating safe, secure e-pay portals, and adopting online appointment systems rather than requiring in-person visits.



## Safety Net

Our COVID-19 response has been focused on protecting lives and the livelihoods of Angelenos facing the pandemic's economic impact. In March 2020, the Mayor's Fund for Los Angeles (MFLA) launched its Emergency COVID-19 Crisis Fund to support critical efforts in partnership with the City. This Fund has enabled MFLA to directly respond to unmet needs as a result of the pandemic, including childcare for low-wage hospital workers, critical protective equipment for frontline responders, meals for homebound seniors, doubling the capacity of the region's support system for survivors of domestic violence, and direct financial assistance through the Angeleno Card, Grocery Initiative for Vital Emergency Needs (GIVEN), and Secure Emergency Relief for Vulnerable Employees (SERVE).

These emergency response efforts exemplify SDG 17 in action, as do MFLA's roster of programs that include efforts in housing innovation, gender equity, youth employment, and workforce development. Each program is a partnership that connects philanthropy, non-profit and community-based organizations, and local government together to respond with solutions to the City's biggest challenges.

## Mayor's Fund for Los Angeles COVID-19 Response Programs

March 2020 – March 2021



## A GREEN AND JUST RECOVERY

Throughout the pandemic, Los Angeles has worked closely with cities around the globe to learn from one another's response while taking the first steps towards recovery. These exchanges have happened bilaterally and through city networks like C40, a network of the world's megacities committed to addressing climate change. As C40 Chair, Mayor Garcetti convened a task force of C40 Mayors in April 2020, and in July 2020 they released the **Agenda for a Green**

**and Just Recovery.** Forty-seven local leaders have signed onto its principles, acknowledging that the intersecting social, health, and economic harms of the pandemic have not been equitable, and recovery should not be a return to an unjust business as usual. The agenda centers on public health, reduced inequality, and the climate crisis; is aligned to the Global Goals; and calls for recognition of cities as the engines of enduring resilience and recovery.



### Secure Emergency Relief for Vulnerable Employees (SERVE)

Direct financial assistance for food service workers



### Angeleno Connectivity Trust (ACT)

Free internet service for students



### Protective Gear & Healthcare Supplies (PPE)

Mask and health supplies for vulnerable communities



### Delivered Senior Meals

Home-delivered meals to seniors isolated by the pandemic



### Project Safe Haven

Shelter, food, and services for domestic violence survivors



### Grocery Initiative for Vital Emergency Needs (GIVEN)

Direct financial assistance low-income families for grocery items



### Mobile Outreach for Vaccine Equity (MOVE)

Accessible and equitable vaccination



### Small Business Support

Emergency assistance to small businesses in hardest-hit industries and communities



### Emergency Childcare

Child care vouchers for frontline hospital workers



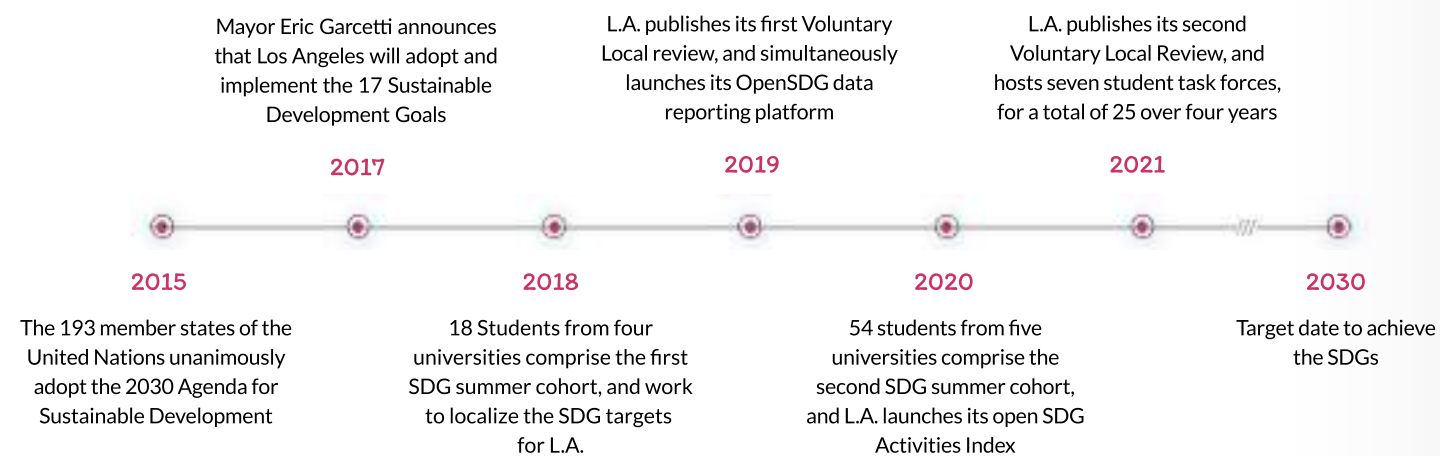
### Angeleno Card

Direct financial assistance





# The SDGs in L.A.

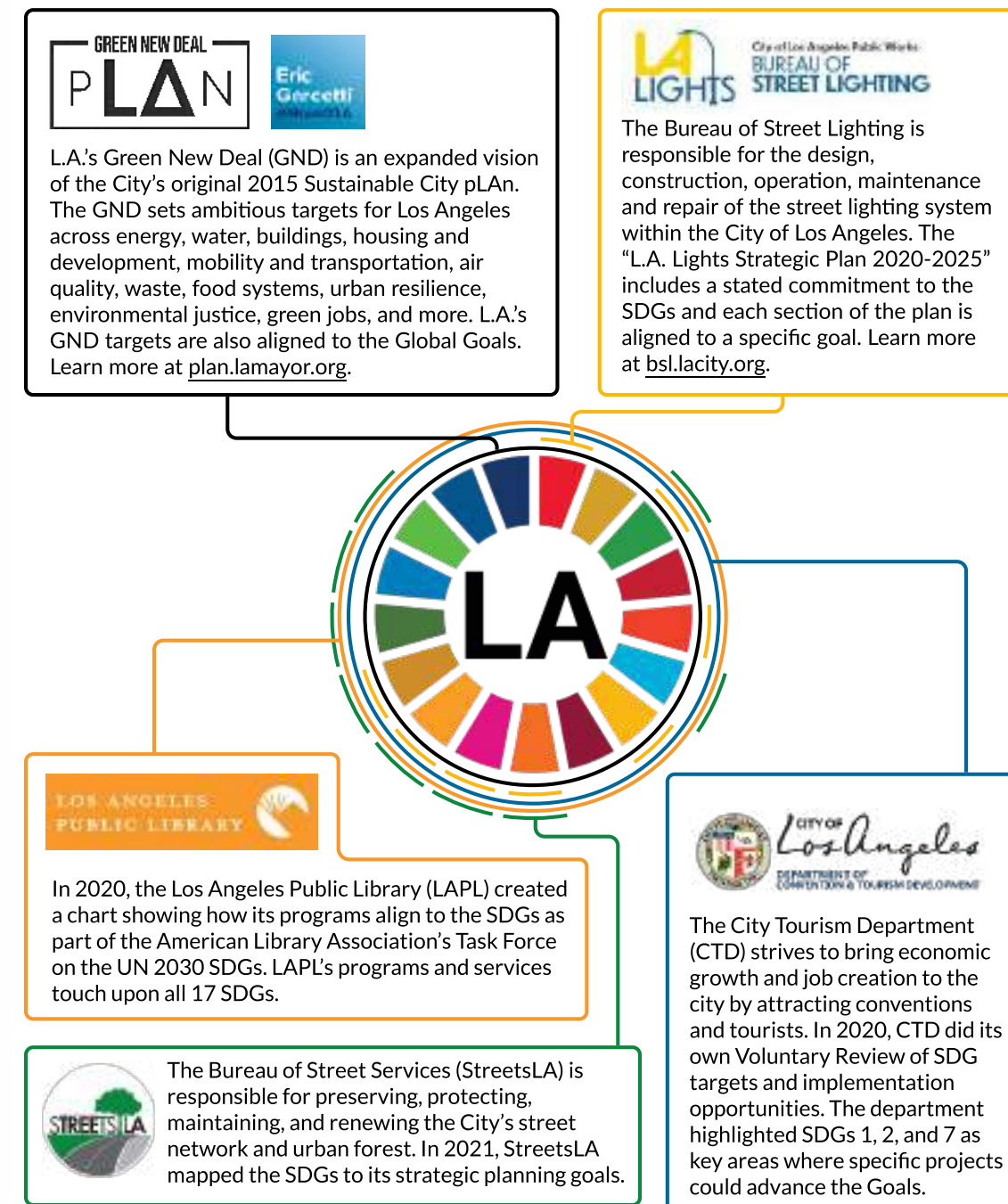


With support from the Conrad N. Hilton Foundation and the Mayor's Fund for Los Angeles, L.A. became one of the first cities in the world to take action on the SDGs at the local level in 2017. We published our first Voluntary Local Review and an open-source **SDG Data Reporting Platform** in 2019, and in 2020 launched our **SDG Activities Index**, an online encyclopedia of community-wide SDG projects and initiatives. These efforts are rooted in strong multi-stakeholder partnerships, including internal coordination between City departments and partnerships with five academic institutions, and the more than 160 students who have directly supported this work over the past four years.

In L.A., we organize our SDG actions in three ways: we **measure** progress through data reporting; we **mobilize** new projects and build capacity for the Goals; and we **connect** with partners, while centering our commitment to leave no one behind. The SDGs in Los Angeles provide a framework that City departments, community-based organizations, private corporations, philanthropic leaders, and academic partners are using to link their work to a broader agenda, measure and report on their progress, and connect into an ecosystem of partners citywide.

## City Department Adoption of the SDGs

Over the last three years, the City's Green New Deal and four City departments have adopted the SDGs the SDGs into their strategic plans or have mapped their programs to the Goals.





## 1. MEASURE

The 17 Sustainable Development Goals sit atop a framework of 169 targets that describe elements of the Goals and more than 240 indicators that measure progress toward those targets. Los Angeles is the first city in the world to report data on the SDGs at the indicator level using an open source platform (**Open SDG**). We currently **report on 159 indicators** using data from various sources, including official national statistics, municipal data, local health surveys, and community-generated data.

**Data disaggregation is key to ensuring that no one is left behind.** Los Angeles, like many global cities, is not a homogenous place. L.A. is one of the most diverse cities in the world and measuring without accounting for geographic or demographic characteristics can hide important underlying differences in outcomes. Over 30% of our reported indicators have been disaggregated by

gender, race and ethnicity, age group, sexual orientation, or other characteristics.

Hyperlocal data can not only inform our progress on the Goals but help us identify how that progress is achieved and maintained. How can we measure our renewable energy mix without understanding its supply and demand? How can we reduce traffic deaths without knowing where accidents are happening? As we continue this work, we are committed to **complementing quantitative data with local qualitative narratives**. We may be able to pinpoint our most dangerous streets and intersections, but we must also understand why they are so dangerous from a user perspective. Only then can we go beyond outcome-based assumptions to identify root causes and shape intervention. Local context is critical for real and sustainable change.



## 2. MOBILIZE

Mobilization is how we go beyond measuring and mapping the SDGs to local initiatives and bring added value to the City through the Goals. Everything that the City does advances the Goals, from providing economic services (SDG 1, 8) and youth programs (SDG 4) to delivering water and power (SDG 6, 7). However mapping existing City activity to the goals is just the first step. As the SDGs are a new framework globally and an even newer concept for cities, the foundational work of mobilization in Los Angeles has involved **building partnerships internally and externally**. This has included strong partnerships with five local academic institutions (read more in SDG 17), the creation of an internal **SDG Advisory Group**, and the launch of our **SDG Activities Index** to start building a local community of practice.

### CITYWIDE COORDINATION

In March 2021, L.A. convened its first **SDG Advisory Group** composed of 10 City departments and eight Mayoral policy teams, with responsibilities that cut across all 17 SDGs. The Advisory Group has been essential in providing the information contained in this VLR, as well as in discussing how the SDGs may be further institutionalized within our City government. Various City departments, including our Bureau of Street Lighting (LALights), Bureau of Street Services (StreetsLA), L.A. Public Library,

Department of Water and Power, and Tourism Department, have incorporated the SDGs into their strategic planning.

### ACTIVITIES INDEX

In September 2020, Los Angeles launched the **SDG Activities Index** to become a living repository of local action on the Goals. The Activities Index currently hosts 163 activities and is searchable by Goal or theme. With continued outreach and a greater visibility, this platform will become a crowdsourced, community-focused resource that makes it easier for those doing good work to find one another.



## 3. CONNECT

The SDGs give us a vision for the future we want here in Los Angeles and a common language through which we can share our progress with the global community. We continue to learn from other cities, governments, and civil society organizations around the world and are committed to sharing our lessons in return. L.A. is a member of the **Brookings SDG Leadership Cities** network, a regular participant in the **United Nation Department of Economic and Social Affairs** (UN DESA)'s VLR workshops, and part of the expert group supporting development of UN Habitat's **Urban Monitoring Framework**. We continue to learn from our colleagues throughout the world, sharing best practices, as well as common challenges. Read more about our global ties in SDG 17.





# Project Spotlights

The work of cities and local governments is the action at the heart of sustainable development. ***Through services and programs that directly serve residents, cities can deliver progress toward the Global Goals, set norms, share models from which to learn, and scale what works.*** We have chosen three initiatives in Los Angeles to exemplify People, Planet, and Prosperity in action.

## People

Humanizing Our Housing Crisis



## Planet

LA 100



## Prosperity

Justice Budget



## People

# Humanizing Our Housing Crisis

Relevant SDGs: 1, 10, 11, 17



Housing insecurity is one of the most visible and complex challenges facing Los Angeles today. An inadequate supply of affordable housing and shelter leaves many of our most vulnerable residents in L.A. without the stability they need to secure steady employment, education, healthcare, and childcare.

**Based on the 2020 regional point-in-time count, an average of 207 people exit homelessness, and 227 people become homeless every day in L.A. County.<sup>3</sup> Centering the lived experiences of those facing challenges like housing insecurity can help us better design government services and identify opportunities for intervention.**

Beginning in January 2020, with support from the Conrad N. Hilton Foundation, Mayor's Fund for Los Angeles, and in partnership with the Arizona State University Thunderbird School of Global Management and the City County of Nairobi, Kenya, Los Angeles launched a first-of-its-kind effort to explore how the Fourth Industrial Revolution and emerging technology could support innovations in housing. With the onset of the pandemic, the team pivoted to focus on the local stressors that contribute to housing insecurity. Through listening sessions with residents, local policy makers, and housing services advocates, the project centered the lived experience of Angelenos experiencing housing insecurity. Visualizing their journeys helps to pinpoint decision points where services or policy interventions may be possible to better support our neighbors. This approach is one of the tools the City of L.A. is using to expand and improve our social safety net to better meet residents' needs. Below is a short summary of this project.



# Humanizing Our Housing Crisis

As SDG 11.1 states, access to stable housing is fundamental to our ability to thrive. Yet, hundreds of thousands of Angelenos live without secure housing — struggling to afford their home, doubling up, moving frequently, or living in fear of eviction and homelessness.



Roughly 60% of City of Los Angeles residents rent their homes.<sup>4</sup> About **73% of renters are rent-burdened** and about 48% of renters are severely rent-burdened, spending over 30% and 50% of household income on rent and utilities, respectively.<sup>5</sup>



Nearly 2/3 of rent-burdened households reported prioritizing rent payment over food in the last two years.<sup>6</sup>

The National Equity Atlas and Right to the City Alliance have published a dashboard tracking the estimated rent debt in the U.S. by county.

The “Struggling To Stay Housed” resource centers the lived experiences of renters in the City of Los Angeles, particularly people of color and immigrants, who are trying to stay housed. Their journeys make personal the impact of California’s affordable housing crisis and underscore the need for bold, community-centered interventions.

Over several months, the Mayor’s Office of City Homeless Initiatives partnered with community-based organizations to identify Angelenos who were willing to share their experiences, focusing on populations that disproportionately experience housing challenges. The lived experience experts we engaged were low-income renters of color and immigrants, mostly women, with both transitional aged youth (16-25) and seniors represented. When necessary, a case manager or translator was present to ensure sensitivity and inclusivity.

# Meet Soraya


One of the renters featured is Soraya.

Soraya is a caring and attentive mother to six children:

“I have raised my kids...to love each other, so much that there are no problems between them. They all have their own different personalities. All my kids are really good kids, thank God.”

But her current housing situation is challenging for her whole family:

“Everything is unbalanced — how do you get to work? How do the kids go to school? If you have [housing] instability, you have to take it one day at a time. Otherwise, you will go crazy or your health will deteriorate and you will die.”





# Soraya's Journey

Unexpectedly, Soraya's job of 13 years moves her to part-time. She falls behind on rent for the first time in five years of living in her home and receives an eviction notice from her landlord.

Exasperated, she decides to move with her six children into her cousin's place. Her cousin has two kids of her own and her husband passed away, so Soraya can help pay rent.

"I was short on cash, I didn't really know where to find different apartments. And the landlady was like, 'You have to leave, you have to leave.' I didn't know where to go."

- 01 Soraya has a good rhythm with her six kids in school. Her job is stable and she has money to pay rent each month.
- 02
- 03 Soraya scrambles to find resources. After a lengthy process in housing court, she is left with legal debt and rent to pay back. Soraya is searching for a new affordable home, but to no avail.
- 04
- 05 The COVID-19 pandemic hits and now eight children are in one small apartment trying to do distance learning. Soraya's oldest son, who is usually well-behaved, starts picking fights with the other kids.
- 06 Then, Soraya's cousin is laid off and they are now facing another eviction scenario with an aggressive landlord.
- 07 Soraya's story is unresolved. Her cousin's eviction case is paused due to COVID-19.

She is looking for her own apartment with their help, but it's difficult to find an affordable option that will accommodate her whole family.

"Big enough', and 'I can afford' won't go in the same sentence."

- 08 Recently, Soraya got connected to a case worker at one of the City's FamilySource Centers, New Economics for Women.
- 09
- 10 The good news is that she feels "100% supported" by her case worker. She just wishes she knew about them earlier. She is hoping to go back to full time work soon to have more money for rent.

By sharing stories like Soraya's, this resource aims to spark dialogue and action among policy makers and service providers about how to improve the way Angelenos facing housing insecurity are supported.

## Can you imagine if Soraya...

- received temporary financial assistance when her job hours were reduced?
- connected with free legal services and case management when she first received an eviction notice?
- had access to free mental health support for herself and her children to help navigate their housing challenges?

Read the full resource online at [bit.ly/la\\_housingsecurity](https://bit.ly/la_housingsecurity) to learn about opportunities to better serve Angelenos like Soraya.

The Mayor's Office will continue to engage partners and the public in a conversation about housing insecurity, and will update this resource to incorporate feedback.





# Planet LA 100

Relevant SDGs: 7, 11, 13



Worldwide, the burning of coal, natural gas, and oil for electricity and heat accounts for approximately 25%, the largest source, of greenhouse gas emissions.<sup>7</sup>



In Los Angeles, the power sector accounts for 34% of the City's overall emissions.

Transitioning to higher amounts of renewable energy sources in the power system is an important part of addressing climate change. Established more than 100 years ago, the Los Angeles Department of Water and Power (LADWP) is the nation's largest municipal water and power utility and currently delivers reliable and safe water and electricity to more than 4 million L.A. residents, translating to 1.5 million customers. About 34% of

LADWP's current power supply comes from renewable sources, including biomass & waste, geothermal, eligible hydroelectric, solar, and wind. To combat climate change while capturing health and economic benefits, the City has set ambitious goals to transform its electricity supply, aiming for a 100% renewable energy power system by 2035, along with a push to electrify the buildings and transportation sectors.<sup>8</sup>

# L.A.'s Green New Deal

L.A.'s Green New Deal (GND) is an expanded vision of the City's original 2015 Sustainable City pLAn. The GND sets ambitious targets for Los Angeles across energy, water, buildings, housing and development, mobility and transportation, air quality, waste, food systems, urban resilience, environmental justice, green jobs, and more - including a target for LADWP to supply 100% renewable enegy by 2045. Following the LA100 study, Mayor Garcetti announced the City's commitment to achieve that target by 2035, ten years ahead of schedule.



# Pathways to 100% Renewable Energy

Los Angeles City Council passed a series of motions in 2016 and 2017 directing LADWP to determine the technical feasibility and investment pathways for a 100% renewable energy portfolio. LADWP partnered with the U.S. Department of Energy’s National Renewable Energy Laboratory (NREL) on the Los Angeles 100% Renewable Energy Study (LA100), a first-of-its-kind, objective, highly detailed, rigorous, and science-based study to analyze potential pathways our community can take to achieve a 100% clean energy future.

Four LA100 scenarios were evaluated using three different projections of customer electricity demand. The illustration below shows the four potential pathways using just the moderate projection of electricity demand. Each scenario explores one possible pathway toward a clean energy future. All scenarios have the same end goal—**100% renewable energy** — but how the goal is achieved (and what qualifies as a renewable or clean technology) varies across the scenarios.



## Scenario 1 SB100

The **SB100** scenario complies with existing California law set by Senate Bill 100. Targets are based on retail sales as opposed to total generation. This is the only scenario to allow the use of renewable electricity credits. Together these aspects of the scenario allow for approximately 10-15% of generation to be derived from fossil fuels.



## Scenario 2 Early & No Biofuels

The **Early & No Biofuels** scenario meets the 100% clean energy goal in 2035 (10 years earlier than the other scenarios), prohibits biofuels in all years, and assumes higher levels of customer rooftop solar adoption.



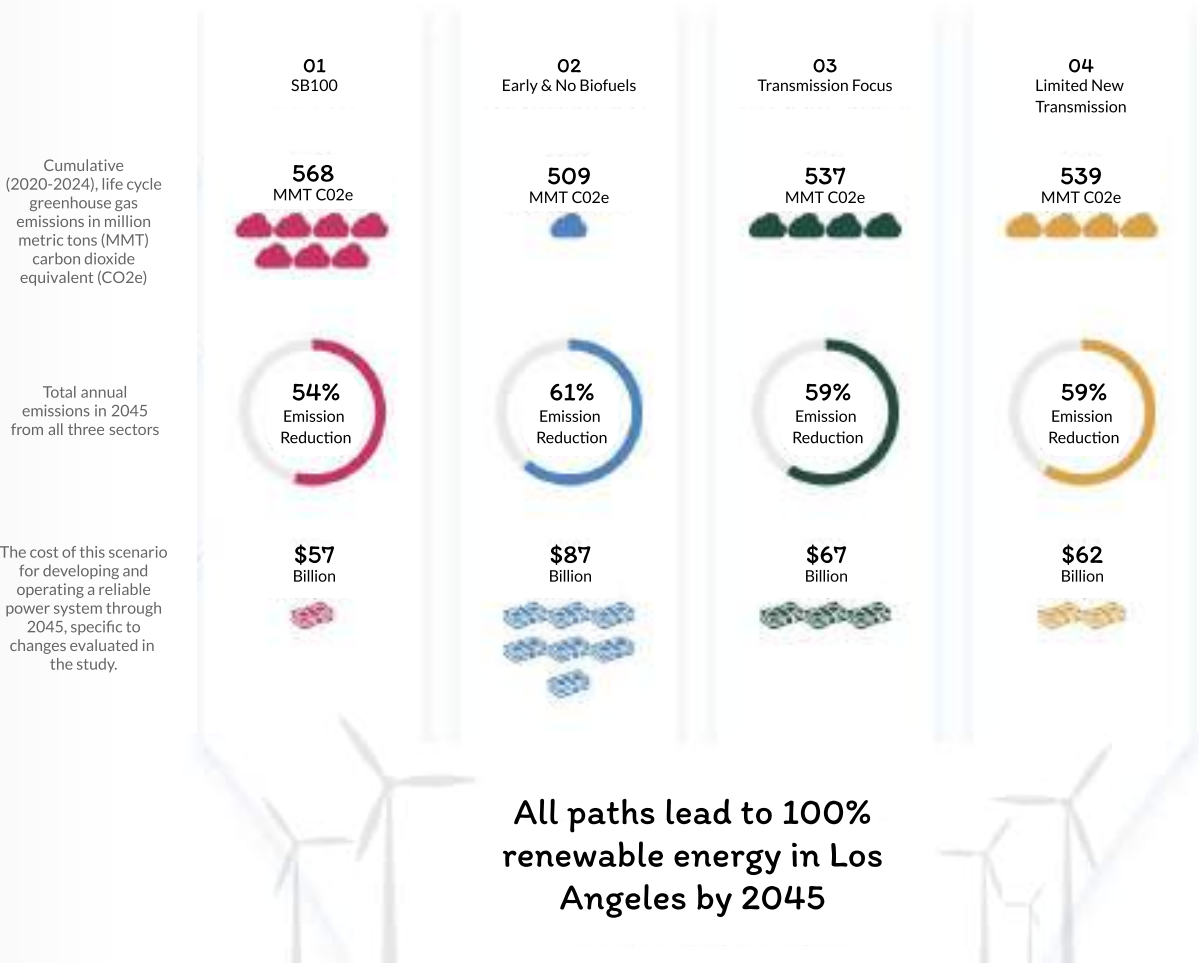
## Scenario 3 Transmission Focus

The **Transmission Focus** scenario achieves the 100% target by 2045, assumes lower barriers to building new transmission and upgrading existing ones, and eliminates the use of nuclear energy generation by 2045. This scenario also assumes the construction of a transmission backbone into the L.A. basin.



## Scenario 4 Limited New Transmission

The **Limited New Transmission** scenario prohibits building new transmission lines that are not already planned. This scenario reaches its target in 2045 and eliminates nuclear generation by that year. This scenario also assumes higher levels of customer rooftop solar adoption.



Based on the findings of the LA100 Study, LADWP has started several projects and research for implementation including:

- Increasing renewable energy generation in and out of California
- Increasing access to commercial feed-in-tariff,<sup>8</sup> rooftop rental, and shared solar projects
- Increasing energy storage capacity starting with long duration storage in salt caverns at the Intermountain Power Plant
- Upgrading local and regional transmission lines

Following the LA100 study, LADWP will launch a comprehensive, community-driven effort to achieve a just and equitable 100% carbon-free future for all communities in Los Angeles. NREL will lead a new phase of the study, **LA100 Equity Strategies**, in collaboration with the Luskin Center for Innovation at UCLA to bring together environmental justice communities and other key stakeholders to identify energy-just outcomes, particularly for underserved communities.

# Prosperity Justice Budget

Relevant SDGs: 1, 8, 10, 16



L.A.’s \$1.1 trillion regional economy rivals most countries, and our entrepreneurial environment fosters innovation across rapidly growing sectors like advanced manufacturing, transportation, and green technology. This economic strength has manifested increases in both low-wage and high-wage jobs, but a decrease in middle-wage employment.<sup>9</sup> Economic inequality and poverty persist in L.A. and throughout the U.S., and we must ensure all Angelenos can access our regional economic strength to build wealth and financial security.

Poverty is not just tied to income, but to various compounding factors including health and education. The City of Los Angeles does not oversee public health, social services, or public schools, which are under the jurisdiction of the County of Los Angeles and L.A. Unified School District, respectively. As a result, L.A. City’s budget is comparatively smaller than cities like New York (\$98.7 billion), which does provide for health and education. In June 2021, Mayor Garcetti signed an \$11.2 billion budget for the 2021-2022 Fiscal Year (FY). This plan dedicates nearly \$1 billion to confronting the homelessness crisis, invests \$300 million into racial and economic justice programs across the City, and commits critical resources to help Angelenos recover from COVID-19. Over the last five years, L.A. was the biggest city in America to adopt a \$15 minimum wage, launched the L.A. College Promise program, established the City’s first Office of Reentry to support formerly incarcerated individuals, and raised tens of millions of dollars to support the Angeleno Card. The City’s FY21-22 Budget is a **Justice Budget** as it funds new, bold steps toward a more just and equitable future that are needed now more than ever.



12%

If the State of California were a nation, it would have the fifth largest economy in the world, and yet, 12% of the population lives below the federal poverty level<sup>10</sup>



2 out of 10

In the City of Los Angeles, poverty affects almost two out of every 10 residents, most of them people of color<sup>11</sup>



1/3

1/3 of working adults in Los Angeles aren’t able to support their families with full-time work alone<sup>12</sup>

## But what does this mean?

In 2020, the federal poverty level for a household of 4 was \$26,200 regardless of location\*...

... But poverty is a compound reality with various root causes, not just a threshold statistic...

And the cost of living in Los Angeles is higher than most of the rest of the country

\* The federal poverty level is a simplification of the poverty thresholds updated each year by the Census Bureau based on family size and composition. The thresholds do not vary geographically but are updated for inflation. “2020 Poverty Guidelines.” Department of Health and Human Services.

Federal  
Poverty Level  
\$26,200







# BIG:LEAP

## BASIC INCOME GUARANTEED: L.A. ECONOMIC ASSISTANCE PILOT

In April 2020, Mayor Garcetti and the Mayor’s Fund for Los Angeles launched a direct financial assistance program to serve residents hardest-hit by the pandemic’s economic impacts. The Angeleno Card initiative distributed over \$36 million between April 2020 and July 2020. Through anonymized data, we have seen that over 40% (almost \$14 million) of these funds were spent on food.

Of the \$36M distributed and spent through the Angeleno Card, three-quarters went to food and essential items like clothing, utilities, and transportation.

Following the success of the Angeleno Card and a smaller pilot project in Council District 9, the 2021 **Justice Budget** will fund the largest guaranteed income pilot in a U.S. city to date, with a total budget of \$38.25 million. Through this pilot, approximately 3,000 households will receive monthly, obligation-free disbursements of \$1,000 for one year through the **Angeleno Connect** account. Mayor Garcetti has joined with 57 other cities as part of the **Mayor’s for Guaranteed Income** network to share their cities’ experiences and advocate for a national guaranteed income.

Food	40%	\$14,824,202	grocery stores, fast food, restaurants, convenience store
Retail	18%	\$6,771,309	discount stores, clothing stores, department stores
Financial	17%	\$6,301,399	money transfer, money orders, travelers checks
Utilities	12%	\$4,374,546	water, gas, electricity, telecommunications
Transit	6%	\$2,176,043	gas, auto parts, taxis
Home	4%	\$1,365,217	home supply, furniture, appliances
Health	2%	\$646,431	pharmacy, cosmetic stores
Services	0.5%	\$195,605	insurance services, marketing, courier
Other	0.37%	\$137,312	other



Clean L.A. Jobs is a pilot program that employs underserved Angelenos facing barriers to employment to clean and beautify our communities. In addition to paid on-the-job training and full-time employment, participants will receive access to specialized training and educational services to prepare candidates for long-term careers with the City.

# REPAIR

Reforms for Equity and Public Acknowledgement of Institutional Racism

The movement for racial justice that we saw on the streets of L.A. in Summer 2020 challenged the City to take bold steps to acknowledge and confront inequality and injustice with new programs funded through the 2021-22 Budget. See a full list of projects proposed in the [Justice Budget online](#) and learn more about how L.A. is reimagining public safety in SDG 16.

## PEACE AND HEALING CENTERS

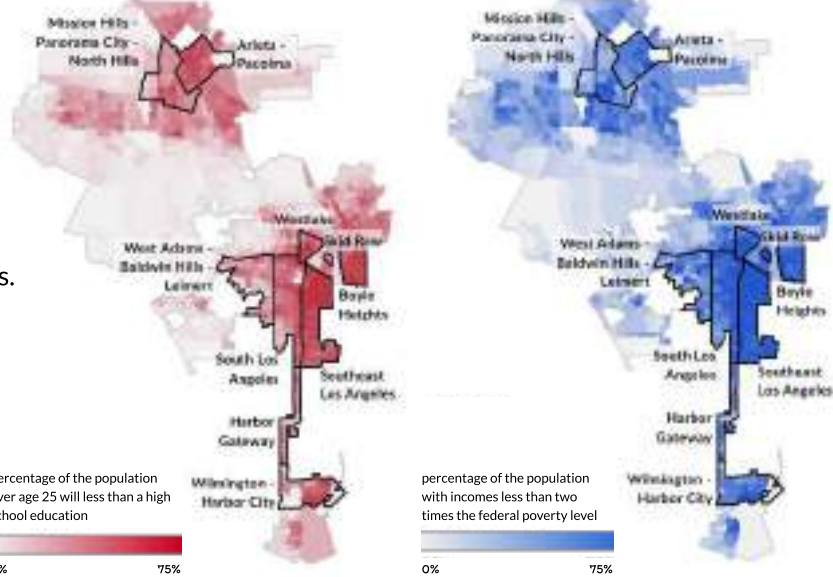
Peace and Healing Centers will bring together trusted and equipped community-based organizations, faith-based organizations, social workers, mental health professionals and community leaders to provide safe spaces where youth and adults can engage in healing-centered programming around racial justice and reconciliation around the effects of institutional racism.

## PARTICIPATORY BUDGETING

The budget allocates \$10M in one-time funding to launch the City’s first participatory budgeting pilot, designed to empower a select number of communities with the decision making power to allocate funding to programmatic projects led by community-based organizations. Communities will be selected based on various equity and health metrics so as to ensure funds reach communities most in need.

### Compounding Inequalities

The ten tentative participatory budgeting communities score low in many health and socioeconomic outcome metrics. Notice how the nine communities (outlined in black) score in education attainment (red) and poverty rates (blue).



# Review by Goal

This Voluntary Local Review (VLR) includes a snapshot of each of the 17 Goals that feature related City programs, initiatives, indicators, and innovative multi-stakeholder partnerships. To view all of L.A.'s data reported by SDG, visit our [OpenSDG Data Reporting Platform](#). To explore other City programs and projects, as well as initiatives led by the private sector and community-based organizations not reported here, visit our [SDG Activities Index](#).

We welcome suggestions and feedback, which can be sent to [sdg@lacity.org](mailto:sdg@lacity.org).

17  
nips for  
goals

**SDG 1**  
No Poverty

**SDG 2**  
Zero Hunger

**SDG 3**  
Good Health  
Well Being

**SDG 4**  
Quality Education

**SDG 5**  
Gender Equality

**SDG 6**  
Clean Water and  
Sanitation

**SDG 7**  
Affordable and  
Clean Energy

**SDG 8**  
Decent Work  
Economic Growth





SDG 1

# No Poverty

End poverty in its forms everywhere

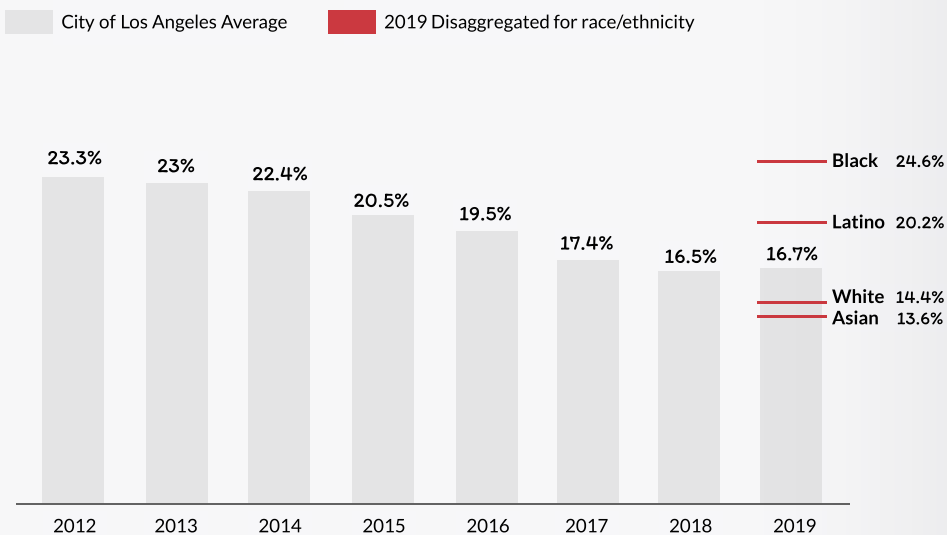


Addressing poverty at the local level involves ensuring that residents have access to wrap-around services to protect against economic shocks and stresses. Accessing these services is often tied to reported income, which does not truly capture the compound reality of poverty. Considering educational attainment, employment status, household wealth, access to childcare, and the availability of social and community safety nets is essential to understanding the choices (or lack thereof) available to Angelenos experiencing poverty.

While this compound reality cannot be fully captured by a threshold statistic like annual income, the U.S. federal poverty level is the standard to which we adhere, in order to measure changes over time and compare across geographies. Citywide poverty rates in Los Angeles decreased by almost four percentage points from 20.5% in 2015 to 16.7% in 2019 but L.A. still has higher rates of poverty compared to the State of California (11.8%) and the U.S. (12.3%) and large disparities between racial and ethnic groups remain.

### Percent Of L.A. City Residents Below The Federal Poverty Level

The federal poverty level is determined annually and depends on household size, regardless of geography. In 2020, the federal poverty level was \$26,200 for a household of four.



## 2021 COVID-19 EMERGENCY RENTERS ASSISTANCE PROGRAM

For City of L.A. Residents

### EMERGENCY RENTAL ASSISTANCE TO KEEP ANGELENOS HOUSED

The City of Los Angeles, in partnership with the State of California and the U.S. Government, has created a new **emergency rental assistance program** to assist renters who have been unable to pay their rent as a result of the COVID-19 pandemic. Even before the economic impact of a global pandemic, 55% of L.A. residents were rent-burdened, meaning they spent more than 30% of their income on rent. Housing security strategies are critical to ensure Angelenos can stay in their homes or easily – and quickly – find affordable housing options that meet their needs.

### PROVIDING SAFE PARKING FOR CAR DWELLERS

Among unsheltered residents experiencing homelessness in Los Angeles County, approximately 39% are living in their vehicles.<sup>14</sup> The **Safe Parking program** offers a safe place to sleep at night and provides services including on-site security, access to a restroom, and referrals to community resources. The program is funded by the City and County of Los Angeles and the State of California's Continuum of Care Homeless Emergency Aid Program and is operated by the Los Angeles Homeless Services Authority.

### CHILDREN'S SAVINGS ACCOUNT



The City of Los Angeles has launched the largest **Children's Savings Account** program in the nation to help children access post-secondary education by building both their savings and their educational aspirations. Each year, every first-grader in the Los Angeles Unified School District will automatically receive a savings account with a \$50 seed deposit, as well as opportunities to earn incentives to build their savings. In June 2020, the program kicked off with 13,000 accounts. This initiative is a partnership between the City, County, and Los Angeles Unified School District.





Photo by jpellgen

SDG 2



# Zero Hunger

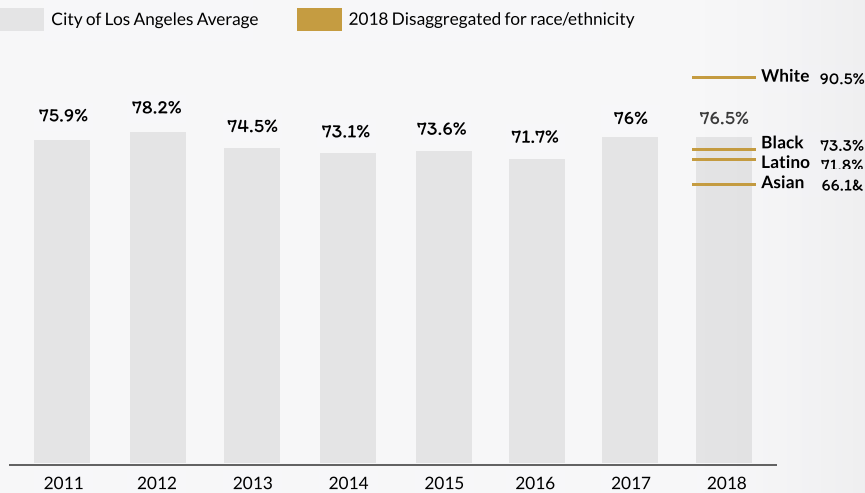
End hunger, achieve food security and improved nutrition, and promote sustainable agriculture

While undernourishment is relatively uncommon in Los Angeles, consistent access to food remains a struggle for far too many Angelenos. Food insecurity — defined as a disruption in the ability to get food or eat regularly because of limited money or resources, or not knowing where your next meal may come from — is a challenge, including for many low-income households with children. This is an ongoing reality for close to 30% of low-income households across L.A. County,<sup>15</sup> and has been exacerbated during the pandemic. According to research from the University of Southern California, around 8% of all L.A. County residents, or roughly 250,000 people, experienced food insecurity throughout the pandemic.<sup>16</sup>

Where Angelenos live also impacts their access to healthy food. Around 76% of L.A. County residents can access fresh fruits and vegetables in their neighborhoods, but this total varies greatly by race and ethnicity. The **Los Angeles Food Policy Council (LAFPC)** serves as a collective impact hub for more than 400 organizations and agencies working to develop and implement a healthy, sustainable, and fair food policy agenda for Los Angeles. Beginning in 2009 as a partnership with the City and now as an independent non-profit, LAFPC is now the largest food policy council in the U.S., and reports on more than 250 indicators specific to the region’s food system.

## Percent of L.A. County population always able to find fresh fruits and vegetables in their neighborhood

Percentage of respondents who answered “Always” to the question “How often are you able to find fresh fruits and vegetables in your neighborhood?” in the California Health Interview Survey.



## GOOD FOOD ZONE POLICY TO ADDRESS FOOD SECURITY

The **Good Food Zone Policy** is a pilot program in South Los Angeles adopted to address the need for food security and access to healthy food in low-income neighborhoods and communities of color. Food insecurity and a lack of access to healthy food in these neighborhoods highlight links between poverty, health inequalities, race, and ethnicity. The Good Food Zone Policy seeks to solve this problem through investment in the food sector to mitigate health disparities. These zones utilize financial and tax incentives to provide public and private investment in healthy food businesses, increasing access to healthy food, and fostering greater economic development.

## ADDRESSING FOOD WASTE THROUGH LOCAL PARTNERSHIPS

The City of Los Angeles Bureau of Sanitation and Environment **RecyclLA Service Providers** are partnering with local food rescue non-profit organizations in their respective City Zones for the recovery and redistribution of edible food “Before the Bin.” The **RecyclLA Food Rescue Program** has averaged roughly \$550,000 per year to fund additional food rescue capacity and has recovered approximately 18.4 million meals, since its beginning in 2018 through 2020 in Los Angeles.



## USING TECHNOLOGY TO CONNECT RESIDENTS WITH FOOD SERVICES

On “Open Data Day,” March 6, 2021, the City of Los Angeles hosted a **Food Insecurity Hackathon** in partnership with community organizations including Food Oasis, L.A. Tech4Good, and the Los Angeles Food Policy Council. Participants spent the day developing prototypes to help connect residents with local resources and organizations working on the accessibility and availability of healthy food for all.

## INTERNATIONAL COMMITMENTS TO GOOD FOOD POLICY

Los Angeles was one of the signatory cities to the **C40 Good Food Cities Declaration**, which is a commitment to work with residents to achieve a “Planetary Health Diet” for all by 2030. The main commitments of the Good Food Cities Declaration center around using the City’s municipal purchasing power to source food that is healthy for people and the planet, increasing healthy food access for everyone, and decreasing food waste in the City. Los Angeles also joined the **Milan Urban Food Policy Pact** (MUFPP) the only city-specific, international framework focused on creating a more sustainable, safe, inclusive, just, and resilient urban food system. Signed by over 200 global cities, the MUFPP’s main aim is to support cities working towards these goals through cooperation and exchange of best practices. Membership in the MUFPP will enhance networking and inspire further innovation in tackling urban food-related issues.





SDG 3

# Good Health and Well-Being



Ensure healthy lives and promote well-being for all at all ages

Los Angeles County, the most populous in the United States, oversees public health and social services programs for its more than 10 million residents. As the largest of 88 cities within the County, the City of Los Angeles is responsible for a number of programs and services to promote health and well-being among residents. The Department of Recreation and Parks has **youth sports programs** that increase accessibility to underserved populations. The Department of Transportation is improving pedestrian safety through its **Vision Zero** strategy. The Bureau of Sanitation and Environment monitors **water quality and air pollution**. L.A.'s Green New Deal sets ambitious

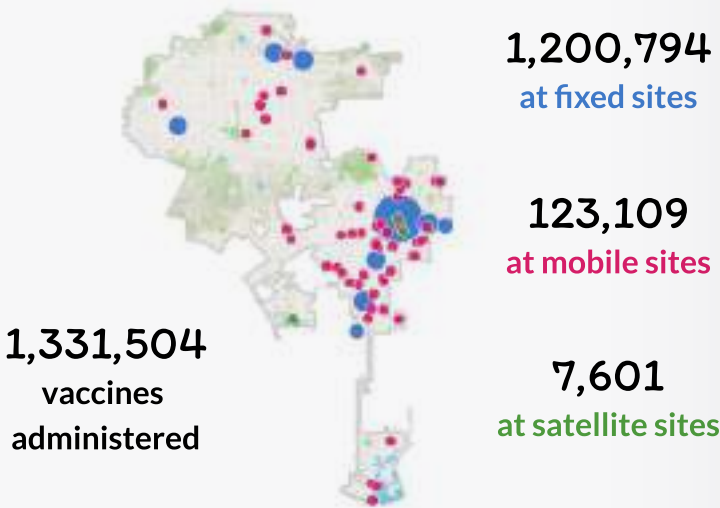
targets for emissions, pollution, and environmental justice.

RESPONDING TO THE COVID-19 CRISIS

During the COVID-19 emergency response, the City mobilized some of the largest testing and vaccination sites in the country, complementing efforts led by the County government. City-run sites have administered over 4.4 million COVID-19 tests as of July 2021.<sup>17</sup> More than 1.3 million vaccinations have been administered through City-run sites and mobile units, including at L.A.'s Dodger Stadium, the **largest mass vaccination site in the United States**.

Citywide COVID-19 Vaccination Sites

Circle sizes proportional to total vaccinations administered as of July 2, 2021 at fixed (blue), mobile (pink), and satellite (green) City-run sites. Map does not show other vaccination sites (e.g. pharmacies, County-run sites).



INVESTING IN YOUTH SPORTS

The Organizing Committee for the Olympic and Paralympic Games in Los Angeles 2028, or **LA28**, with support from the International Olympic Committee, will invest \$160 million to expand access to sport and fitness programs for youth across Los Angeles in the lead up to the 2028 Games. This commitment, the largest of its kind in the United States and the first legacy program to take shape ahead of the Olympic and Paralympic Games in L.A., will subsidize participation fees for leagues, classes, and clinics at more than 123 centers through the City's Department of Recreation and Parks.

STUDENT-LED RESEARCH ON HEALTHY INDOOR ENVIRONMENTS

In the summer of 2020, a group of seven students worked with the Mayor's Chief Sustainability Officer to explore how cities around the world are effectively integrating decarbonization retrofits (including electrifying and increasing the energy efficiency of municipal buildings) and indoor air quality incentive programs. The students proposed a list of five recommendations to promote better indoor air quality and environments, consistent with L.A.'s Green New Deal.

NASA PARTNERSHIP TO PREDICT AIR QUALITY

In October 2020, L.A. was awarded a \$1.3 million grant to lead the U.S. National Aeronautics and Space Association's (NASA) **"Predicting What We Breathe"** project — a new initiative that utilizes NASA's satellite equipment to better understand, predict, and address air quality impacts in Los Angeles. When complete, the model will be able to provide local officials with new information to predict local air quality, issue more effective on-the-ground intervention tactics, and receive detailed feedback on the impact of current efforts to reduce air pollution citywide. The platform will be shared with cities around the world, with the intent to demonstrate the effective fusion of NASA satellite data with city-level data to improve air quality and health outcomes everywhere.







SDG 4

# Quality Education

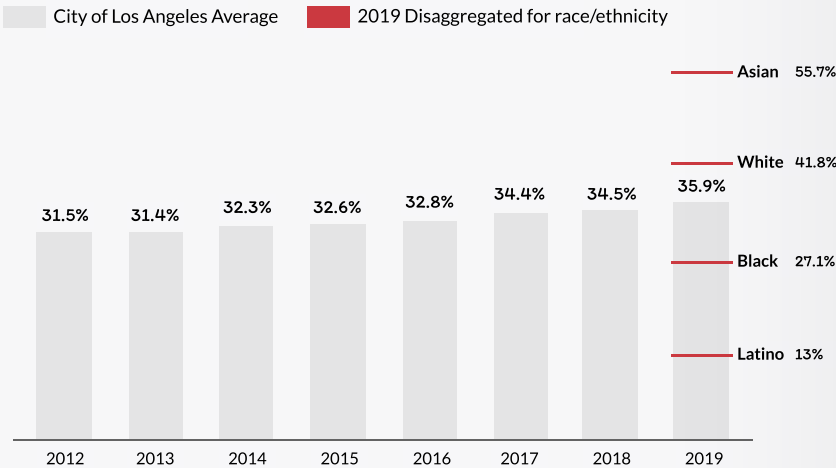
Ensure inclusive and equitable quality education and promote lifelong learning opportunities for all

K-12 education policy and services are administered through the Los Angeles Unified School District (LAUSD), the second-largest school district in the United States, which is overseen by an independently elected Board of Education. The City provides services and programs to students of all ages in partnership with LAUSD, the Los Angeles Community College District, and the more than 188 universities, colleges, and professional schools in the region. These include the **Mayor's Young Ambassadors Program** and education and workforce training services through the City's network of **YouthSource Centers**, our **Employment and Workforce Development Department (EWDD)**, and our new **Youth Development Department**.

L.A.'s population has a higher proportion of college graduates than the state of California and the United States. On average, 36% of the City's residents have a bachelor's degree or higher, but this total varies widely when disaggregated by race and ethnicity. To address these disparities, the City launched the **L.A. College Promise (LACP)** in 2016, making Los Angeles the largest city in America to guarantee high school graduates at least one tuition-free year of higher education. In 2019, the L.A. College Promise expanded to offer two years tuition-free, a model now in place across the state of California. Over the last three years, close to **20,000 students have enrolled** in full-time undergraduate studies through LACP, and 90% of these undergraduates are students of color.

## Percent Of L.A. City Residents With A Bachelor's Degree Or Higher

Proportion of population 25 years and over with a bachelor's degree or higher (e.g. master's, doctorate).



## STUDENT-LED RESEARCH ON INTERGENERATIONAL POVERTY AND STUDENT OUTCOMES

In the summer of 2020, a group of six students worked with the Mayor's Office of Economic Opportunity to investigate how improved educational access for students experiencing housing insecurity and homelessness can serve as a critical point of intervention in breaking cycles of poverty.

## NEW DEPARTMENTS TO CENTER THE NEEDS OF YOUTH AND FAMILIES

Effective August 8, 2021, the City will establish two new departments. First, the **Community Investment for Families Department** will plan, coordinate, direct, and manage activities, services, and programs provided by the City to support low-income families and poverty reduction initiatives. Second, the **Youth Development Department** will serve as the central information center for the public to access youth services in the City of Los Angeles. These new departments will consolidate services for families and youth previously spread across more than 26 City departments, and allow for a greater focus on shaping policy, programs, and capturing data that meet the lived experience and needs of these communities.

## SUMMER PROGRAMS TO KEEP STUDENTS ENGAGED

In partnership with the L.A. County Office of Education's Superintendent Debra Duardo, Mayor Eric Garcetti launched an online platform to ensure that all youth have opportunities to **Earn, Learn, and Play** through the summer of 2021 as they get ready for the academic school year. High school students will also have the opportunity to be trained and paid to home-tutor younger siblings through the City's **Student-to-Student Success Pilot Program**.



Over the last three years, close to 20,000 students have enrolled in full-time undergraduate studies through LACP, and 90% of these undergraduates are students of color.





SDG 5

# Gender Equality

Achieve gender equality and empower all women and girls

Equity among all genders is essential. From bringing underrepresented genders into city leadership positions to evaluating city services through a gender lens, it is a value we apply across our operations, with the goal of creating a smarter, more equitable, and representative government responsive to residents’ needs.

To underscore this value that is central to everything the City does, we have expanded our data reporting on SDG 5 to include three new indicators that measure the gender pay gap, access to child care, and LGBTQIA+ inclusivity. These indicators help to identify root causes in complex indicators like “percentage of women in management” and where interventions may be needed. Adding a new indicator to our data reporting on SDG 5, centered on access to childcare, contributes to our understanding of a related measure: unpaid care and domestic work.

Across L.A. County, roughly one in every three families has difficulty accessing childcare. This percentage is higher among families of color, low-income families, and parents with less formal education. Federal, state, and local governments in the U.S. spend a combined \$34 billion per year on early childhood care and education;<sup>18</sup> yet data shows that more families

had difficulty accessing childcare services in 2019 than in 2011. This trend may point to a stressor on families that force primary caregivers, a majority of whom are women, to leave the workforce. This stress becomes a full-blown shock during a crisis like the COVID-19 pandemic, where women disproportionately left or lost paid employment. Approximately 1.3 of the 5.1 million women who left paid work during the pandemic remain unemployed.<sup>19</sup>

APPLYING A GENDER EQUITY LENS

Mayor Garcetti issued **Executive Directive 11** (ED11) in May of 2015, which established a reporting and accountability structure for gender equity in city operations. ED11 mandates all 38 responsive City departments designate a Gender Equity Liaison and develop biennial Gender Equity Action Plans. Over the past six years, this reporting structure has created an internal community of practice between the City departments, helping point to citywide strategies and deficits in need of attention, and also speeding the adoption of new initiatives, such as **MyVoiceLA**. ED11 also served as a model for the City’s approach to Racial Equity in City Operations through Executive Directive 27 (See SDG 10).

STUDENT-LED RESEARCH ON LGBTQIA+ INCLUSIVITY

As part of the 2020 Summer SDG Cohort, a project team of six students researched best practices from other global cities and identified new data sources to measure the impact, inclusion, and representation of **LGBTQIA+ Angelenos**. In Los Angeles, we have modified our local SDG framework to include targets and indicators that measure progress on LGBTQIA+ inclusivity and representation. We currently report on four indicators related specifically to the LGBTQIA+ community and are working on identifying data sources that disaggregate data by sexual orientation and gender identity.

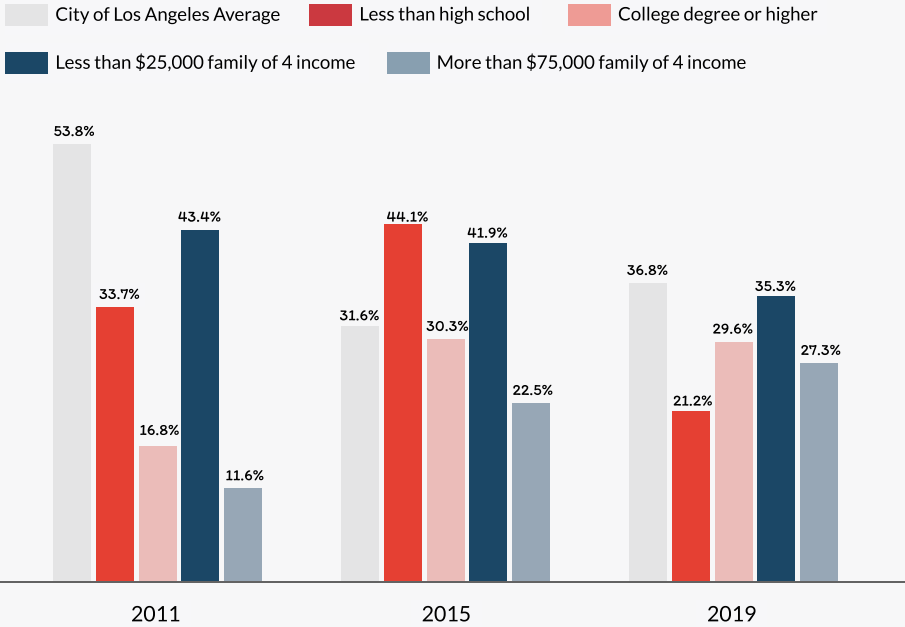


A NEW INTERNATIONAL CITY NETWORK ON GENDER EQUITY

In November 2020, Los Angeles joined with the co-founding cities of Barcelona, Freetown, London, Mexico City, and Tokyo to launch the **City Hub and Network on Gender Equity** (CHANGE), a groundbreaking international coalition of cities committed to achieving gender equity. Member cities create systemic change by identifying disparities, implementing initiatives to address needs across city operations, and tracking measures for success. To be successful, CHANGE believes its work must explicitly recognize and address intersecting inequalities predicated upon race, religion, ethnic origin, disability, sexual orientation, and gender identity or expression.

Proportion Of Families With Difficulty Obtaining Needed Child Care

Percent of children (ages 5 years and younger) whose parents / guardians reported difficulty finding needed childcare on a regular basis in the Los Angeles County Health Survey.







## SDG 6



# Clean Water and Sanitation

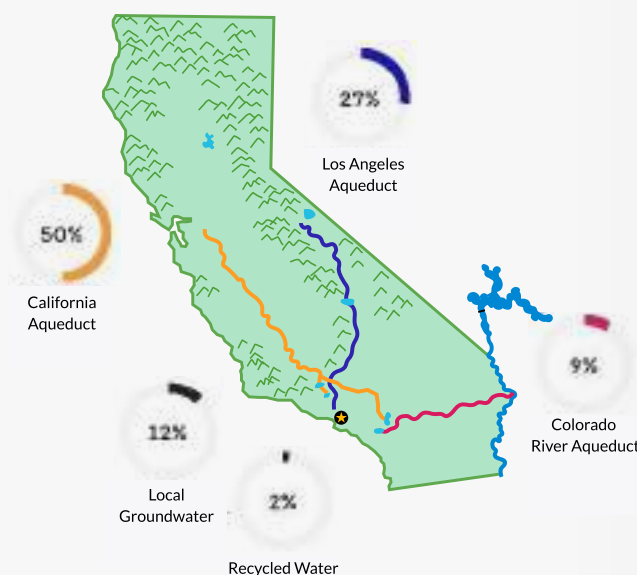
Ensure availability and sustainable management of water and sanitation for all

The Los Angeles Department of Water and Power (LADWP), the largest municipal utility in the U.S., supplies about 200 billion gallons of water annually to the City's four million residents. On the other side of the consumer water cycle, L.A. Bureau of Sanitation & Environment (LASAN) is responsible for operating and maintaining one of the world's largest wastewater collection and treatment systems. LASAN proactively maintains over 6,700 miles of sewer lines and 49 pumping plants in addition to four water reclamation plants across the City, which have a combined

capacity to treat 580 million gallons of wastewater per day. The Los Angeles Aqueducts, local groundwater, and supplemental water purchased from the Metropolitan Water District of Southern California are the primary sources of water supply for the City of Los Angeles. Currently, 13% of L.A.'s water supply is sourced locally<sup>20</sup> with the goal of reaching 70% and to capture 150,000 acre ft/yr of stormwater by 2035. L.A.'s Green New Deal sets the goal of "zero wasted water" by recycling 100% of all wastewater for beneficial reuse by 2035.

## Los Angeles Department Of Water And Power Sources Of Water Supply

Stormwater capture is included in the groundwater percentage.



## INCREASING LOCAL WATER RESILIENCE AND SUSTAINABILITY

**Operation NEXT** is a new water supply initiative being developed by LADWP in partnership with LASAN's **Hyperion 2035 project** that aims to improve the overall water supply resiliency and reliability for Los Angeles. Operation NEXT and Hyperion 2035 will allow for 100% recycling of available treated wastewater for beneficial reuse that will help L.A. to achieve long-term sustainability goals.



## REPLENISHING GROUNDWATER BASIN WITH RECYCLED WATER

To address the need for a resilient and independent water supply for Los Angeles, LADWP is pursuing a major initiative aimed at maximizing LASAN's production of purified

recycled water from the **Hyperion Water Reclamation Plant** to replenish the City's groundwater basins, a system of underground aquifers that currently supply 12% of L.A.'s water source.

## PROVIDING MOBILE WASH STATIONS FOR UNSHELTERED ANGELENOS

In October 2019, LASAN launched the **Comprehensive Cleaning and Rapid Engagement (CARE/CARE+)** program for immediate, dedicated service deployed regionally to ensure the highest level of service. The CARE/CARE+ program is action-oriented, offering data-driven public health services that target the specific needs of homeless communities. Services include cleanups, litter and debris removal, hazard identification, and thorough sanitation initiatives, like the **Mobile Hygiene Units (MHUs)**. The MHU employs six units operating citywide Monday through Friday, providing restrooms and showers for unsheltered Angelenos. Since its inception, the MHU program has served more than 23,000 clients, each of whom is provided with hygiene products, clean towels, a clean change of clothes, and a hygiene kit with essentials that they can keep with them.

### California Aqueduct

The California Aqueduct is 444 miles long and runs parallel to the I-5 highway. The aqueduct's water comes from the Sacramento-San Joaquin Delta.

### Los Angeles Aqueduct

The Los Angeles Aqueduct is sourced by water from the Owens Valley, located east of the Sierra Nevada.

### Colorado River Aqueduct

The Colorado River Aqueduct is a 242 mile-long aqueduct that can transport up to 1 billion gallons of water each day from the Colorado River to Southern California.

### Recycled Water

LASAN is the City's premier producer of recycled water and has a goal to achieve 100% water recycling at the City's four water reclamation plants by 2035.

### Local Groundwater (+storm capture)

L.A. has access to five local groundwater basins: San Fernando, Sylmar, Eagle Rock, Central, and West Coast. The City is on track to reach its goal of capturing 150,000 acre ft/yr (AFY) of stormwater by 2035.





SDG 7

# Affordable and Clean Energy

Ensure access to affordable, reliable, sustainable and modern energy for all

L.A. is the number one solar city in America with the largest solar and energy storage facility in the country.<sup>21</sup> The Los Angeles **Department of Water and Power** (LADWP) provides energy to the City's four million residents across its 465 square-mile service area. Around 34% of LADWP's power supply comes from renewable sources. Through the work of LA100 and other commitments, LADWP plans to reach 100% renewable power by 2035. In November 2019,

Mayor Garcetti announced unanimous City Council approval of power purchase agreements for the **Eland Solar and Storage Center** — the largest solar and battery energy storage system in the United States. These agreements enable the City to prevent up to 727,360 metric tons of greenhouse gas emissions from a conventional fossil fuel power plant — the equivalent of taking 148,700 cars off the road for a year.



## EV CHARGING INFRASTRUCTURE AND USED CAR REBATES

As of June 2021, over 12,000 commercial and public electric vehicle (EV) charging stations have been installed in Los Angeles with the support of LADWP, the most charging stations of any city in the United States. L.A.'s extensive charging network provides expanded options for the City's growing EV community. To uphold his commitment to equity in every facet of the Green New Deal, Mayor Garcetti instructed LADWP to work on increasing the rebate for income-qualified customers who purchase used EVs. LADWP's current used **EV rebate program** provides up to \$1,500 toward the purchase of a used battery electric or plug-in hybrid vehicle. To date, LADWP has distributed over 1,600 used EV rebates.



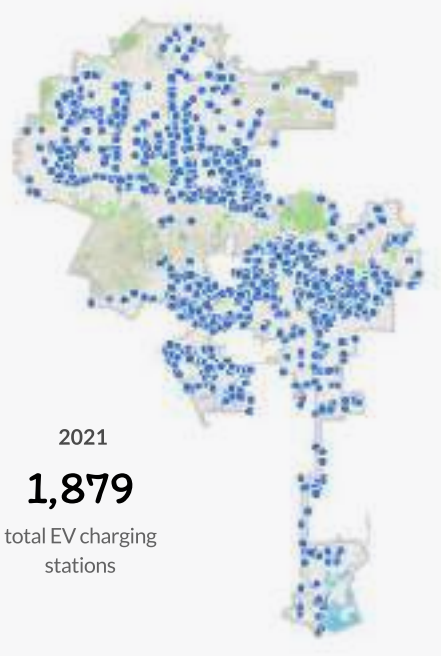
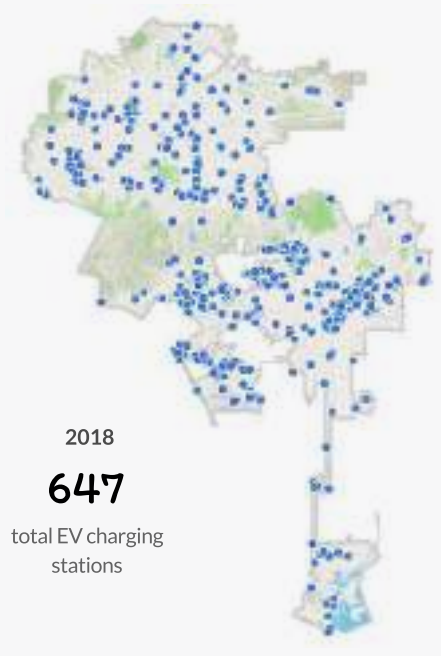
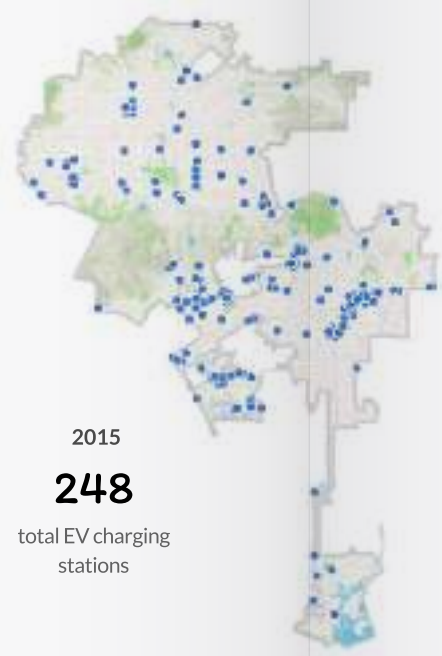
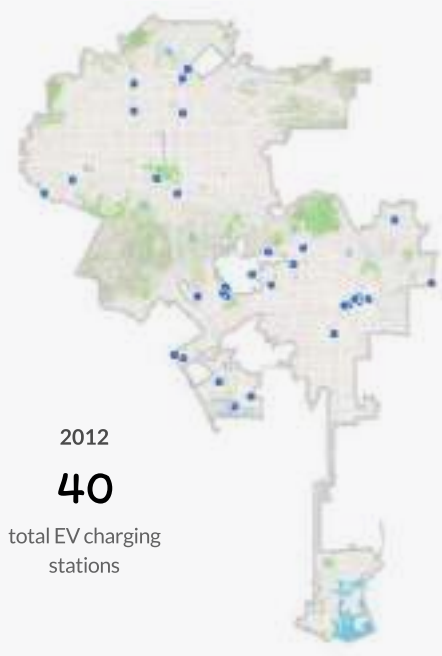
## STREET LIGHTING INNOVATION

The City's Street Lighting System comprises 223,000 lights, exceeds 400 different designs, and covers 469 square miles. L.A. began installing Light-Emitting Diode (LED) lamps in 2009 and is on pace to achieve full LED street lighting citywide by the end of 2021. The City's LED Lighting System delivers 64% energy savings (115.85 GWh saved annually) and reduces carbon emissions by 68,550 metric tons. Many of L.A.'s **Smart City strategies** are being deployed through the street lighting system, including communications technology, smart meters, and EV charging stations.



## Electric Vehicle Charging Stations Throughout L.A. City By Year Of Installation

EV charging stations supported by the City of Los Angeles Department of Water and Power by year of installation from 2012 to 2021.







## SDG 8

# Decent Work and Economic Growth

Promote sustained, inclusive and sustainable economic growth, full and productive employment and decent work for all

The City of L.A. has initiated ambitious programs to ensure decent work and economic growth for all Angelenos. These efforts include raising the minimum wage to \$15 per hour and working to remove barriers to employment for justice-involved residents, transition-aged youth, and those experiencing other economic or educational challenges. Prior to the start of the COVID-19 pandemic, average earnings had increased steadily for L.A. residents over the last five years. Angelenos 16 years and older averaged \$34,500 in annual earnings and unemployment rates hit a record low in 2019 at below 5%.

Barriers remain for many Angelenos looking to build their economic security, and we do not yet know the full and lasting impact of the pandemic on earnings and employment. In May 2020, unemployment in the L.A. area peaked at nearly 18%. A year later, unemployment is at about 9%, about four percent higher than the last pre-pandemic measure of 5% in March 2020.<sup>22</sup> Between 10-15% of young people between the ages of 16 and 24 are “disconnected,” meaning they are neither employed nor enrolled in education.<sup>23</sup>

Many residents do not have regular access to services through regulated, federally-insured financial institutions. Over 20% of the population are unbanked or underbanked,<sup>24</sup> and better data is needed to assess how a lack of access to financial institutions may disproportionately impact low-income residents and workers in the informal sector.

## SIDEWALK AND PARK VENDING

**Sidewalk vending** has long been an iconic feature of life in Los Angeles that provides opportunities for entrepreneurship with relatively low start-up costs, particularly for immigrant and low-income communities. The City of L.A. began formally permitting sidewalk vendors in January 2020, as overseen by the Bureau of Street Services (StreetsLA). StreetsLA has been working to ensure that the opportunity to pursue this business is equitable and accessible to all Angelenos. The City's eight BusinessSource Centers help residents secure permits and offer free workshops with advice on how to succeed as sidewalk vendors.

## STUDENT-LED RESEARCH ON A JUST TRANSITION

Throughout the 2020-2021 academic year, a group of five students worked with the Mayor's Chief Sustainability Officer to better understand the fossil fuel sector in Los Angeles and **recommend pathways for a just transition** to a sustainable and climate-resilient economy. Through qualitative and quantitative research and stakeholder interviews, the students found the fossil fuel value chain employs around 31,000 workers in Los Angeles County, with a median salary between \$95,000-\$105,000 per year. Working closely with workers in this sector to understand their perspective on desirable career pathways will be vital in developing a strategy for L.A.'s clean energy future.



## STUDENT-LED RESEARCH ON SERVICES FOR OPPORTUNITY YOUTH

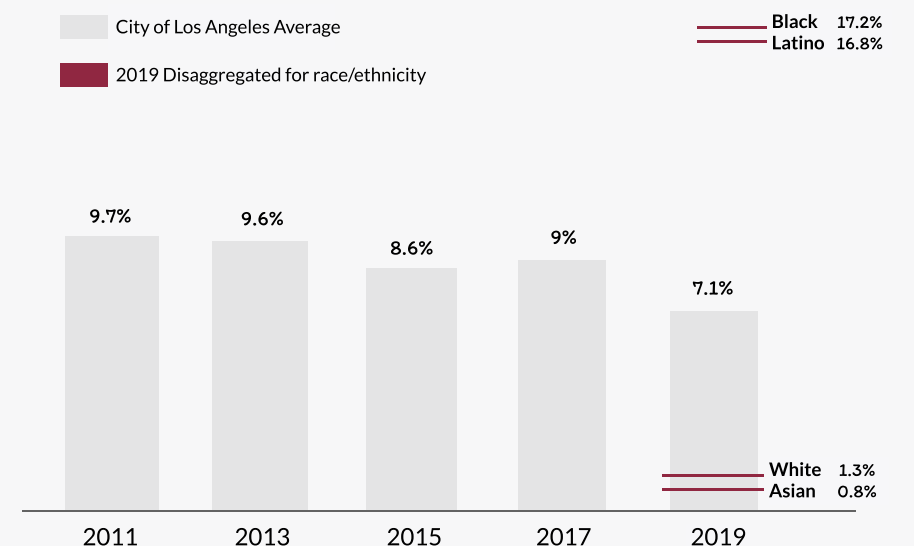
In the Spring of 2020, a team of eight students sought to understand the **accessibility of opportunities available to disconnected youth** (young people ages 16-24 not employed or enrolled in education) through the City's YouthSource Centers. The students mapped the services provided by location and analyzed the ease of accessibility by public transit. One of the students' recommendations was the creation of a centralized, online platform to better track which services were available by YouthSource Center.

## L.A. OPTIMIZED

In January 2020, Mayor Garcetti launched **LA Optimized**, a new program designed to bridge the digital divide and help small businesses access the assistance they need to adapt and compete in the digital marketplace. Businesses will receive free services including business listings, e-commerce health audits, website design and optimization, and creative assets. The program is made possible in partnership with Ernst & Young's Entrepreneur in Residence (EIR) Program, Mayor's Fund for Los Angeles, Art Center College of Design, and USC Center for Economics.

## Percent Of L.A. Region Residents Without A Bank Account

Over 7% of the population (or 950,000 people) in the L.A. region remain unbanked.







## SDG 9

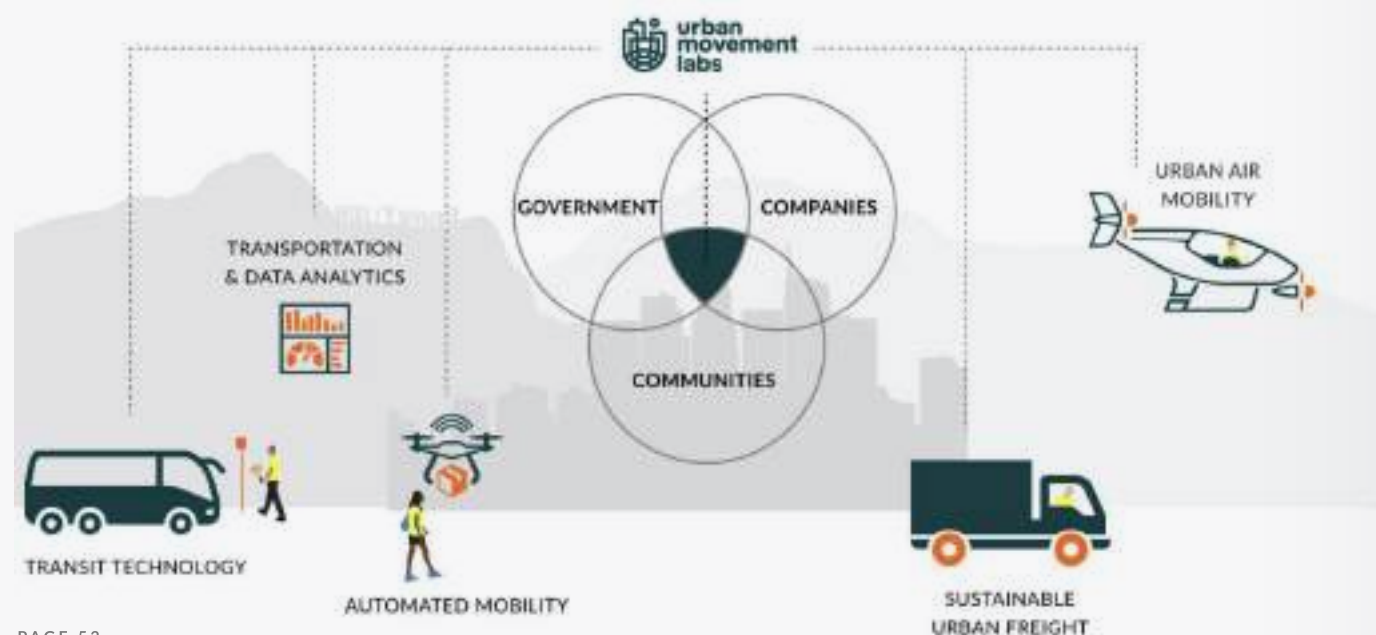


# Industry, Innovation and Infrastructure

Build resilient infrastructure, promote inclusive and sustainable industrialization and foster innovation

As we build a more sustainable, livable, and safe city, L.A. is investing in new infrastructure to expand our public transit system, protect our environment, create new jobs, and make it easier for everyone to get where they're going. Infrastructure projects in L.A. build on an already busy network for trade: the **Port of Los Angeles** is the number one container port by volume in the Western Hemisphere and

**Los Angeles International Airport (LAX)** is the 3rd busiest airport in the world. As the City repaves thousands of roads, restores sidewalks, modernizes the port and airport, and expands rail lines and bus routes, we are conscious of opportunities to make these traditional systems greener, more equitable, and designed for the people who use them most.



## L.A. AS A TESTING GROUND FOR MOBILITY INNOVATION

In November 2019, Mayor Eric Garcetti announced the creation of **Urban Movement Labs (UML)**, a dynamic organization to foster collaboration between communities, local government and mobility innovators, all committed to the same vision: a Los Angeles where new transportation technologies are tested, proven, and brought to life. UML accelerates ideas, supports workforce development, and tests innovative transportation solutions in **Urban Proving Grounds**. In July 2020, UML issued a request for information for new transportation technologies to be tested and deployed in the Warner Center neighborhood, and a number of pilot projects are underway. In December 2020, UML partnered with the Mayor's Office and the Los Angeles Department of Transportation to launch the **Urban Air Mobility Partnership**, a first-in-the-nation, one-year initiative to make Los Angeles an unmistakable leader on urban air mobility.

## ZERO EMISSION TRANSPORTATION INFRASTRUCTURE AND TECHNOLOGY

Through **Electrify America's California Zero Emission Vehicle (ZEV)** investment plan, the City of L.A. and the adjacent City of Long Beach will secure \$25 million to help fund fast-charging technology, renewable energy storage, energy management infrastructure, and public charging depots. This grant adds to major investments in ZEV infrastructure throughout the City, including the 2020 purchase of 155 electric buses through the Los Angeles Department of Transportation to support an entirely zero-emission fleet by 2028, and more than 11,045 commercial charging stations. This puts L.A. ahead of schedule to meet our goal of 25,000 stations by 2025 and 28,000 by 2028.

## ENSURING EVERY ANGELENO HAS A DIGITAL CONNECTION

About 12% of L.A. residents do not have broadband internet in their homes. During the COVID-19 pandemic response, and as part of public-private partnerships, the City provided six months of free internet for 9,000 residents in public housing, with an option for a low-cost plan following; free WiFi hotspots for K-12 students via the **Angelesno Connectivity Trust Program**; and devices and digital literacy training for seniors to combat social isolation and support uninterrupted telehealth appointments. The journey to equitable access to the internet continues as the City plans to install 500 new WiFi hotspots across the City. Access to the internet is essential for education, healthcare, our workforce, businesses and our overall well-being. We continue to find new ways to innovate our public-private partnerships to increase equitable access.







SDG 10

# Reduced Inequalities

Reduce inequality within and among countries

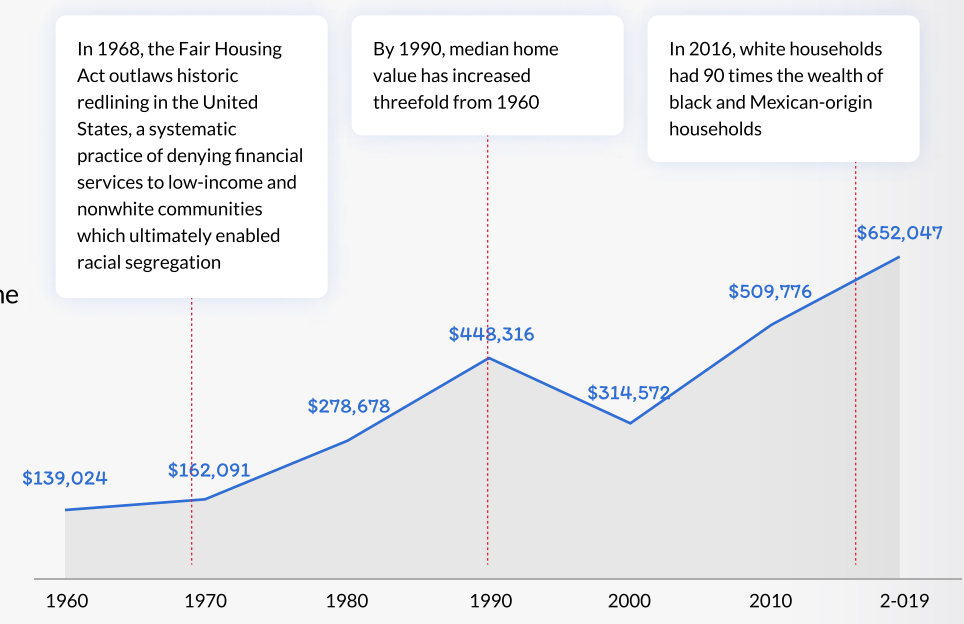


Los Angeles is one of the most diverse cities in the United States, but that diversity also impacts how communities experience our city, access resources, and overcome systemic inequities and their legacies to build wealth. One way to understand how historically discriminatory policies translate into current inequality is to consider disparities in household wealth. While median income provides an annual view of earnings, household wealth may be more useful in understanding how past discrimination continues to impact individuals by denying them the benefit of compound economic growth.

From 1934 to 1968, U.S. federal policies intended to promote home ownership after World War II allowed mortgage insurance risk to be tied with the racial demographics of a neighborhood, commonly known as **redlining**. In the more than 50 years since, home values in L.A. have appreciated more than 400%, or roughly \$500,000 adjusted for 2020 dollar value. The legacy of redlining and exclusionary zoning, among other discriminatory practices, has contributed to a wealth gap that continues to impact communities of color in Los Angeles today.<sup>25</sup>

## Median Home Value For Owner-Occupied Houses In Los Angeles County (Inflation-Adjusted To 2020 Dollars)

From 1960 to 2019, median home values in Los Angeles County appreciated by over 400%.



## RACIAL EQUITY IN CITY GOVERNMENT

On June 19, 2020, Mayor Garcetti signed **Executive Directive 27 - Racial Equity in City Government**. This ED appointed the City's first Chief Equity Officer, established Racial Equity Officers in each City department, and directed each department to submit annual Racial Equity Action Plans, which include a review of departmental functions such as recruitment, hiring, training, retention, promotions, and contracting, and related data collection.

and organizing an annual, collectively led "Memory Day" that brings communities together to commemorate their diverse experiences and histories in Los Angeles.

## CIVIL AND HUMAN RIGHTS AND EQUITY DEPARTMENT

The **Los Angeles Civil and Human Rights and Equity Department** (LA Civil Rights) was established in December 2020, following new city ordinances in 2018 and 2019 to bring real action to the values of equity and empowerment, as well as protect the civil and human rights of all Angelenos. LA Civil Rights is responsible for enforcing **Los Angeles' Civil and Human Rights Law**, and has investigative powers and quasi-judicial authority to address the long-standing discrimination impacting underserved communities which denies equal treatment in private commerce, education, employment, and housing. The Department also works closely with Equity and Empowerment (E2), and supports three City commissions: the Human Relations Commission, the Commission on the Status of Women, and the Commission on Civil Rights.

## STUDENT-LED RESEARCH ON TRUTH AND RECONCILIATION IN L.A.

In Spring 2021, a team of 13 students worked with the City's Chief Equity Officer to explore how L.A. can use **truth-telling practices to address racial justice** through recognition, active responsibility, and repair of past harms. Student short- and long-term recommendations included creating an institutional structure that connects ongoing city work into a unified Truth-in-L.A. process



## SDG 11

# Sustainable Cities and Communities

Make cities and human settlements inclusive, safe, resilient and sustainable

While local action is crucial to achieving all 17 Goals, SDG 11 captures the work done every day by, with, and through local government. L.A. has innovative programs, policies, and initiatives that touch on all targets under SDG 11, from ensuring access to housing and basic services and protecting L.A.'s vibrant public and cultural spaces, to providing accessible and sustainable public transportation and monitoring air pollution.



## UNDERSTANDING OUR HISTORY THROUGH CIVIC MEMORY

In November 2019, the Los Angeles Mayor's Office **Civic Memory Working Group** — consisting of 40 historians, indigenous elders and scholars, architects, artists, curators, designers, and other civic and cultural leaders — convened for its first meeting in City Hall. Led by L.A.'s Chief Design Officer, Christopher Hawthorne, the group produced a series of recommendations to help Los Angeles engage more productively and honestly with its past — especially where that past is fraught or has been buried or whitewashed. The Working Group's report, including a print volume and website, was released in April 2021, with 18 key recommendations complemented by subcommittee reports, essays and photo essays, and interviews and roundtable discussions on significant topics. At the local level, historic events are often memorialized at specific street corners in a community. Various notable locations and moments in L.A.'s history are mentioned throughout the report, with a select few included in the next page.



## RESILIENT PUBLIC SPACES BECOME COMMUNITY SERVICE HUBS

The Los Angeles Department of Recreation and Parks stewards over **16,000 acres of parkland**, offering extensive recreational, social and cultural programs at 444 park sites in every L.A. neighborhood from the valley to the sea. L.A.'s public spaces include iconic landmarks like the **Griffith Observatory** and the **Greek Theatre** as well as neighborhood facilities including **73 public libraries**. From offering recreational activities to residents year-round to giving visitors a unique L.A. experience, our public spaces foster belonging and are often the first point of contact that residents have with their local government. During the COVID-19 pandemic, many of the City's public spaces were converted into testing and vaccination sites, emergency homeless shelters, and mobilized for hospital surge capacity.

## STUDENT-LED RESEARCH ON EQUITABLE STREET ASSET INVESTMENT

In Summer 2020, a team of five students worked with StreetsLA to formulate innovative ideas for **equitable street asset investment prioritization** using sustainable development practices, data, and policy. The team developed an innovative street asset investment tool, which incorporates socioeconomic and racial equity metrics into the street asset management decision-making process.

## ACCESSORY DWELLING UNITS (ADU)

Due to changes in state law between 2017 and 2020, the process for permitting and building **Accessory Dwelling Units** (ADUs - a secondary residential unit on a property with a proposed or existing home) has been made easier. The **L.A. ADU Accelerator Program** was made possible through the Bloomberg Philanthropies Mayors Challenge, and pairs older adults with homeowners willing to provide a stable home by offering their ADUs as rentals. In exchange, homeowners receive benefits such as qualified tenant referrals, tenant case management, and stable rental payments.



## LOWRISE:LA

Launched in November 2020 with winners announced in May 2021, **LowRiseLA** was a free-to-enter, \$100,000 design challenge asking architects and landscape architects to propose appealing and sustainable new models of **low-rise, multi-unit housing**. A total of 380 submissions were received from around the world, responding to a brief with four categories: Corners, Fourplex, (Re)Distribution, and Subdivision. The City's Chief Design Officer, in partnership with other City departments and non-profit and philanthropic partners, is organizing sessions to get feedback from community partners and incorporating these designs into updates on affordable-housing, zoning, and land-use policies.





# Some Notable Locations Mentioned In The Civic Memory Report

See all the mapped locations on [civicmemory.la](https://civicmemory.la)



## Black Lives Matter

During 2020, after the killing of George Floyd sparked massive street demonstrations in Los Angeles and elsewhere, it became impossible to ignore the extent to which present-day suffering has been exacerbated by failures to adequately understand and confront historic patterns of inequity. Here, marchers in support of the Black Lives Matter movement gather on La Cienega Boulevard on May 30, 2020, less than a week after Floyd's death. (Photograph by Gary Leonard)



## The Birthplace of the Internet

On October 29, 1969, a group of UCLA researchers led by the young professor Leonard Kleinrock used a bulky machine called an Interface Message Processor, or IMP, to communicate with the Stanford Research Institute in Palo Alto. (Photograph by Robert Park)



## A Space Shuttle is Retired

Onlookers watch the space shuttle Endeavour as it moves east on Manchester Boulevard in Inglewood. (Photograph by Wally Skalij / Los Angeles Times)



## Mike and Walt

Mike and Walt's declaration was one of many messages in the east abutment of the Spring Street Bridge expressing queer identity. Judging from the signatures on its interior, which date from the late 1920s and early 1930s, the eastern bridge abutment seems to have acted as part queer space and a safe haven for people with non-normative sexual identities. (Photograph by Susan Phillips)



## Chicano Moratorium

On August 29, 1970, roughly 30,000 Chicano activists marched in East Los Angeles to protest the Vietnam War. (Los Angeles Public Library)



## Mexican Repatriation

Between 1929 and 1936 anywhere from 400,000 to 2,000,000 Mexicans and Mexican Americans were deported in order to remove Mexicans from social welfare and indigent care during the Depression. (Los Angeles Public Library)



## 1871 Anti Chinese Massacre

On October 24, 1871 a violent mob carried out one of the largest mass lynchings in American history: the 1871 massacre of 18 Angelenos of Chinese origin. (Los Angeles Public Library)



## Kobe Bryant

After Kobe Bryant was killed in a helicopter crash on January 26, 2020, along with his 13-year-old daughter, Gianna, and seven others, memorials to the retired Lakers star emerged across Los Angeles. (Photograph by Alex Welsh)



## The Marathon Continues

After his death in March 31, 2019, a memorial to the slain rapper and entrepreneur Ermias "Nipsey Hussle" Asghedom emerged in front of The Marathon store in the strip mall where he spent much of his life and where he worked to uplift the community. (Photograph by Sahra Sulaiman)





## SDG 12

# Responsible Consumption and Production



Ensure sustainable consumption and production patterns

L.A.'s Green New Deal includes zero waste among its principal "five zeros" goals. By 2030, the City will increase landfill diversion rate to above 90%, reduce municipal solid waste generation by 15%, and eliminate organic waste going to landfill. Many innovative City programs and initiatives will help to deliver on these ambitious targets.

Between 2014 and 2021, single-use plastic carryout bags, straws, and disposable serveware have been phased out or limited and

L.A. City departments implemented various innovative projects to reduce their own waste. In July 2021, Los Angeles World Airports announced a new policy phasing out single-use plastic water bottles at LAX and Van Nuys airports within two years, with plans to install 60 new hydration stations to encourage the use of reusable water bottles. Los Angeles is where the world comes to test its best ideas — where the latest innovations in sustainability find a proving ground, a laboratory, and a home built into the very fabric of our city.

## Plastic Asphalt Pilot



## WHERE THE STREETS ARE PAVED WITH (RECYCLED) PLASTIC

In January 2021, Mayor Garcetti announced the launch of a new sustainability pilot project in which a portion of a major street in downtown Los Angeles was resurfaced with recycled plastic asphalt. Led by StreetsLA and working with TechniSoil Industrial, this application of recycled plastic asphalt is the first of its kind on a major city street and further proof that Los Angeles stays on the cutting edge of innovative, green technology. This recycled plastic asphalt has the potential to reduce the use of petroleum in asphalt and **repurposes approximately 150,000 plastic water bottles per lane mile**. As part of the project, the City will evaluate the durability and performance of the product under conditions of heavy vehicle weight use.



## GIVING NEW LIFE TO PRODUCTION SCRAPS

L.A. Industry is a pilot effort aimed at setting up a centralized hub where businesses and industries can store clean material by-products — starting with textiles scraps — that would otherwise end up in landfills. These repurposed scraps, through innovative reuse and repurposing, can create new markets, business partnerships, and green jobs in both the creative and manufacturing sectors. This hub will be one of the pollution prevention and sustainability strategies available to help businesses and industries reduce costs and environmental footprints.

## DIVERTING WASTE FROM LANDFILLS

L.A.'s Bureau of Sanitation and Environment (LASAN) has a number of landfill diversion programs, commonly known as recycling. L.A. has consistently ranked at the top of the 10 largest cities in the United States by recycling rates. LASAN provides a four-bin solid resources collection system to 750,000 households: 530,000 single-family and 220,000 multi-family units. Other LASAN recycling programs include construction and demolition debris recycling, metal household appliance collection, waste tire recycling, mandatory commercial recycling, the ban of single-use carryout bags, and the Recycling Market Development Zone program intended to encourage recycling and new business development. These efforts have produced Los Angeles' high landfill diversion rate of 76.4%, on pace to achieve our target of 100% landfill diversion rate and zero waste by 2050.





# SDG 13 Climate Action

Take urgent action to combat climate change and its impacts

Our generational battle against climate change is a moral imperative, an environmental emergency, and an economic opportunity. True to form, Los Angeles is rising to the occasion with a plan that will lead the world toward a low-carbon, green-energy future. L.A.'s flagship sustainability plan, the **Green New Deal**, sets ambitious targets to combat climate change while engaging underserved communities, prioritizing environmental justice and leaving no one behind. In January 2021 and in partnership with L.A. City Council, Mayor Garcetti established a new **Climate**

**Emergency Mobilization Office** responsible for coordinating the actions of the Mayor's Office, City Council, and community leaders to meet the commitments of L.A.'s Green New Deal. Mayor Garcetti and L.A. have been active leaders in the movement for climate action outside the City as well. As a co-founder of **Climate Mayors** — a consortium of 474 U.S. Mayors representing 74 million Americans in 48 states who have committed to the Paris Climate Agreement, and as Chair of the **C40** network of international cities acting on and advocating for ambitious climate action.

## By 2050 L.A. Will Have...



zero carbon grid



zero carbon transportation



zero carbon buildings



zero waste



zero wasted water



## EMPOWERING YOUTH TO ACT ON CLIMATE WITHIN CITY HALL

The **Mayor's Youth Council for Climate Action** (MYCCA) is composed of environmental leaders in L.A., aged 15-22, who come together to share their unique perspectives, fight environmental injustice, and act as liaisons to initiate action within their communities. The Council engages with high-level government and environmental leaders while raising awareness and initiating projects in the community to fight climate change. MYCCA developed the **L.A. Climate Stories** project to connect the lived experiences surrounding climate change to the larger climate emergency. The Council also supports a number of volunteer opportunities and shares helpful resources for young people in L.A. to engage in the fight against climate change.

## C40 CITIES NETWORK

**C40** is a network of 97 of the world's megacities committed to addressing climate change. Representing 700+ million citizens and one quarter of the global economy, mayors of C40 cities are committed to delivering on the most ambitious goals of the Paris Agreement at the local level. Since December 2019, Mayor Garcetti has served as Chair of this network, where he has led the

call for a **Green and Just Recovery from COVID-19**, as well as a **Global Green New Deal** focusing on accelerating ambition worldwide to achieve science-based targets and implement inclusive climate action. As a C40 member city, Los Angeles has signed on to C40 commitments on Clean Construction and Divesting from Fossil Fuels, and declarations on Investing in a Sustainable Future, Good Food Cities, Clean Air Cities, Zero Waste, Net Zero Carbon Buildings, Fossil Fuel Free Streets, and Urban Nature.

## EMPOWERING COMMUNITIES TO ACT ON CLIMATE IN THEIR OWN NEIGHBORHOODS

**L.A. Forever** is a sustainability initiative that advocates for action to make L.A. a zero carbon city. With a need to substantially reduce emissions by 2030, L.A. Forever seeks to achieve zero carbon emissions through: zero carbon transportation, zero carbon grid, zero carbon buildings, zero waste, and zero wasted water. The initiative offers five main actions for residents to contribute to their vision, including walking for short trips, adopting a tree, reducing food waste, considering solar power, and taking advantage of LADWP home efficiency rebates. L.A. Forever also offers resources, including toolkits and materials, for residents to take part in the vision to create a zero carbon future in L.A.





## SDG 14



# Life Below Water

Conserve and sustainably use the oceans, seas and marine resources for sustainable development

The state of California, home to the City of Los Angeles, has strong laws and regulations that protect and enhance California's coast and ocean for present and future generations. The California Coastal Commission plans and regulates the use of land and water in the coastal zone. Fishing in federal waters and ocean ecosystems are protected and regulated by the federal government. Despite strong state and federal laws and regulations, the City has an important role to play in advancing SDG 14. As a coastal city and host to the biggest container port in the Western Hemisphere, our local waste management and port operations impact our oceans and the rich ecosystems within.



## LAUNCHING A GREEN PORTS FORUM

As the current chair of C40, Mayor Garcetti launched the **Green Ports Forum** in April 2021 to connect cities and ports around the world on a shared mission towards decarbonizing our shipping and supply chains and securing a healthier, more prosperous future. L.A. is home to the busiest container ports in the Western Hemisphere, welcoming over a third of the goods arriving in the United States by sea.<sup>26</sup> Ports around the world are sources of jobs and prosperity to their local economies and cornerstones of our global supply chain infrastructure. This forum brings together cities, port authorities, and industry experts to reimagine our ports and decarbonize our equipment so the continued prosperity does not come at the cost of increased emissions and unhealthy air pollution.



## PROTECTING OUR OCEANS FROM URBAN CONTAMINATION

With a mission to improve water quality and ensure the health of L.A. residents, LASAN conducts a number of **water monitoring tests** and assessments related to marine biology, toxicity testing, wastewater and marine chemistry, and industrial waste pre-treatment analysis. Additionally, LASAN monitors its stormwater and runoff via watersheds to mitigate contamination of our waterways and the ocean. The bureau has also implemented a number of systems to improve the quality of coastal waters, like catch basin cleaning, pollution control devices, and data sharing systems.

## STORMWATER CATCH BASINS SCREENS

LASAN has installed catch basin inserts and screens in three established trash generation zones within the City of Los Angeles. **Catch basin inserts and screens** help to reduce litter by catching debris before it enters the storm drain system, ensuring sufficient drainage during rain events. This program has support through partnership with the State of California and funding from **Proposition 40** and **Proposition O**, which authorizes the City of Los Angeles to fund projects designed to prevent and remove pollutants from our regional waterways and ocean.

## Member Cities Of C40'S Green Ports Forum

Together these 20 ports make up more than 24% of the world's annual container port throughput (estimated at 811 million TEU).



of the world's annual container port throughput

### List of Member Cities

Auckland	Guangzhou	Seattle
Boston	Lima	Shanghai
Callao	Los Angeles	Singapore
Copenhagen	New York	Stockholm
Dubai	Newark	Tokyo
Durban	Oslo	Vancouver
	Rotterdam	Yokohama







SDG 15

# Life on Land

Protect, restore and promote sustainable use of terrestrial ecosystems, sustainably manage forests, combat desertification, and halt and reverse land degradation, and halt biodiversity loss

In May 2021, L.A. became the largest city in the U.S. to be certified as a biodiversity haven by the National Wildlife Federation. L.A.'s Green New Deal includes a target to "achieve and maintain 'no-net loss' of native biodiversity by 2035." This target groups four milestones and 14 initiatives, all slated to be complete before 2025. The City has many initiatives that align with SDG 15 to ensure we meet this ambitious local target. In 2018, L.A.'s Bureau of Sanitation and the Environment (LASAN) adapted the Singapore Index and developed L.A.'s first local **Biodiversity Index**, to provide an accurate accounting of the City's 4,000 distinct species. With the launch of the **UN Decade on Ecosystem Restoration**, it is crucial that cities restore their own local ecosystems, but also engage residents on the importance of ecosystem services.

The City's Biodiversity Index includes 23 indicators that help us measure the health of our ecosystems. In Summer 2020, a team of six students worked with LASAN to further develop the methodology to measure the indicators in the City's Biodiversity Index, including contributing to a list of the City's **Charismatic Umbrella Indicator Species**.

TAKING STOCK OF OUR URBAN FOREST

Spearheaded by the Office of Forest Management, the City's first City Forest Officer Rachel Malarich is leading efforts across Departments to develop the **Urban Forest Management Plan (UFMP)**. Individual components of the larger management plan currently underway include research, an update of the Protected Tree Ordinance, and development of the Street Tree Species List. Part of this plan is to develop a full inventory of our 700,000 street trees. This inventory will help the City to strategically manage our Urban Forest, identify planting opportunities, calculate tree-related benefits, and stay continuously updated with ongoing forestry activities.



PROMOTING LOCAL BIODIVERSITY

LASAN has developed decision support tools to help decision-makers, property managers, and residents to select local native plant communities for their landscaping that are adapted to the changing climate conditions and would help to create habitat stepping stones for biodiversity. Native ecosystems support ecosystem health by providing habitat for pollinators and other important species; providing economically important materials; supporting pollution removal in soil, air, and water; alleviating the urban heat island effect; and buffering communities against natural disasters.

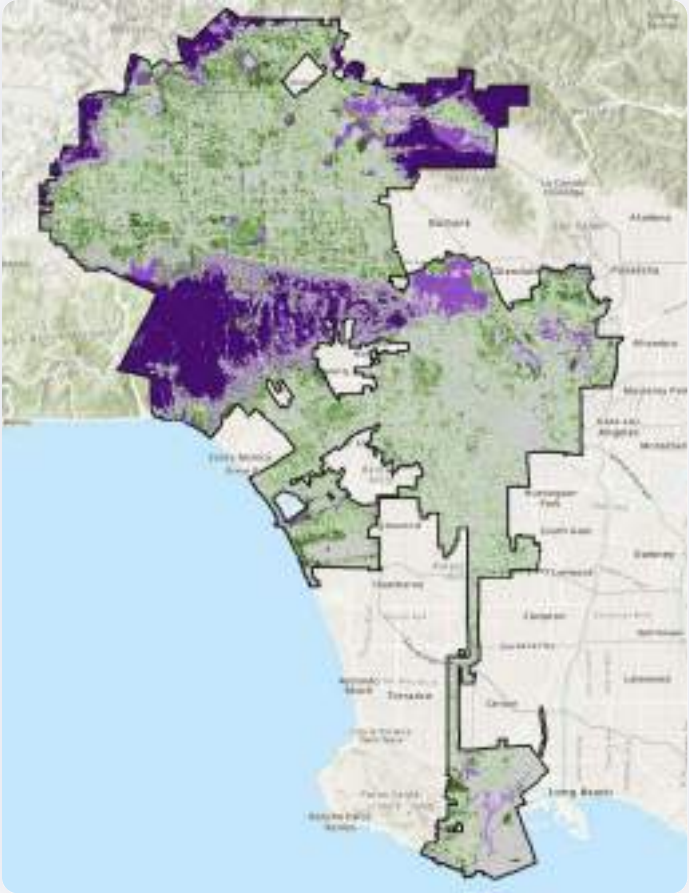
A GLOBAL COMMITMENT TO TREES, PARKS, AND GREEN SPACE

As part of **C40's Urban Nature Declaration**, Los Angeles joined cities around the world in pledging to invest in nature to make communities healthier, improve air quality, and build resilience. Equitable access to urban nature benefits people and the environment, and L.A.'s efforts to meet the C40 Urban Nature Declaration commitments will further support delivering a green and just recovery for all Angelenos.

Habitat Quality Map

Areas with the best habitat quality scores, shown in purple and dark green, have large patches of intact native vegetation while areas with the lowest habitat quality scores, shown in light green and gray, have limited, fragmented vegetation. Creating habitat and gardens and/or expanding the size of various green spaces in urban and suburban neighborhoods in L.A. will improve the ability of these areas, creating stepping stones to support regional wildlife movement and climate resilience.

Urban habitat quality score:







## SDG 16

# Peace, Justice and Strong Institutions

Promote peaceful and inclusive societies for sustainable development, provide access to justice for all and build effective, accountable and inclusive institutions at all levels

SDG 16 and its targets revolve around making institutions, including local governments, more transparent, more accountable, more representative, and more effective. Justice is a cornerstone of this Goal, and core to building the trust needed to achieve it. America is reckoning with the future of policing, and our urban centers, including Los Angeles, are at the center of that conversation. L.A. has been a leader in police reform, from embracing the recommendations in then-President Barack Obama's Task Force on 21st Century Policing

to becoming the first police department in the nation to require body-worn cameras. Our **Gang Reduction and Youth Development (GRYD)** program and **Community Safety Partnership Bureau** are national models of violence prevention and community policing initiatives. In 2021, L.A. is once again reimagining public safety by exploring alternative models for response, with an investment of \$18.7 million in 2021-2022 to fund the **Therapeutic Unarmed Response for Neighborhoods (TURN)** initiative.



## PROVIDING FREE LEGAL SERVICES

In 2021, the City revamped the **L.A. Justice Fund** by expanding its services and doubling its investment to \$2 million per year. The L.A. Justice Fund protects the due process rights of immigrants facing deportation proceedings by providing free legal counsel. The pilot version launched in 2017 provided a blueprint for a more complete program moving forward. The program is funded by the City of Los Angeles, the County of Los Angeles, the California Community Foundation, and the Weingart Foundation, supporting over a dozen non-profits in the provision of expert legal services to our most vulnerable immigrant Angelenos.

## A REPARATIONS COMMISSION

On June 18th, 2021, Mayor Garcetti launched **Mayors Organized for Reparations and Equity (MORE)**, a new coalition of 11 cities working toward reparations for Black Americans. Every MORE city has committed to support a reparations pilot program. In Los Angeles, the **L.A. Reparations Advisory Commission** was formed and tasked with providing recommendations for the format, function, and goals of a potential reparations pilot program in Los Angeles, including strategies and opportunities to seek public and/or private dollars to fund pilot programs.

### Therapeutic Unarmed Response for Neighborhoods (TURN)

TURN will fund programs with a community-based, and public health approach to reimagining public safety. They include:



### Alternative Dispatch for Suicide Prevention

The Alternative Dispatch for Suicide Prevention Pilot in partnership with the Los Angeles County Department of Mental Health and Didi Hirsch Mental Health Services launched in February 2021. Services are currently limited, only available for 8 hours daily. The newly signed Justice Budget will allow 24/7 operations.



### Therapeutic Transportation Pilot

A new model for unarmed crisis response that will dispatch mental health workers to nonviolent situations.



### Crisis & Incident Response through Community Led Engagement (CIRCLE)

CIRCLE teams are equipped with clinicians and workers that will respond 24 hours daily to intervene in homelessness or mental health crises. Pilot areas include Venice and Hollywood.





## SDG 17

# Partnerships for the Goals

**Strengthen the means of implementation and revitalize the global partnership for sustainable development**

If Goals 1 through 16 capture the future we want, Goal 17 is all about how we deliver that promise. Partnerships are key for any government, especially local government, to provide the services on which residents depend. Partnerships also create the space for co-ownership, diverse perspectives, and investment in new ideas. Partnerships make cities work and have been crucial for every initiative summarized so far in this VLR.

But as adopted, the language of Goal 17's targets and indicators are difficult to translate directly to responsibilities of local government. In Los Angeles, we've attempted to add our own context to these targets while mirroring their intent, and to report on indicators where data is available. But better, more inclusive and holistic indicators are needed.

As we find ourselves with less than a decade remaining in our journey toward the SDGs, Goal 17 presents an opportunity to revisit

how local and regional governments can be a part of the critical enablers for our shared global development agenda. From finance, trade, and technology to official development assistance, improved data collection and disaggregation, and international cooperation, Los Angeles has proven expertise we are eager to share with partners around the world.

**We call on our and other national governments to increase the recognition and participation of cities and local governments as essential contributors to inclusive global partnerships for the Goals and our networked, multilateral future.**



## UNIVERSITY PARTNERSHIPS

Our university partnerships are an engine for translating the Global Goals into actionable projects that add value for the City, for the students and faculty engaged, and for our community. In the past four years, the **City has partnered with faculty and more than 160 students on 25 SDG projects**. These projects generally take three shapes: interinstitutional project teams as part of an SDG Summer Cohort; single-institutional semester-long task forces; and, embedded internships within the Mayor's Office.

The SDGs in L.A. have benefitted from these partnerships with academic institutions from the program's inception. Dr. Sanjeev Khagram, then the John Parke Young Professor at Occidental College, brought his full support into the program and has sustained that engagement from Arizona State University, where he is now Dean of the Thunderbird School of Global Management. Occidental, now through Dr. Anthony Tirado Chase and the Young Initiative on the Global Political Economy, remains a central partner. University of Southern California's (USC) Institute on Inequalities in Global Health and its Director, Sofia Gruskin, has been a partner since mid-2018, and USC has expanded its partnership to include its Dornsife College of Letters, Arts, and Sciences and Public Exchange program, led by Director Kate

Weber. The University of California, Los Angeles (UCLA) has supported students from its Luskin School of Public Affairs, the Fielding School of Public Health and its WORLD Policy Analysis Center to work with the City on SDG project teams. Pomona College, one of the Claremont Colleges Consortium, has been partnered with the City since 2020, as led by Dr. Heidi Nichols Haddad.

## INTERNATIONAL COMMUNITIES OF PRACTICE AND CITY NETWORKS

As a global city, L.A. is active in many international city networks, and we continue to learn from other cities worldwide on a range of issues. Over the last four years, we have learned so much from our colleagues through the **Brookings Institution's SDG Leadership Cities**, the **United Nations Department of Economic and Social Affairs (UN DESA) VLR workshops**, **UN Habitat's Urban Monitoring Framework** discussions, as well as through bilateral engagements with City officials and relationships, some of whom are also Sister Cities. And as much as we learn from our international partners, we are also committed to sharing our tools and strategies with other cities. This includes the use of open-source software, as well as a commitment to produce wiki-guides so that others can easily adopt these solutions for their own communities.





## L.A. International Ties Span The Globe

Accra, Ghana

Amman, Jordan

Asker, Norway

Athens, Greece

Auckland, New Zealand

Barcelona, Spain

Bogota, Colombia

Bristol, UK

Buenos Aires, Argentina

Busan, South Korea

Dhaka, North Bangladesh

Dubai, UAE

Durban, South Africa

Freetown, Sierra Leone

Guangzhou, China

Hawaii, Hawaii

Helsinki, Finland

Hong Kong, China

Hull, UK

Jakarta, Indonesia

Kampala, Uganda

Liverpool, UK

London, UK

Lusaka, Zambia

Madrid, Spain

Malmo, Sweden

Mannheim, Germany

Mexico City, Mexico

Milan, Italy

Montreal, Canada

Nagoya, Japan

Nairobi, Kenya

New York, USA

Orlando, USA

Paris, France

Phoenix, USA

Pittsburgh, USA

Sao Paulo, Brazil

Seattle, USA

Stockholm, Sweden

Taipei, Taiwan

Tokyo, Japan

Vancouver, Canada

Yerevan, Armenia

Yokohama, Japan

Yucatan, Mexico

Zurich, Switzerland

Egypt

Vietnam

Australia

# Conclusion: The SDGs as a Multiplier

In both our 2019 and 2021 reports, we have articulated how our commitment to the SDGs adds value for Angelenos through

***a common language that fosters partnerships and progress toward the Goals.***

These partnerships themselves create momentum and have a multiplier effect, in which one project can lead into subsequent, often related, follow-up efforts.

Our university partners are an ecosystem of faculty and student experts and community-based partners. Our colleagues within the City are deep subject matter experts, well-versed in the steps required to translate goals into discrete actions. And community groups and residents in Los Angeles give voice to how their experiences shape the work to be done. While this VLR has been prepared by the Office of the Mayor of Los Angeles, achieving the goals will require that ***all Angelenos come together to define and build the future we want.***

**Los Angeles welcomes and tests innovative and new ideas to solve our local (and global) challenges.**

From recycled-plastic asphalt to piloting the nation's largest guaranteed basic income program, this VLR demonstrates how L.A. innovates to solve problems and deliver services to our residents. We continue to welcome new partnerships and innovations to help us solve our City's challenges.

**As the SDGs are interconnected, so our solutions need to be.**

While projects in this report are categorized into specific Goals, each initiative included in this VLR delivers multiple, cross-cutting benefits. We must continue to deliver holistic solutions that do not prioritize short-term benefits at the expense of the long-term health, resilience, and prosperity of people, our planet, or our communities.

**Hyperlocal solutions show us how we can deliver on the 2030 Agenda.**

In the remaining nine years in this decade of action, we continue to turn to our neighborhoods and local communities to learn how to co-create solutions, from reimagining public safety or investing in public transit and green spaces, to supporting housing and food security. Local context allows us to tailor solutions that marry data-driven approaches with the experience of residents we serve.

---

This Voluntary Local Review is best experienced in its online format available at [sdg.lamayor.org/2021VLR](https://sdg.lamayor.org/2021VLR).

To learn more about L.A.'s work on the Sustainable Development Goals, visit our website at [sdg.lamayor.org](https://sdg.lamayor.org).

To view L.A.'s data on the SDGs, visit our Data Reporting Platform at [sdgdata.lamayor.org](https://sdgdata.lamayor.org).

For any contributions, ideas, and comments, contact the project team at [sdg@lacity.org](mailto:sdg@lacity.org).



# Attribution

This, the second Voluntary Local Review of progress toward the Sustainable Development Goals in Los Angeles, summarizes only briefly the tireless efforts of our colleagues, neighbors, and partners to improve lives throughout our community and our world. We thank you for your generosity in sharing your time with us, and it is our hope that our shared love for our City shines through these imperfect descriptions of your hard work.

**We also hope that readers will take the opportunity to dig deeper, learn more, and reach out to build new partnerships centered in this ever-growing community of practice dedicated to people, planet, and prosperity that leaves no one behind.**



## PRINCIPAL AUTHORS

**Angela Kim**, SDG Program and Data Manager, Mayor's Fund for Los Angeles

**Erin Bromaghin**, Director of Olympic and Paralympic Development and Conrad N. Hilton Foundation Fellow on the Sustainable Development Goals, Office of Los Angeles Mayor Eric Garcetti

## DESIGN AND PRODUCTION

**Lindsey Poulter**, designer and developer  
<http://www.lindseypoulter.com>

**Jenny Winjoy Lin**, designer  
<https://winjoy.design>

## CONTRIBUTING AUTHORS

**Los Angeles Mayor's Office of International Affairs 2021 interns:** Alejo Maggini, Caroline Diamond, Jonathan Fang, Lily Laugharn, Rachel Seiberg, Morgan Lee, and Emily Gardner

**Los Angeles City departments including:** the Los Angeles Bureau of Sanitation and Environment (LASAN), Los Angeles Department of Water and Power (LADWP), Los Angeles Housing and Community Investment Department (HCID), Bureau of Street Services (StreetsLA), Bureau of Street Lighting (LALights), Department of Civil and Human Rights and Equity (LA Civil Rights)

We would like to acknowledge and thank the **Conrad N. Hilton Foundation** for supporting L.A.'s work on the Sustainable Development Goals.



# Acknowledgment

## PARTNER & SUPPORTING INSTITUTIONS

The Conrad N. Hilton Foundation • Mayor’s Fund for Los Angeles • The John Parke Young Initiative on the Global Political Economy, Occidental College • The Thunderbird School of Global Management, Arizona State University • The Institute on Inequalities in Global Health, University of Southern California • Public Exchange, Dornsife College of Letters, Arts and Sciences, University of Southern California • Pomona College

## CITY OF L.A. SDG ADVISORY GROUP AND COLLABORATORS

Aaron Gross • Adriana Garcia • Andre Herndon • Angelica Frias • Ashley Stracke • Becca MacLaren • Brenda Shockley • Celeste Rodriguez • Chloe Donovan • Christopher Covino • Christopher Hawthorne • Claudia Luna • David Price • Dawn Comer • Dilpreet Sidhu • Dominique Hargreaves • Don Tran • Doug Walters • Edward Belden • Elena Guevara • Emmanuelle Lopez • Eva Pereira • Evelina Tverdohleb • Irene Burga • Jeanne Holm • Jennifer McDowell • Jessica Jinn • Joumana Silyan-Saba • Jacqueline Woo • Julia Thayne • Julien Antelin • Karcy Bowles • Katie Camp • Ken Bernstein • Kenneth Tang • Kevin Minne • Kevin Taylor • Larry Vasquez • Lisa Salazar • Lulu Mickelson • Mahsa Ostowari • Mara Landay • Maria Sison-Roces • Megan Ross • Meghan Mai • Michelle Barton • Naseam Alavi Rodriguez • Neeraj Bhatnagar • Nora Chin • Nora Preciado • Paola Adler • Peggy Nguyen • Preston Mills • Ramon Covarrubias • Rebecca Rasmussen • Richard Saplan • Ronnell Hampton • Ryan Jackson • Sofia Peralta • Sonia Chavez-Meza • Susan Sanchez • Susie Santilena • Tanya Pineda • Thalia Polychronis • Victoria Simon • Victoria Wigle • Zita Davis

## MAYOR’S OFFICE OF INTERNATIONAL AFFAIRS

An Tran • Angela Kim • Christine Peterson • David Ou • Dilpreet Sidhu • Erin Bromaghim • Holly Milburn-Smith • Naseam Alavi • Nina Hachigian • Zachia Nazarzai

## ACADEMIC AND OTHER PARTNERS

Alisa Kreynes • Dr. Anthony Tirado Chase • Anthony Pipa • Avery Everhart • Chamnan Lim • Charles Reeves • Daniel Ibarrola • Deidre Lind • Emily Skehan • Gaea Morales • Ghazal Khorshidi • Dr. Heidi Haddad • Ilir Lita • Dr. John McCormack • Kate Weber • Kaysie Brown • Krista Rasmussen • Linda Mejia • Dr. Madeline Baer • Max Bouchet • Dr. Mijin Cha • Dr. Monica Kerretts-Makau • Olivia Mulerwa • Philip Thigo • Rachel Huguet • Dr. Sanjeev Khagram • Shaheen Kassim-Lakha • Sofia Gruskin • Thalia Gonzales

## SDG STUDENTS AND INTERNS

Abbey Martichenko • Alban Martinez • Alejo Maggini • Alexis Patton • Alison Schulte • Andres Williamson • Andrew Leung • Austin Berry • Brilliarch Dayag • Caroline Diamond • Devon Rizer • Dilay Akcora • Ellory Longdon • Eric Miller • Fatime Uruci • Hamsini Balaji • Harrison Maxwell • Hope Hendry • Jack Fernandes • Jackson Caudle • Janie Marcus • Jarod Majeika • Joan Lee • Johnny Hammer • Joseph Daud • Joseph Waldow • Josephine Gardner • Julia Eubanks • Kush Shanker • Kyler Parris • Lily Sedigh Sarvestani • Lola Fisher • Maggie McCabe • Makenna Flynn • Margaret Worrall • Mayowa Akintewe • McClaran Shirley • Micah Kirscher • Michael Najarian • Nan Ni • Nancy Linghui Zhou • Nhi Trinh • Olivia Vorster • Perri Ji • Prachi Kale • Reed Holland • Sarah Eng • Seth Bae • Simone Flournoy • Snigdha Suvarna • Stephanie Oyolu • Sydney Scudder • Tanisha Shetty • Tyler Branum • Virginia Paschal • Wafa Abedin • Xeneb Shah • Zach Goodwin • Zoe Navapanich



1. Doses administered refer to those given by LA County (excluding Long Beach and Pasadena) providers. It includes non-LA County residents who have been vaccinated in LA County.

2. City vaccination and testing data as of July 16, 2021, and County vaccination data as of August 1, 2021. To view up to date vaccination, testing, and other COVID-related data, visit the County website at (<http://publichealth.lacounty.gov/media/coronavirus/vaccine/vaccine-dashboard.htm>) and the City website at (<https://coronavirus.lacity.org/data>).

3. “2020 Greater Los Angeles Homeless Count Results.” Los Angeles Homeless Services Authority. June 12, 2020. (<https://www.lahsa.org/news?article=726-2020-greater-los-angeles-homeless-count-results>)

4. “Renter Population Data By City.” Governing. (<https://www.governing.com/archive/city-renter-population-housing-statistics.html>)

5. “How do Renters Cope with Unaffordability?” University of Southern California Sol Price Center for Social Innovation. (<https://socialinnovation.usc.edu/rent-burden/>)

6. “Even before the pandemic, struggling L.A. renters cut back on food, clothes and transportation.” University of Southern California. December 15, 2020. (<https://news.usc.edu/179928/los-angeles-rent-burdened-households-basic-needs-usc-research/>)

7. “Global Greenhouse Gas Emissions Data.” United States Environmental Protection Agency. March 25, 2021. (<https://www.epa.gov/ghgemissions/global-greenhouse-gas-emissions-data>)

8. “Feed-in Tariff Program” LADWP. (<https://www.ladwp.com/ladwp/faces/ladwp/commercial/c-gogreen/c-gg-commsolarprograms/c-gg-csp-fit>).

9. “An Equity Profile of the Los Angeles Region.” University of Southern California. ([https://dornsife.usc.edu/assets/sites/242/docs/EquityProfile\\_LA\\_Region\\_2017\\_Summary\\_Final.pdf](https://dornsife.usc.edu/assets/sites/242/docs/EquityProfile_LA_Region_2017_Summary_Final.pdf))

10. “Quickfacts: California.” United States Census Bureau. July 1, 2019. (<https://www.census.gov/quickfacts/CA>)

11. “Quickfacts: Los Angeles city, California.” United States Census Bureau. (<https://www.census.gov/quickfacts/fact/table/losangelescitycalifornia/RHI125219>)

12. “Struggling to Move Up: The Real Cost Measure in California 2021.” United Ways of California. July 2021. (<https://www.unitedwaysca.org/images/RealCostMeasure2021/The-Real-Cost-Measure-in-California-2021-Executive-Summary.pdf>)

13. “Living Wage Calculation for Los Angeles County, California.” Dr. Amy K. Glasmeier and the Massachusetts Institute of Technology. 2021. (<https://livingwage.mit.edu/counties/06037>)

14. “Safe Parking Program Flyer.” Los Angeles Homeless Services Authority. (<https://www.lahsa.org/documents?id=4371-safe-parking-program-flyer.pdf>)

15. “Food Security and Hunger.” Los Angeles Food Policy Council. (<https://www.goodfoodla.org/food-security-and-access>)

16. “Food insecurity expands beyond low-income Angelenos, striking 1 in 4 L.A. County households during first months of pandemic.” University of Southern California Dornsife College of Letters, Arts and Sciences. (<https://dornsife.usc.edu/news/stories/3316/public-exchange-covid-19-food-insecurity-los-angeles-county/>)

17. “COVID-19: Keeping Los Angeles Safe.” City of Los Angeles. (<https://coronavirus.lacity.org/data>)

18. “Who’s paying now?” Economic Policy Institute. (<https://www.epi.org/publication/whos-paying-now-costs-of-the-current-ece-system/>)

19. “The Pandemic Created a Child-Care Crisis. Mothers Bore the Burden.” New York Times. May 17, 2021. (<https://www.nytimes.com/interactive/2021/05/17/upshot/women-workforce-employment-covid.html>)

20. “Facts and Figures.” Los Angeles Department of Water and Power. (<https://www.ladwp.com/ladwp/faces/ladwp/aboutus/a-water/a-w-factandfigures>)

21. “Los Angeles is #1 Nationwide in Solar for Third Consecutive Year.” Los Angeles Department of Water and Power. July 23, 2020. (<https://www.ladwpnews.com/los-angeles-is-1-nationwide-in-solar-for-third-consecutive-year/>)

22. “Local Area Unemployment Statistics.” U.S. Bureau of Labor Statistics. July 21, 2021. ([https://data.bls.gov/timeseries/LAUMT063108000000003?amp%253bdata\\_tool=XGtable&output\\_view=data&include\\_graphs=true](https://data.bls.gov/timeseries/LAUMT063108000000003?amp%253bdata_tool=XGtable&output_view=data&include_graphs=true))

23. “Proportion of Disconnected Youth (aged 16-24 years) not enrolled in education, employment or training.” Los Angeles Sustainable Development Goals. March 2, 2021. (<https://sdgdata.lamayor.org/8-6-1/>)

24. “Five-Year Estimates for 2015-2019, Los Angeles Long Beach Anaheim CA.” Federal Deposit Insurance Corporation. ([https://economicinclusion.gov/five-year/documents/fiveyearestimates.html?where=2015\\_2019\\_MSA\\_Los\\_Angeles\\_Long\\_Beach\\_Anahaim\\_CA&Til=](https://economicinclusion.gov/five-year/documents/fiveyearestimates.html?where=2015_2019_MSA_Los_Angeles_Long_Beach_Anahaim_CA&Til=))

25. “The Color of Wealth in Los Angeles.” The Samuel Dubois Cook Center on Social Equity at Duke University. 2019. (<https://socialequity.duke.edu/portfolio-item/the-color-of-wealth-in-los-angeles/>)

26. “The Port of Los Angeles Facts and Figures.” Port of Los Angeles. 2020. (<https://kentico.portoflosangeles.org/getmedia/a8fcbf89-f5dd-4027-8ffc-cb743f478f87/2020-Facts-Figures>)

DATA SOURCES

SDG 1. Los Angeles SDG indicator 1.2.1 (<https://sdgdata.lamayor.org/1-2-1/>)

SDG 2. Los Angeles SDG indicator 2.1.3 (<https://sdgdata.lamayor.org/2-1-3/>)

SDG 3. Vaccination numbers by location provided by the Los Angeles Office of the Mayor. Aggregate data can be found at <https://coronavirus.lacity.org/data>

SDG 4. Los Angeles SDG indicator 4.1.2 (<https://sdgdata.lamayor.org/4-1-2/>)

SDG 5. Los Angeles SDG indicator 5.4.2 (<https://sdgdata.lamayor.org/5-4-2/>)

SDG 6. Los Angeles SDG indicator 6.4.2 (<https://sdgdata.lamayor.org/6-4-2/>)

SDG 7. EV charging station data provided by the Los Angeles Department of Water and Power.

SDG 8. Los Angeles SDG indicator 8.10.2 (<https://sdgdata.lamayor.org/8-10-2/>)

SDG 10. Decennial census from 1960-2010 and American Community Survey from 2019.

SDG 11. Past Due: Report and Recommendations of the Los Angeles Mayor’s Office Civic Memory Working Group (<http://civicmemory.la/map/>)

SDG 14. TEU estimated from each city’s or port’s website.

SDG 15. Map layer created and provided by the Los Angeles Bureau of Sanitation and Environment

SDG 17. Information provided by the City of Los Angeles Office of the Mayor.

PHOTO ATTRIBUTIONS

SDG 2 banner. Photo by jpellgen [from Flickr](#). Image has been cropped from original.

SDG 8 banner. Photo by star5112 [from Flickr](#). Image has been cropped from original.



2021 Voluntary Local Review of Progress Toward the  
Sustainable Development Goals in Los Angeles