

GOAL 11

United Nations Statistics Division

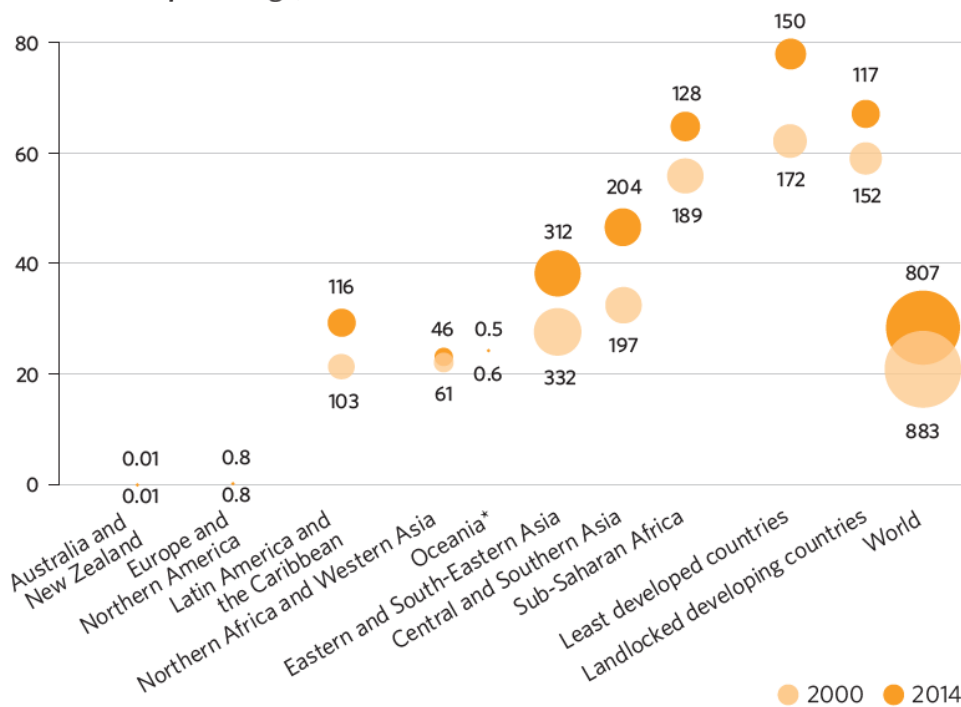
High Level Political Forum
New York





Make cities and human settlements inclusive, safe, resilient and sustainable

Number and proportion of the urban population living in slums, 2000 and 2014 (millions and percentage)



Notes: The size of the bubbles represents the number (in millions) of people living in slums; the location of the bubbles on the vertical axis represents the proportion of the population living in slums. For the first time, data this year include developed as well as developing countries. For this reason, values may be slightly different than those presented in previous reports.

Urban population growth is **outpacing improvements** in slum conditions as the number of people living in slums has **increased** between 2000 and 2014.



Make cities and human settlements inclusive, safe, resilient and sustainable

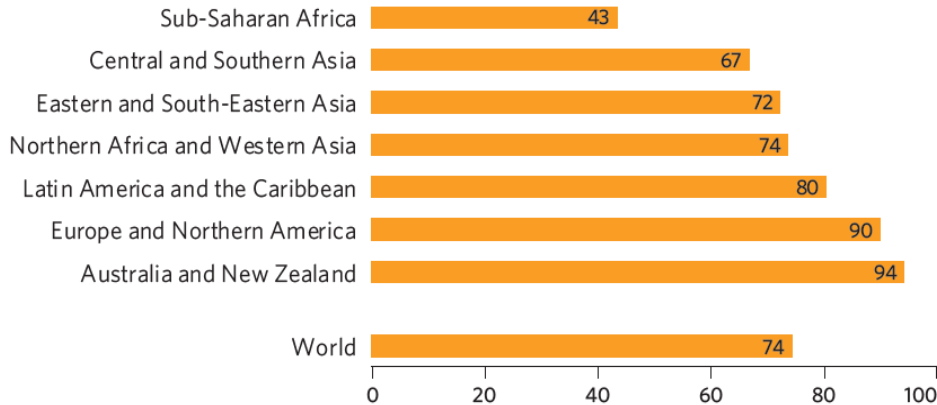
91 per cent of the urban population **breathes unclean air** and in 2016, **4.2 million people died** from ambient air pollution





Make cities and human settlements inclusive, safe, resilient and sustainable

Proportion of the municipal solid waste generated that is collected, 2001-2015
(data from 214 cities/municipalities in 103 countries) (percentage)



Notes: Oceania* only has data for one city and therefore does not appear in the chart. Global and regional averages are calculated based on available city data and may change in future reports as more comprehensive city data become available.

Managing solid waste remains a **major environmental challenge** in cities in several regions



Make cities and human settlements inclusive, safe, resilient and sustainable

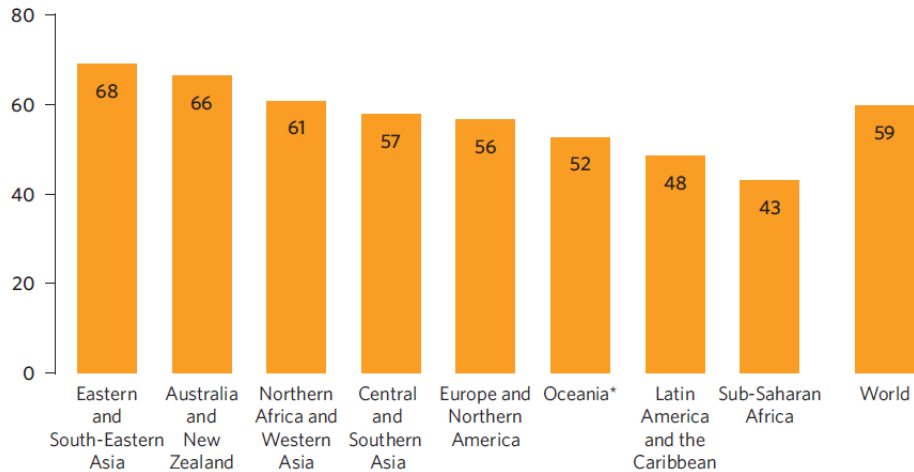
Damage to housing due to natural disasters showed a **statistically significant rise** between 1990 and 2013





Make cities and human settlements inclusive, safe, resilient and sustainable

Share of built-up area that is urbanized open space, 2014 (data from 231 cities)
(percentage)



Note: Global and regional averages are calculated based on available city data and may change in future reports as more comprehensive city data become available.

More than **half** of the built up areas in cities worldwide are **public open spaces**, which promotes cleaner air and increased walkability



**SUSTAINABLE
DEVELOPMENT** GOALS

<http://unstats.un.org/sdgs/>

