




CITY OF BULAWAYO

SUSTAINABLE DEVELOPMENT GOALS
VOLUNTARY LOCAL REVIEW REPORT
2022



MR KHOLISANI MOYO



Contents

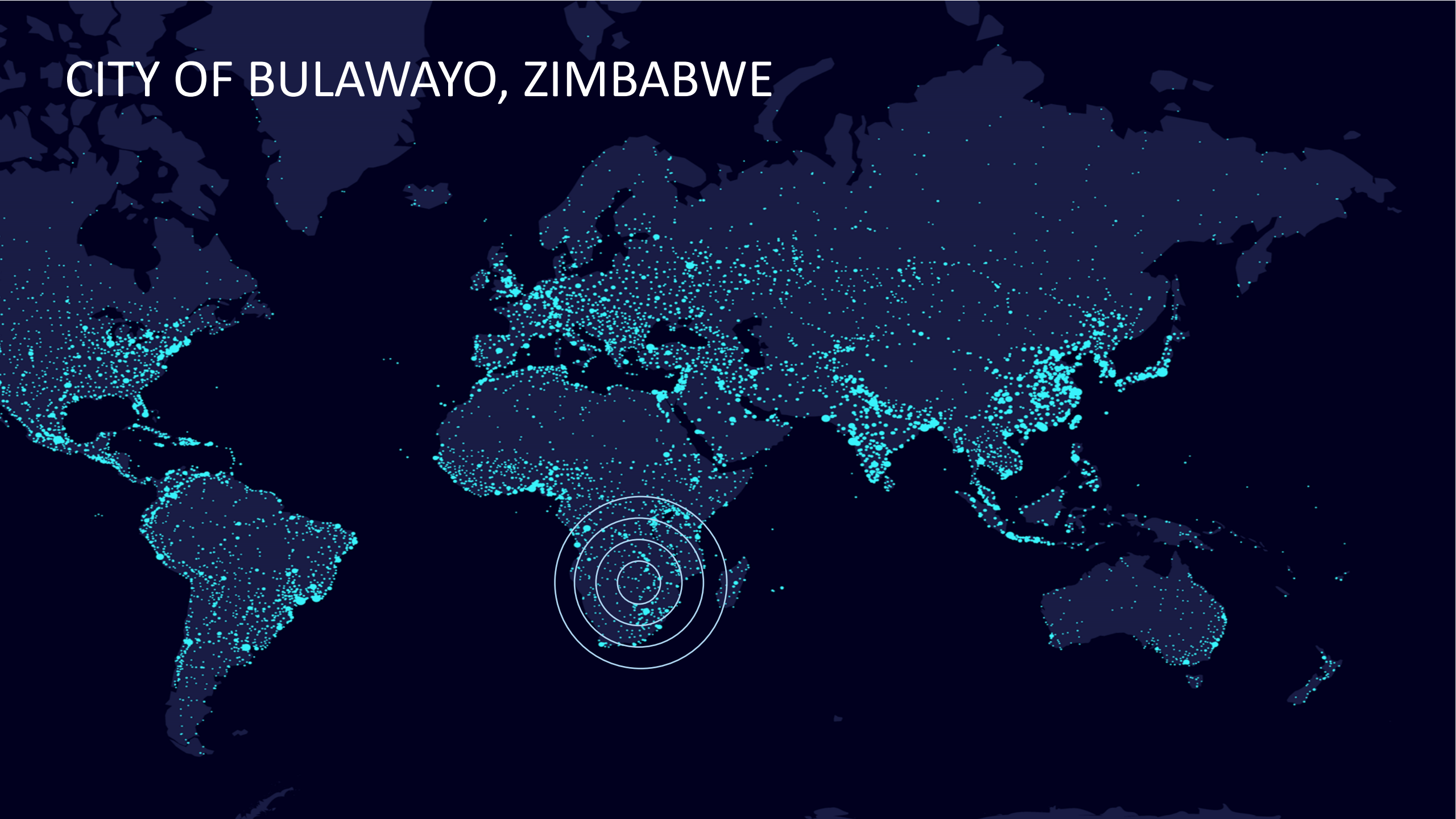


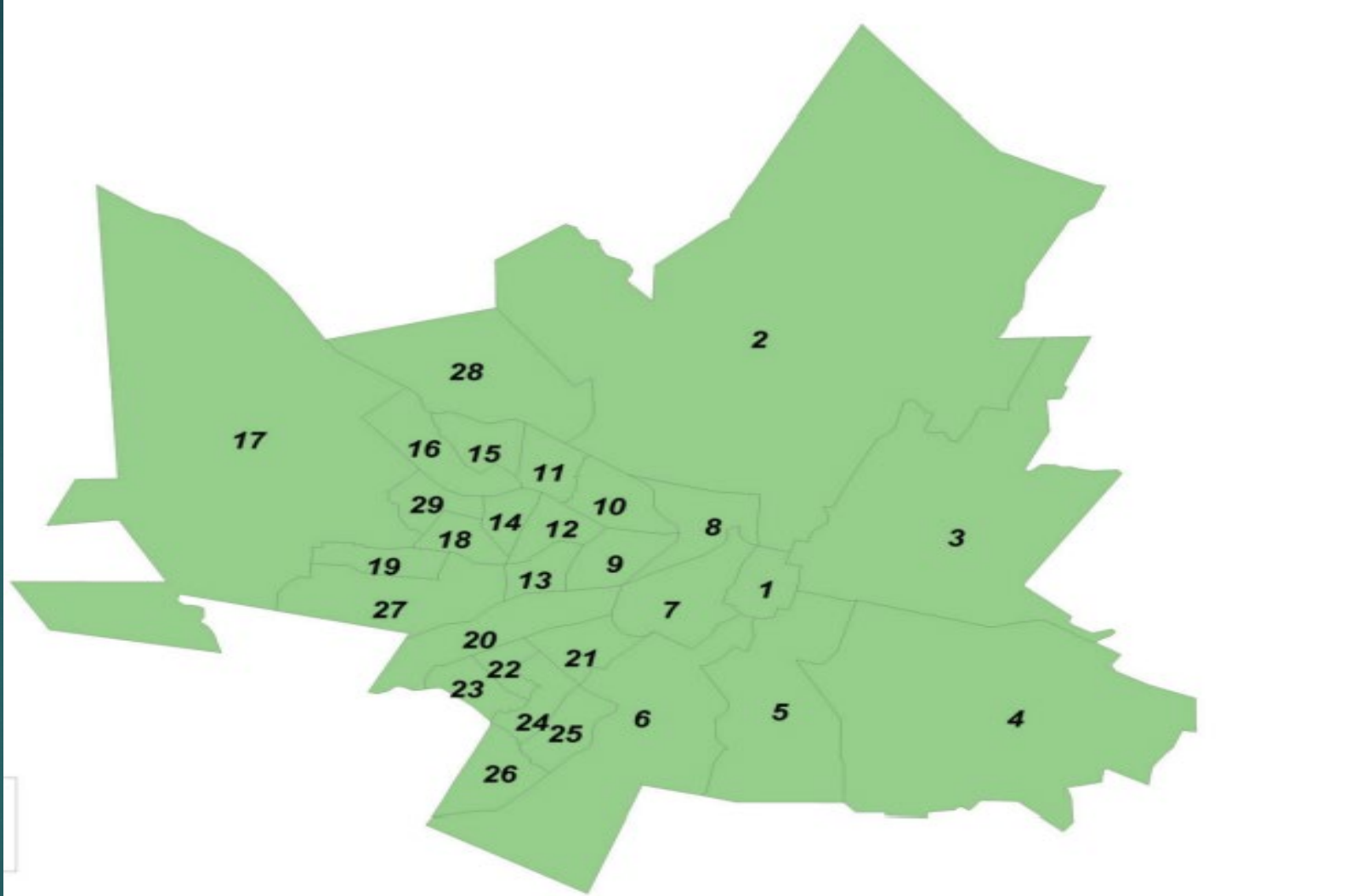
1. CITY'S PROFILE
2. INTRODUCTION
3. LOCALISATION OF SDGS 2022
4. METHODOLOGY FOR VLR
5. PROGRESS ON SDGS
6. MEANS OF IMPLEMENTATION
7. CHALLENGES AND PROPOSED ACTIONS
8. LESSONS LEARNT
9. 2023 ACTIVITIES AND PROJECTS

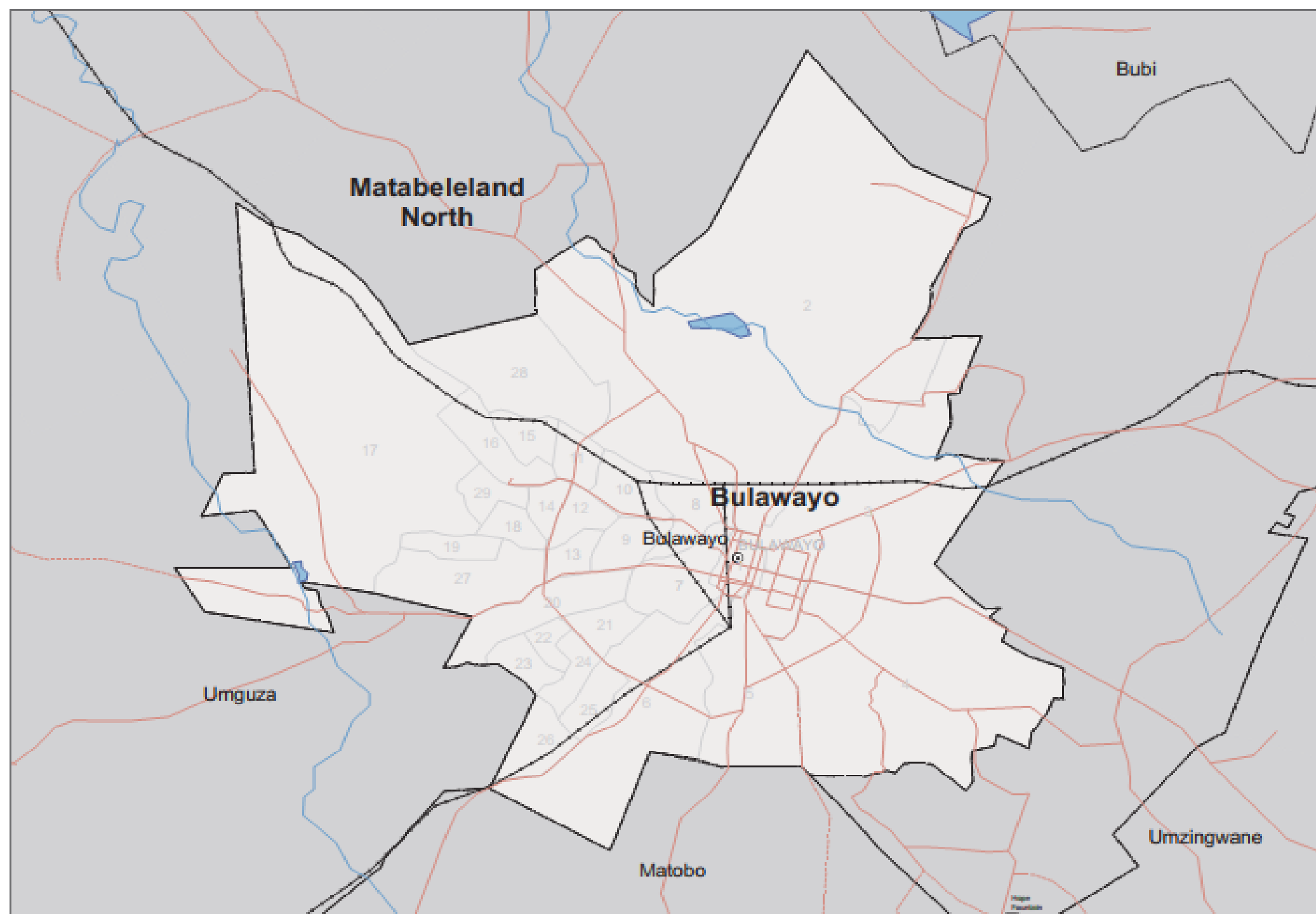


CITY'S PROFILE

CITY OF BULAWAYO, ZIMBABWE







Legend

- Ⓢ Province Capital
- Ⓞ Key Location
- ✕ Mine
- Ⓜ Mission
- Place of Local Importance
- Village
- International Boundary
- Province Boundary
- District Boundary
- Ward Boundary

Road Network

- Primary
- Secondary
- Feeder
- Railway Line
- River
- Lake/Waterbody
- Conservation Area
- Other Province
- Bulawayo

Map Doc Range: GCHA_ZWE_BaseMap_Bulawayo_v1_091020
 GLIDE Number:
 Creation Date: 26 October 2009
 Projection/Datum: Arc 1950
 Web Resources: <http://ochaworldline.un.org/interactive>
 Nominal Scale at A4 paper size: 1:10,000

Map data source(s):
 Vector data from Department of the Surveyor General (DSG) and Central Statistical Office (CSO).

Disclaimer:
 The designations employed and the presentation of material on this map do not imply the expression of any opinion whatsoever on the part of the Secretariat of the United Nations concerning the legal status of any country, territory, city or area or of its authorities, or concerning the delimitation of its frontiers or boundaries.



GENDER MAINSTREAMING HUB CENTRE OF EXCELLENCE

CULTURE HUB



SECOND LARGEST CITY

DIVERSITY



City of Bulawayo History

1840	King Mzilikazi leads the Matebele nation to the high veld around Bulawayo where he rules until his death in late September
1868.	King Lobengula establishes his original royal town.
1894.	A sanitary board was created to run the affairs of the town.
1897	The arrival of railways in 1897 made it the country's major centre for mining, ranching and industrial activity. Many heavy industrials were located in the town. The town was a gateway to Southern Africa - linking the North-end south through a rail and road network
1897	The Municipality of Bulawayo was created
1924	The Municipality of Bulawayo acquires water and electricity and there was a creation of Water and Electricity Committee
1933.	Bulawayo City Council goes down in history books as the first planning authority to prepare a planning zoning scheme
1940	Bulawayo becomes the first Council to create a Local Advisory Board in Makokoba.
1943	Bulawayo is declared a City.



City of Bulawayo Fact File



City of Bulawayo	
Population	665 940 (ZIMSTAT, 2022) Males 307,983, Females 357,957
Total Land Area	1 700 km ²
Total Number of Households	178,717
Climate	Typical Savannah area that experiences cool dry winters and hot wet summers. The rainfall is fairly reliable and lies between 450mm and 800mm per annum.
Average Growth / Annum	0.2%
Geographic coordinates	Latitude -20.13159, Longitude 28.4550373
Languages frequently spoken in the Province	Ndebele, Shona, English, Kalanga, Sotho, Nambya, Tonga and Venda
Altitude:	1358m



665940

2022 POPULATION AND HOUSING CENSUS



VISION

MISSION

VALUES

**“City of Kings, a Leading Smart
Transformative City by year
2025”**

**To provide quality services to
the satisfaction clients and
stakeholders
Values**

**Transparency, Accountability,
Innovation, Fairness, Integrity,
Consultative**





COMMITMENT TO SDGs



Since the adoption of the UN's Sustainable Development Goals (SDGs) in 2015, there is a strong need for localisation of the global development agenda (UN, 2015) ;

The City has committed itself to implementing all the SDGs through its contribution to the Zimbabwean VNRs, taking part in SDGs workshops local and abroad. The City's Corporate Strategy is derived from SDGs and linkages are done to show its contribution to attainment of SDGs ;

Furthermore, the City has show-cased its role in implementing SDGs both IN local and international exhibitions.;

The Voluntary Local Review was developed through a wide consultative all- inclusive process to reflect the contribution of different stakeholders towards the implementation of Sustainable Development Goals at a local level context



SDGs 05



**National Vision
2030**

03



**Council Strategic
Plan
(2019-2025)**

01



04 Africa Agenda 2063



**02 National
Development
Strategy 1 (2021-
2025)**



Linkages to SDGS

SUSTAINABLE DEVELOPMENT GOALS



GROUP 1: REDUCING OVERALL INEQUALITY

1 NO
POVERTY



2 ZERO
HUNGER



10 REDUCED
INEQUALITIES



GROUP 2: ACCESS TO SAFE CONDITIONS

3 GOOD HEALTH
AND WELL-BEING



6 CLEAN WATER
AND SANITATION



7 AFFORDABLE AND
CLEAN ENERGY



GROUP 3: SUSTAINABLE GROWTH

8 DECENT WORK AND
ECONOMIC GROWTH



9 INDUSTRY, INNOVATION
AND INFRASTRUCTURE



16 PEACE, JUSTICE
AND STRONG
INSTITUTIONS



GROUP 4: EQUALITY THROUGH EDUCATION

4 QUALITY
EDUCATION



5 GENDER
EQUALITY



GROUP 5: SUSTAINABLE PARTNERSHIPS

11 SUSTAINABLE CITIES
AND COMMUNITIES



12 RESPONSIBLE
CONSUMPTION
AND PRODUCTION



17 PARTNERSHIPS
FOR THE GOALS



GROUP 6: HOLISTIC CLIMATE ACTION

13 CLIMATE
ACTION



14 LIFE
BELOW WATER



15 LIFE
ON LAND





GLOBAL & NATIONAL AGENDA LINKAGES



VISION 2030 PILLAR	SDG	NATIONAL PRIORITY	CITY OF BULAWAYO
<ul style="list-style-type: none"> Inclusive Growth 	<ul style="list-style-type: none"> SDG 2,13 SDG6, 7, 9, 11 SDG 8, 9, 12 	<ul style="list-style-type: none"> Food and Nutrition Security Infrastructure & Utilities Moving the Economy up the Value Chain & Structural Transformation 	<ul style="list-style-type: none"> Prog. 1;3
Governance	<ul style="list-style-type: none"> SDG 10, 16 SDG 11, 12, 13, 14, 15 	<ul style="list-style-type: none"> Governance Environmental Protection, Climate Resilience Natural Resource Management 	<ul style="list-style-type: none"> Prog. 1;6
Infrastructure and Utilities	<ul style="list-style-type: none"> SDG 9 , 11 	<ul style="list-style-type: none"> Housing Delivery 	<ul style="list-style-type: none"> Prog. 2;3;4
Social Development	<ul style="list-style-type: none"> SDG 3, 5, 6 SDG 4, 8, 17 SDG1,2, 10, 11 SDG 8, 10 	<ul style="list-style-type: none"> Health & Well being Human Capital Development Social Protection Devolution 	<ul style="list-style-type: none"> Prog. 1;3;5
Macroeconomic Stability & Financial Re-engagement	<ul style="list-style-type: none"> SDG 10, 17 SDG 8, 10, 17 	<ul style="list-style-type: none"> Image Building & International Re-engagement Economic Growth & Stability 	<ul style="list-style-type: none"> Prog. 1
Cross-cutting	<ul style="list-style-type: none"> SDG 11 	<ul style="list-style-type: none"> Youth, Sport & Culture Digital Economy 	<ul style="list-style-type: none"> Prog. 1;3



THE LOCALISATION OF SDGs



2022





City of Bulawayo 2022 SDG VLR Road Map



2023 06

Validation of VLR Report in Mutare and approval by UN

05 2022

A Stakeholder engagement workshop was held on the 19th and 20th of October 2022 at Mavuna Guest Lodge, Bulawayo.

2022 04

Institutionalisation: An SDG Steering Committee responsible for the successful implementation of the VLR programme was constituted.

03 2022

Coordination: The Town Clerk Department, City Economic Development Office was tasked to lead the coordination of the review with the support of United Nations DESA, Ministry of Public service, Labour and Social Welfare and the Ministry of Local Government and Public Works.

2022 02

The United Nations Department of Economic and Social Affairs (UNDESA) held interdepartmental consultative meetings with the City of Bulawayo and external stakeholders from the 26th to the 28th of May 2022

01 2022

A hybrid of dominant and hub & spoke models was adopted in coming up with the VLR.

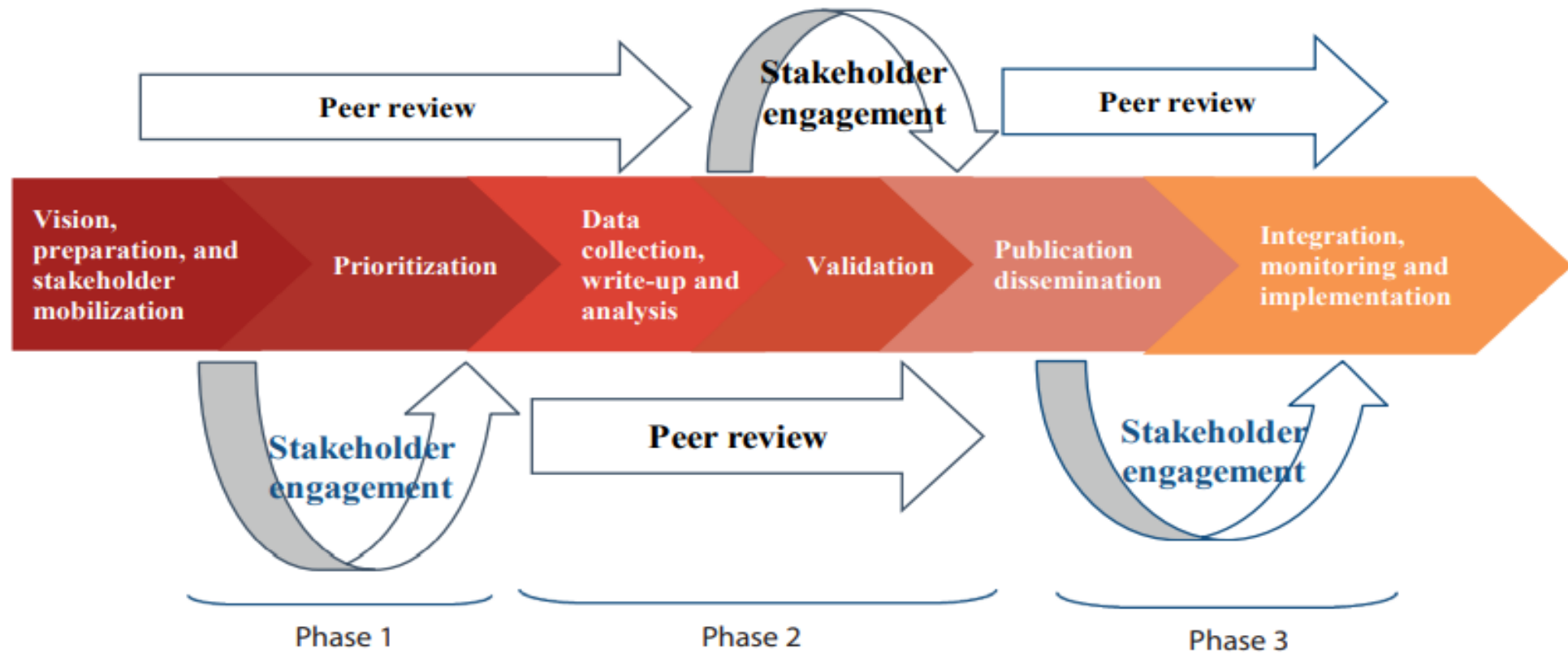


**METHODOLOGY AND
PROCESS OF
PREPARATION OF THE
REVIEW**



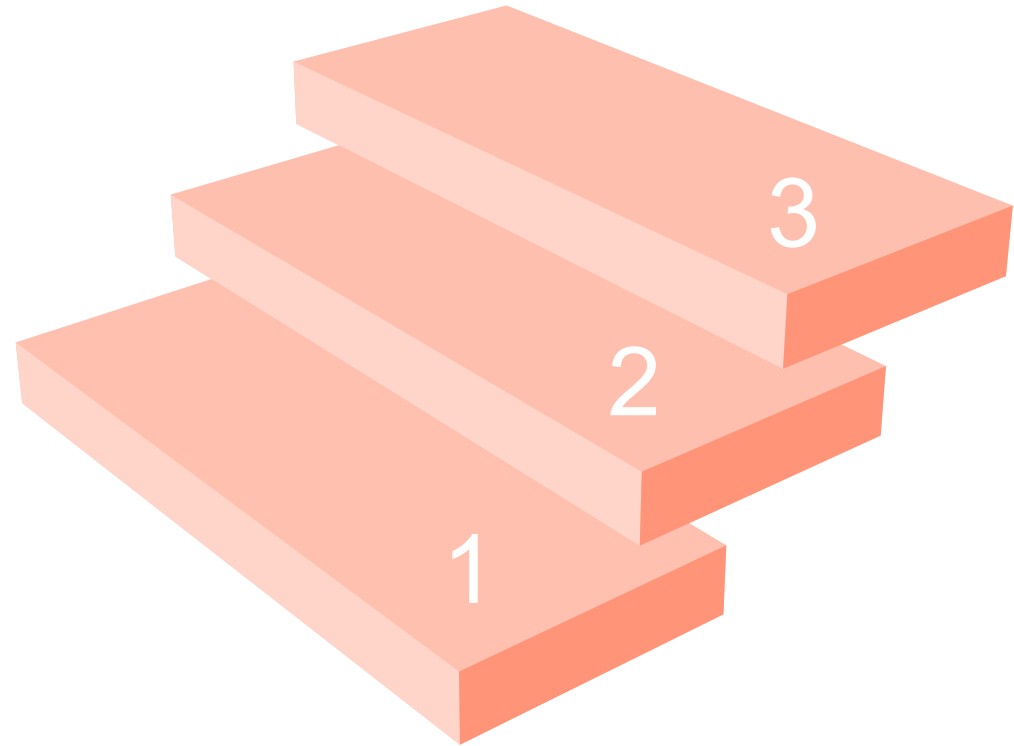
“The VLR process took the format of the African Voluntary local review process that included three phases (Phase 1, 2 & 3)”

Voluntary local review process





What were the steps taken to develop the VLR?

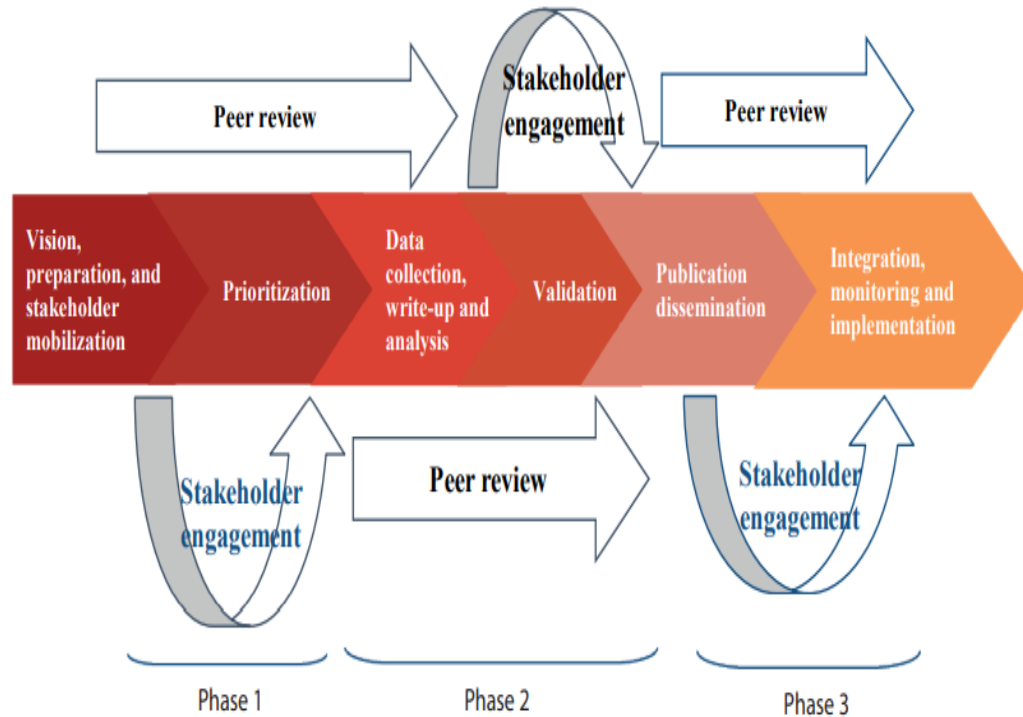


CITY OF BULAWAYO UNITED NATIONS SUSTAINABLE DEVELOPMENT GOALS VOLUNTARY LOCAL

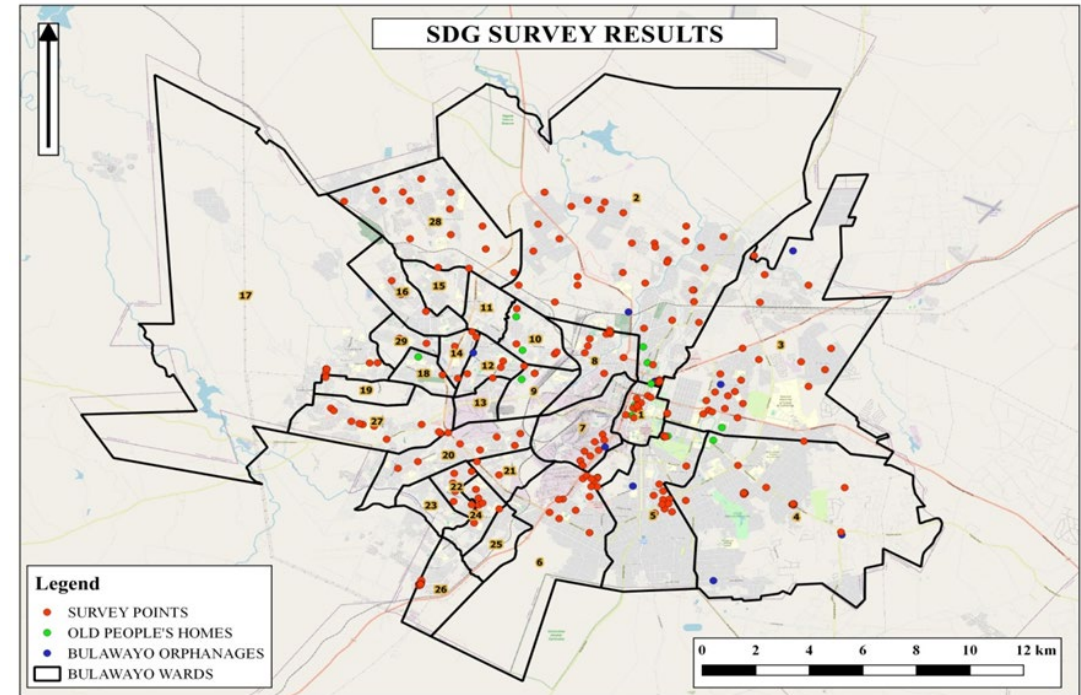
REVIEW REPORT (2022)



City of Bulawayo 2022 SDG Voluntary Local Review Process



City of Bulawayo GIS Map on SDG Localisation





PHASE 1

The first phase – vision, preparation and stakeholder mobilization – involves the planning and institutionalization of the review. The City of Bulawayo firstly identified and prepared stakeholder list corresponding to each Sustainable Development Goal. Key collaborators were also identified i.e UNDESA consultant; Council Department focal persons, and the City’s gender office provided a list of institutional leads for organisations dealing with social and vulnerable groups. ;

Awareness-raising of the partners and citizens was initially done through the formulation, dissemination and review of the City’s Strategic plan from 2019 to 2022, where linkages of the City’ Key Result Areas, National Priorities, Africa Agenda 2063 and SDGs were emphasised. This was followed by the United Nations Department of Economic and Social Affairs (UNDESA) interdepartmental consultative meetings with the City of Bulawayo and external stakeholders from the 26th to the 28th of May 2022. ;

Thereafter, the local review was institutionalised through the formation of a Steering Committee to come up with an inception report. The Town Clerk Department, City Economic Development Office was tasked to lead the coordination of the review with the support of United Nations DESA, Ministry of Public service, Labour and Social Welfare and the Ministry of Local Government, Public Works and National Housing. A hybrid of dominant and hub and spoke models was adopted in coming up with the VI R



PHASE 2

A mixed research design that involved both quantitative and qualitative data was employed in the data collection methodology. Primary data was collected through surveys, questionnaires, interviews, stakeholder engagements, focus groups sessions and written submission requests. Secondary research was done to gather more insight on Sustainable Development Goals and their localisation across the globe. ;

The following documents were reviewed and analysed: Zimbabwe Voluntary National Reviews, African Voluntary Local Reviews, other countries Voluntary Local Reviews, National Development Strategy 1, City of Bulawayo Corporate Strategy, Bulawayo Metropolitan Provincial Strategy, Poverty Assessment Studies and Surveys, Multi-Indicator Cluster Surveys among others. Validation took place through consultations with key stakeholders through interviews to get an indepth analysis of the phenomena. ;

A Stakeholder engagement workshop was held on the 19th and 20th of October 2022 at Mavuna Guest Lodge, Bulawayo. Hundred all-inclusive stakeholders converged and contributed to the success of this Voluntary Local Review Report (VLR).

City of Bulawayo Voluntary Local Review stakeholders meeting



Picture: Stakeholders attending the City of Bulawayo Voluntary Local Review stakeholders meeting at Mavuna Lodge, Bulawayo



PHASE 2

Stakeholders were divided into three groups Economic, Social and Environment so as to fully contribute in their areas of expertise. Presentations were done and comments consolidated to form a draft document. Furthermore, written submissions were requested from other key stakeholders who did not manage to attend the workshop. To achieve inclusive and the principle of leaving no one behind and SDGs survey was conducted on 281 participants in the City's wards, streets, homeless areas, informal trading areas, orphanages and old people's homes.;

The SDGs survey was conducted using the Geographical Information System (GIS) mapping (which produces coordinates and maps) and the results contributed a lot represent to views of different stakeholders in the City of Bulawayo. The other benefit of the SDGs survey was that, stakeholders were visited in their places of residency, business and consumption.

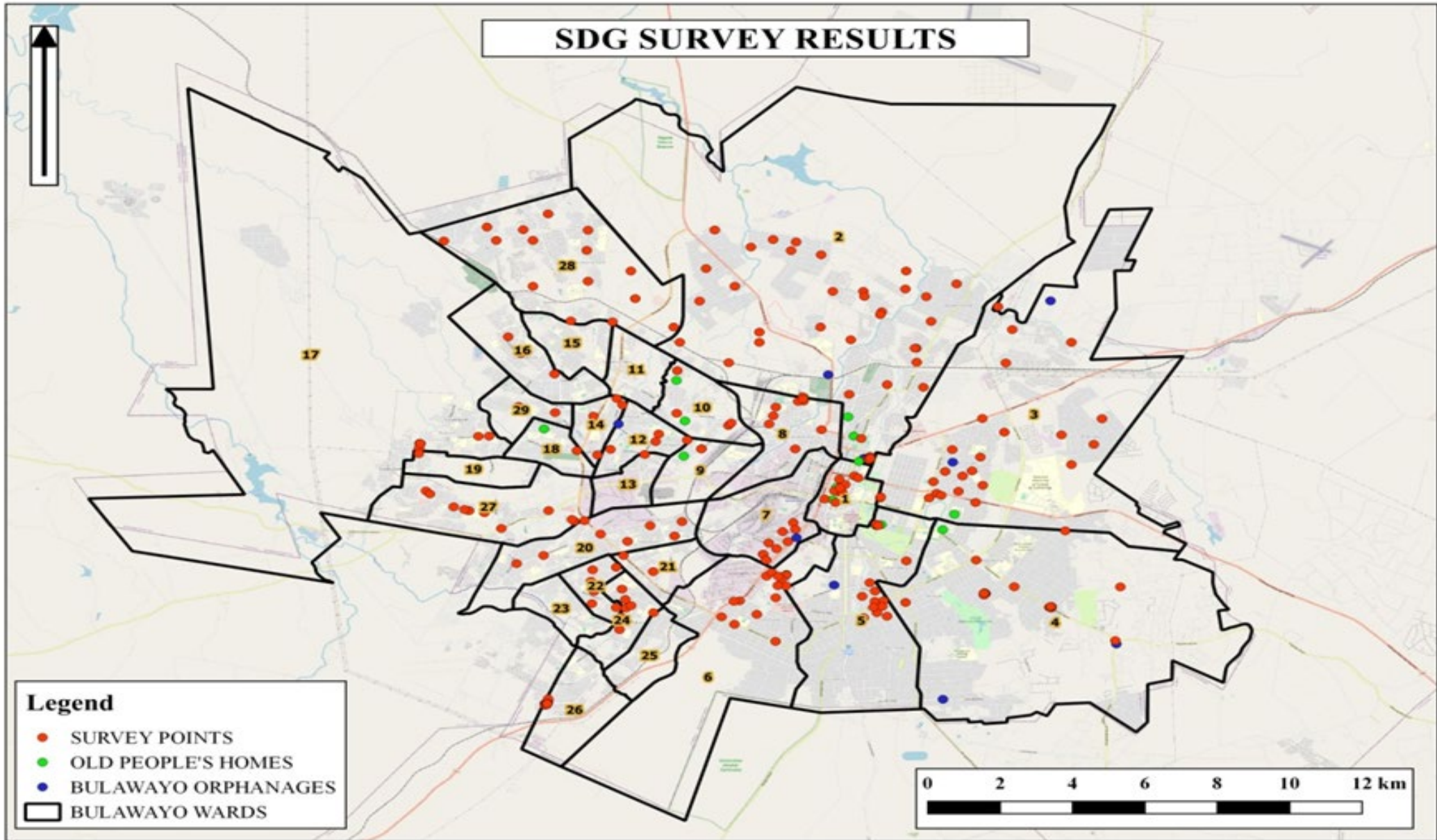


Figure 2: City of Bulawayo SDGs survey



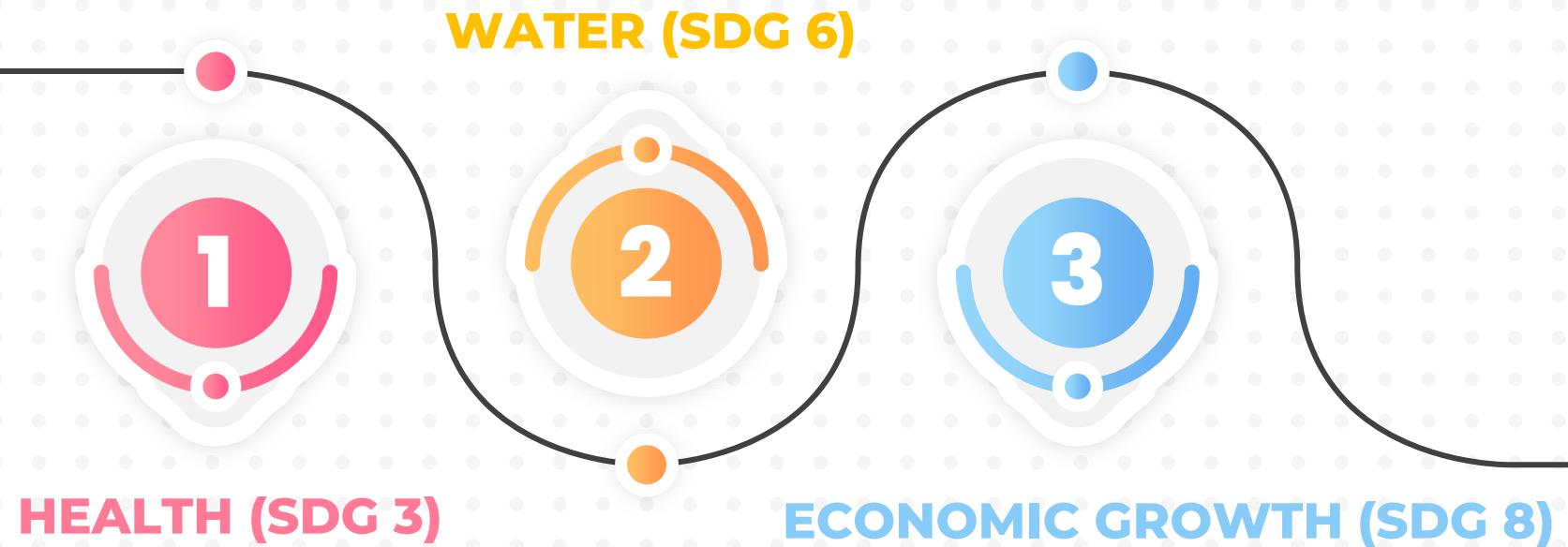
PHASE 3

Phase 3 involves publication and dissemination. Dissemination should be wide and could involve the press and media to share key messages.




**Findings of the VLR and
current status of SDGs
(baselines and targets)**

The City looked at all 17 SDGs, but after consultations with stakeholders, three SDGs were prioritised:




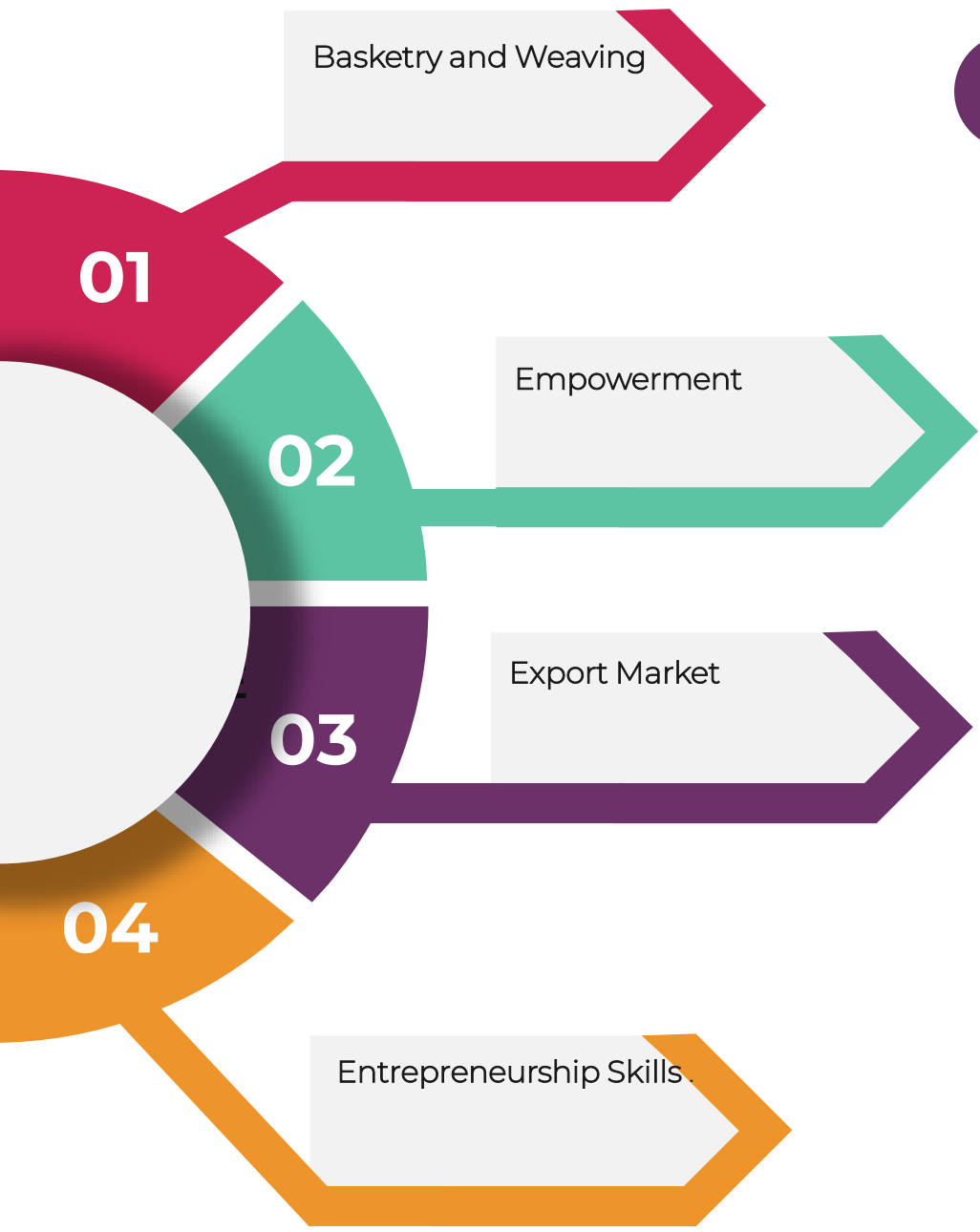


PROGRESS ON SUSTAINABLE DEVELOPMENT GOALS





SDGs	Indicator	Baseline	2022 Achievement	2025 Target	Data source	Comment
 1 NO POVERTY	<ul style="list-style-type: none">Proportion of people in extreme poverty	29.7% (2022)	29.7% (2022)	5% (2025)	<ul style="list-style-type: none">ZIMSTATSZimbabwe Poverty Report	<ul style="list-style-type: none">Implementation of Empowerment policies (Local Economic Empowerment, Youth Policy, Procurement Policy).
	<ul style="list-style-type: none">Total consumption Poverty lines per person	25.9% (2022)	25.9% (2022)	5% (2025)	<ul style="list-style-type: none">ZIMSTATSZimbabwe Poverty Report	<ul style="list-style-type: none">Engagement with donors on Community Development Projects i.e. Gender Links



Basketry and Weaving

Empowerment

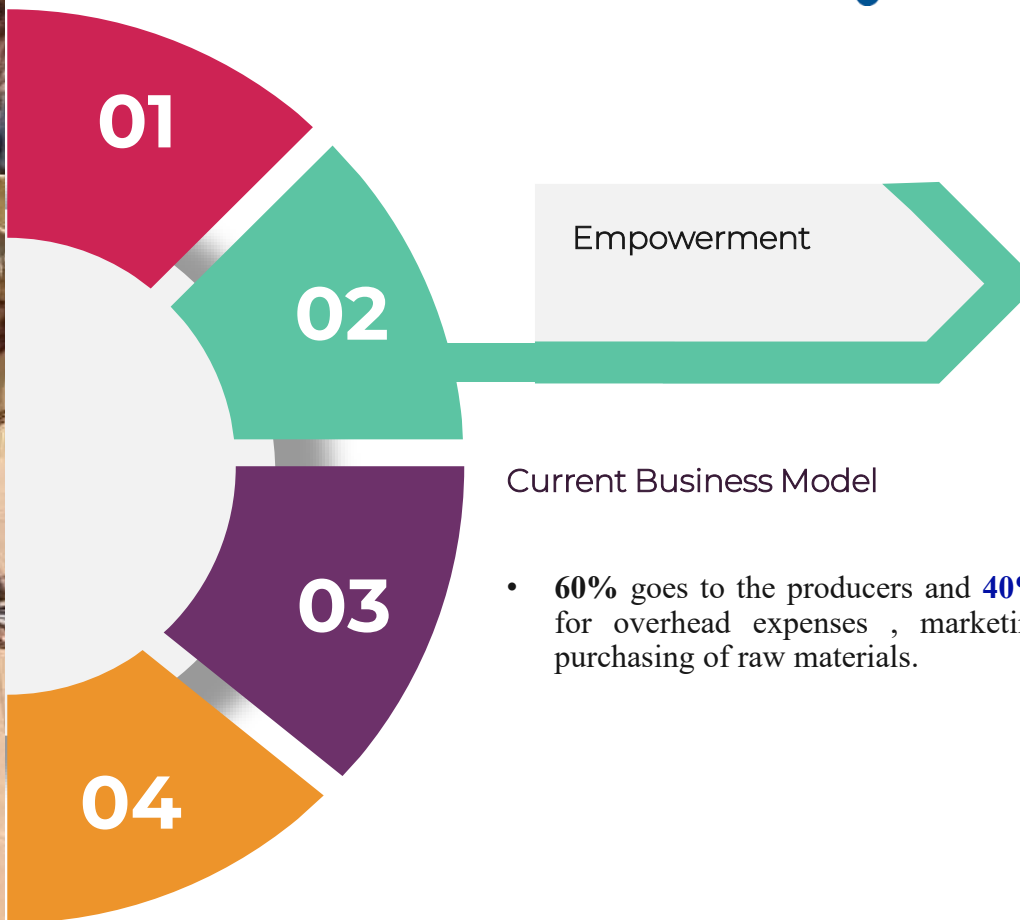
Export Market

Entrepreneurship Skills



GENDER LINKS
FOR EQUALITY AND JUSTICE

 Sweden
Sverige




Empowerment


Current Business Model

- 60% goes to the producers and 40% is retained by Council for overhead expenses , marketing and advertising and purchasing of raw materials.




SDGs	Indicator	Baseline	2022 Achievement	2025 Target	Data source	Comment
	<ul style="list-style-type: none">Urban Food Insecure Households	40% (2022)	40% (2022)	5% (2025)	<ul style="list-style-type: none">Zimbabwe Vulnerability Assessment Committee Report	<ul style="list-style-type: none">Implementation and monitoring of the Urban Agriculture policy i.e Farms, plots, nutrition gardens
	<ul style="list-style-type: none">Increase Food safety and reduce rate of malnutrition	22% (2022)	22% (2022)	3% (2025)	<ul style="list-style-type: none">Bulawayo Metropolitan Province Economic Development Plan (2021-2025)	



SDGs	Indicator	Baseline	2022 Achievement	2025 Target	Data source	Comment
	<ul style="list-style-type: none"> Mothers of child bearing age booking for ANC in health facilities 	97.26% (2022)	97.26% (2022)	100% (2025)	<ul style="list-style-type: none"> City of Bulawayo Strategic Plan (2021-2025) 	<ul style="list-style-type: none"> Awareness programmes on ANC.
	<ul style="list-style-type: none"> Mothers delivering at health facilities 	96.42% (2022)	96.42% (2022)	100% (2025)	<ul style="list-style-type: none"> City of Bulawayo Strategic Plan (2021-2025) 	<ul style="list-style-type: none"> Awareness programmes on ANC In progress- New Clinics built in Cowdray Park and Emganwini; mobile clinics, Recruitment of health care staff. Engagement with partners in




SDGs	Indicator	Baseline	2022 Achievement	2025 Target	Data source	Comment
4 QUALITY EDUCATION 	<ul style="list-style-type: none">Net Enrolment ratio	19.32% (2022)	19.32% (2022)	19.61% (2025)	<ul style="list-style-type: none">Bulawayo Metropolitan Province Report, 2015 -2019	<ul style="list-style-type: none">New school built in Cowdray Park,More classroom blocks in existing schools
	<ul style="list-style-type: none">Drop out level (Primary)	0.38% (2022)	0.38% (2022)	0% (2025)	<ul style="list-style-type: none">Bulawayo Metropolitan Province Report, 2015 -2019	<ul style="list-style-type: none">Basic Education Assistance Module (BEAM)Council Bursary SchemeInvolvement of School Development Committees
	<ul style="list-style-type: none">Completion rate (Primary)	83.52% (2022)	83.52% (2022)	100% (2025)	<ul style="list-style-type: none">Bulawayo Metropolitan Province Report, 2015 -2019	<ul style="list-style-type: none">Increase in Career guidance at grassroots level




SDGs	Indicator	Baseline	2022 Achievement	2025 Target	Data source	Comment
5 GENDER EQUALITY 	<ul style="list-style-type: none">Women Councilors	28.6% (2022)	28.6% (2022)	50% (2025)	<ul style="list-style-type: none">City of Bulawayo Records	<ul style="list-style-type: none">Lobby for Political parties to field female candidates50/50 Campaigns
	<ul style="list-style-type: none">Women in the Council Executive group	19.05% (2022)	19.05% (2022)	50% (2022)	<ul style="list-style-type: none">City of Bulawayo Records	<ul style="list-style-type: none">Implement the Council Gender Policy




SDGs	Indicator	Baseline	2022 Achievement	2025 Target	Data source	Comment
6 CLEAN WATER AND SANITATION 	<ul style="list-style-type: none"> Proportion of population using safe managed drinking water services 	96% (2022)	96% (2022)	100%(2025)	<ul style="list-style-type: none"> SLB report, Environmental report 	<ul style="list-style-type: none"> Projects are being implemented to connect new settlements i.e Hlalani kuhle area
	<ul style="list-style-type: none"> Proportion domestic and industrial waste water safely treated 	18% (2022)	18% (2022)	30% (2025)	<ul style="list-style-type: none"> SLB report, Environmental report 	<ul style="list-style-type: none"> Development partners funds to upgrade the Treatments plant. Public Private Partnerships

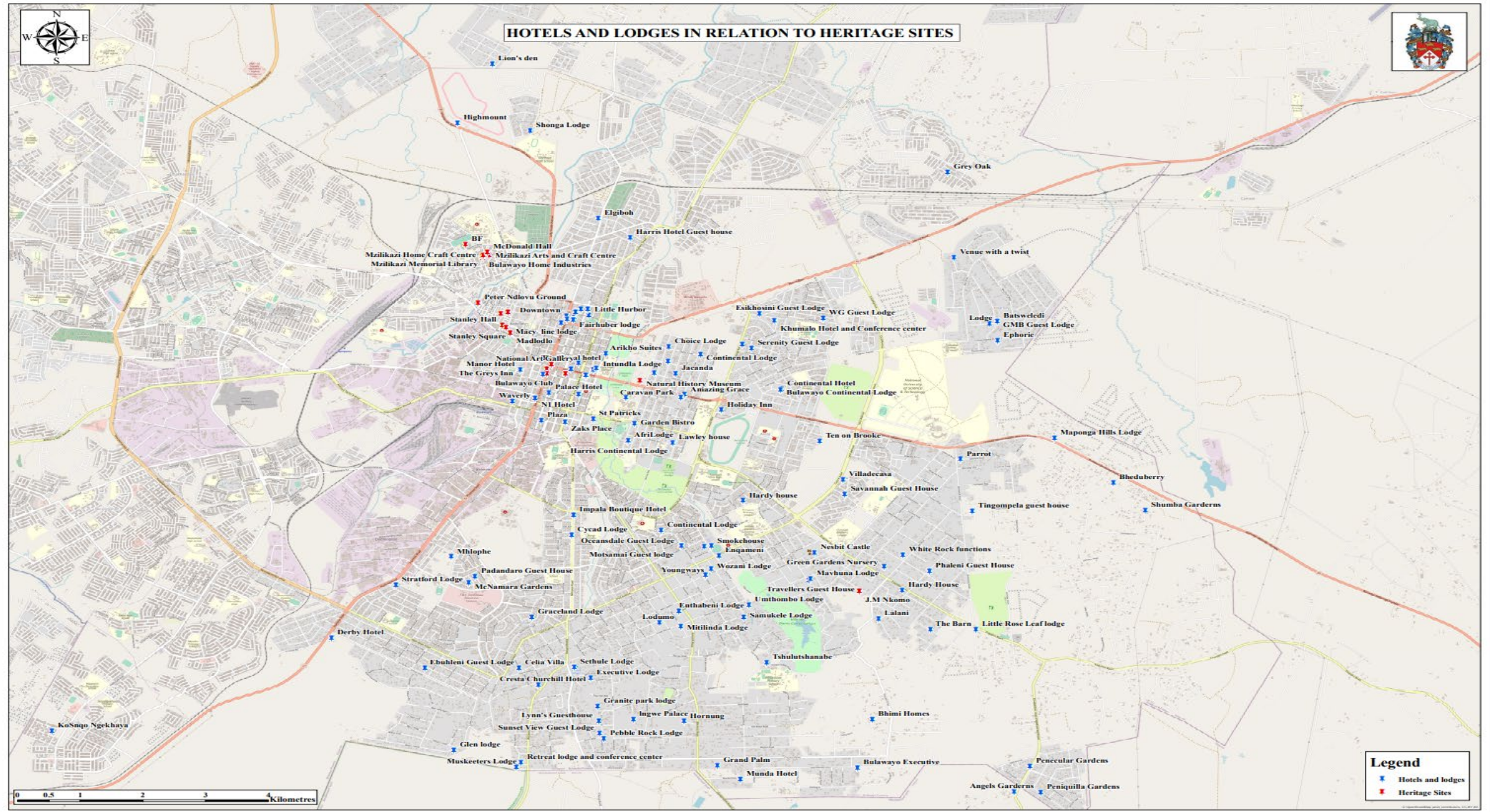


SDGs	Indicator	Baseline	2022 Achievement	2025 Target	Data source	Comment
7 AFFORDABLE AND CLEAN ENERGY 	<ul style="list-style-type: none">Clean energy use	79.2% (2022)	79.2% (2022)	100% (2025)	<ul style="list-style-type: none">ZIMSTATS MICS	<ul style="list-style-type: none">Public Private Partnerships



SDGs	Indicator	Baseline	2022 Achievement	2025 Target	Data source	Comment
8 DECENT WORK AND ECONOMIC GROWTH 	<ul style="list-style-type: none"> Gross Domestic per capita 	USD3048.00 (2022)	USD3048.00 (2022)	USD3890 (2025)	<ul style="list-style-type: none"> Bulawayo Metropolitan Province Economic Development Plan (2021-2025). 	<ul style="list-style-type: none"> Database of the City's macroeconomic fundamentals. Formalize SMEs
	<ul style="list-style-type: none"> Economic growth (GDP per annum) 	5% (2022)	5% (2022)	7% (2025)	<ul style="list-style-type: none"> Bulawayo Metropolitan Province Economic Development Plan (2021-2025) 	<ul style="list-style-type: none"> Database of the City's macroeconomic fundamentals. Formalize SMEs Ease of Doing Business programmes

HOTELS AND LODGES IN RELATION TO HERITAGE SITES




Legend


- X Hotels and lodges
- Heritage Sites

0 0.5 1 2 3 4 Kilometres




SDGs	Indicator	Baseline	2022 Achievement	2025 Target	Data source	Comment
9 INDUSTRY, INNOVATION AND INFRASTRUCTURE 	• Manufacturing GDP	22% (2022)	22% (2022)	35% (2025)	• Ministry of Industry and Commerce	• Funding for retooling
	• Volume of leather products produced	120t (2022)	120t (2022)	1440t (2025)	• Ministry of Industry and Commerce	• Implementation leather value chain
	• % of mobile internet access	25% (2022)	25% (2022)	28% (2025)	• Ministry of ICT Postal and Courier Services	• Collaboration with Network Service Providers




SDGs	Indicator	Baseline	2022 Achievement	2025 Target	Data source	Comment
10 REDUCED INEQUALITIES 	<ul style="list-style-type: none">Gini coefficient	0.422 (2022).	0.422 (2022).	0.3 (2025)	<ul style="list-style-type: none">ZIMSTATS	<ul style="list-style-type: none">First 5000 litres for freeSenior Citizens rates rebates




SDGs	Indicator	Baseline	2022 Achievement	2025 Target	Data source	Comment
11 SUSTAINABLE CITIES AND COMMUNITIES 	<ul style="list-style-type: none"> Percentage allocated on the housing waiting list 	0.02 (2022)	0.02 (2022)	0.05 (2025)	<ul style="list-style-type: none"> City of Bulawayo Strategic Plan (2021-2025) 	<ul style="list-style-type: none"> Servicing of housing stands progressing very slow due to limited funding.
	<ul style="list-style-type: none"> Proportion of improved road network 	0.34 (2022)	0.34 (2022)	0.4 (2025)	<ul style="list-style-type: none"> Environmental Report, ZINARA Acquittals 	<ul style="list-style-type: none"> Acquisition of yellow equipment Road rehabilitation progressing well i.e Luveve road
	<ul style="list-style-type: none"> Arts and culture consumption 	30% (2022)	30% (2022)	80% (2025)	<ul style="list-style-type: none"> Bulawayo Metropolitan Province Economic Development Plan (2021-2025). 	<ul style="list-style-type: none"> Have identified - City of Bulawayo Culture Value Chains
	<ul style="list-style-type: none"> Civil protection 	65% (2022)	65% (2022)	85% (2025)	<ul style="list-style-type: none"> City of Bulawayo Strategic Plan (2021-2025). 	<ul style="list-style-type: none"> Renovation of historic buildings Due to climate




SDGs	Indicator	Baseline	2022 Achievement	2025 Target	Data source	Comment
12 RESPONSIBLE CONSUMPTION AND PRODUCTION 	<ul style="list-style-type: none">Fire guts constructed	31 (2022)	31 (2022)	31 (2025)	<ul style="list-style-type: none">City of Bulawayo Strategic Plan (2021-2025)	<ul style="list-style-type: none">In progress




SDGs	Indicator	Baseline	2022 Achievement	2025 Target	Data source	Comment
13 CLIMATE ACTION 	<ul style="list-style-type: none">Reduce proportion of polluted water bodies	14% (2022)	0% (2025)	0% (2025)	<ul style="list-style-type: none">Bulawayo Metropolitan Province Economic Development Plan (2021-2022)	<ul style="list-style-type: none">Enforcement of bylaws



SDGs	Indicator	Baseline	2022 Achievement	2025 Target	Data source	Comment
14 LIFE BELOW WATER 	<ul style="list-style-type: none">Improved natural resources conservation and environmental management (Surveillance patrol conducted)	1200 (2022)	1200 (2022)	1500 (2025)	<ul style="list-style-type: none">City of Bulawayo Strategic Plan (2021-2025)	<ul style="list-style-type: none">Licensing
	<ul style="list-style-type: none">Reduced number sewer bursts	10% (2022)	10% (2022)	<10% (2025)	<ul style="list-style-type: none">City of Bulawayo Strategic Plan (2021-2025)	<ul style="list-style-type: none">Development partners




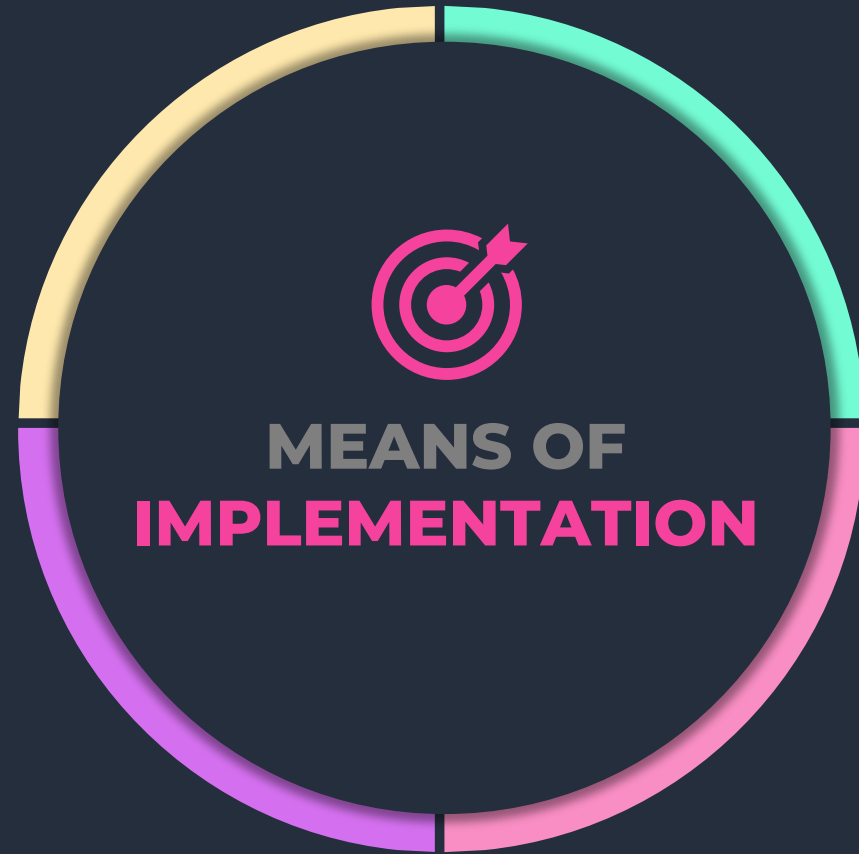
SDGs	Indicator	Baseline	2022 Achievement	2025 Target	Data source	Comment
	<ul style="list-style-type: none">Forest cover	11% (2022)	11% (2022)	18% (2025)	<ul style="list-style-type: none">Bulawayo Metropolitan Province Economic Development Plan (2021-2	<ul style="list-style-type: none">Development of policy of greening the City
	<ul style="list-style-type: none">Increase number of waste recycling initiatives	7% (2022)	7% (2022)	13% (2025)	<ul style="list-style-type: none">Bulawayo Metropolitan Province Economic Development Plan (2021-2	<ul style="list-style-type: none">Development of feasibility studiesExpressions of interest



SDGs	Indicator	Baseline	2022 Achievement	2025 Target	Data source	Comment
16 PEACE, JUSTICE AND STRONG INSTITUTIONS 	<ul style="list-style-type: none">Bylaws enforced	100% (2022)	100% (2022)	100 (2025)	<ul style="list-style-type: none">City of Bulawayo Strategic Plan (2021-2025)	<ul style="list-style-type: none">Review and development of bylaws
	<ul style="list-style-type: none">Properties secured	228 (2022)	228 (2022)	239 (2025)	<ul style="list-style-type: none">City of Bulawayo Strategic Plan (2021-2025)	<ul style="list-style-type: none">Insurance and maintenance of asset register



SDGs	Indicator	Baseline	2022 Achievement	2025 Target	Data source	Comment
17 PARTNERSHIPS FOR THE GOALS 	<ul style="list-style-type: none">Enhance policy coherence	100% (2022)	100% (2022)	100% (2025)	<ul style="list-style-type: none">City of Bulawayo Strategic Plan (2021-2025)	<ul style="list-style-type: none">Training and policy reviews
	<ul style="list-style-type: none">Twinning arrangements	3 (2022)	3 (2022)	6 (2025)	<ul style="list-style-type: none">City of Bulawayo records	<ul style="list-style-type: none">Identify new partners





01

The SDG implementation will be funded through the City's Strategic Plan and Budget. The City of Bulawayo is also looking at a private sector led economy through Public Private Partnerships (PPPs) and donor funding.

02

In partnership with Bulawayo City Council, **Welt Hunger Hilfe (WHH)** has funded: The Mpopoma Water Mains Renewal and the Mzilikazi Water Mains Renewal - to improve water pressure to Ntabazinduna flats especially during shedding.

03

The **Gesellschaft Fur Internationale Zusammenarbeit (GIZ)** partnership, Bulawayo City Council received a trailer mounted high velocity Sewer Jetting machine with a total cost of R565, 030.00. **WaterWorx** has contributed funding toward two phases so far. Currently, the partnership is into its second phase which started on the 1st of January 2022 and is set to run through to 2026.

PUBLIC-PRIVATE PARTNERSHIPS



04

Bulawayo City Council received US\$30, 438, 516.58 to date from the **African Development Bank** since 2016 for water and sanitation projects. With **Africa Ahead**, Bulawayo City Council has seen the Makokoba Outfall Sewer upgrading project - to improve access to sanitation and avert environmental pollution due to raw sewage spillages. In the Engineering Services department under the Roads section, the Bulawayo City Council does not have any external partners apart from the Government of Zimbabwe in conjunction with ZINARA.





**CHALLENGES AND PROPOSED
ACTIONS FOR ADDRESSING
CHALLENGES**

CHALLENGES	MITIGATION
Data availability and consistency	<ul style="list-style-type: none"> • SDG Portal, consultations, SDG Committee, ZIMSTATS portal
Lack Disaggregated data at a local level	<ul style="list-style-type: none"> • Gender Focal person; • Geographical Information Systems
Controls or systems on access of data (Confidentiality clauses)	<ul style="list-style-type: none"> • Explanations on the purpose of the VLR were done to the target stakeholders
Financing the Post VLR Workshop process	<ul style="list-style-type: none"> • Funding from Council






- **Partnerships have contributed positively in the acceleration of implementation of sustainable development, through provision of funding for projects with high social and economic impact, such as water, sanitation and health (WASH), infrastructure, and education services. Some of the partnerships for the City of Bulawayo including:-**
- **African Development Bank, WaterWorx, United Nations Agency, GIZ partnership, ZINARA, Tedy Three Investments in parking solutions, Gender Links, twinning arrangement with eThekwini, MOUs with Local Universities, Operation Florian a UK based charity Organisation.**
- **The City is thus promoting effective public, public-private and civil society partnerships, building on the experience and resourcing strategies of partnerships.**





Data gaps from ZIMSTAT and inconsistencies at a local level was a challenge, as well as financing data collection i.e the SDG survey, hence a need to allocate funds in the City's Budget budget for SDGs Voluntary Local Reviews



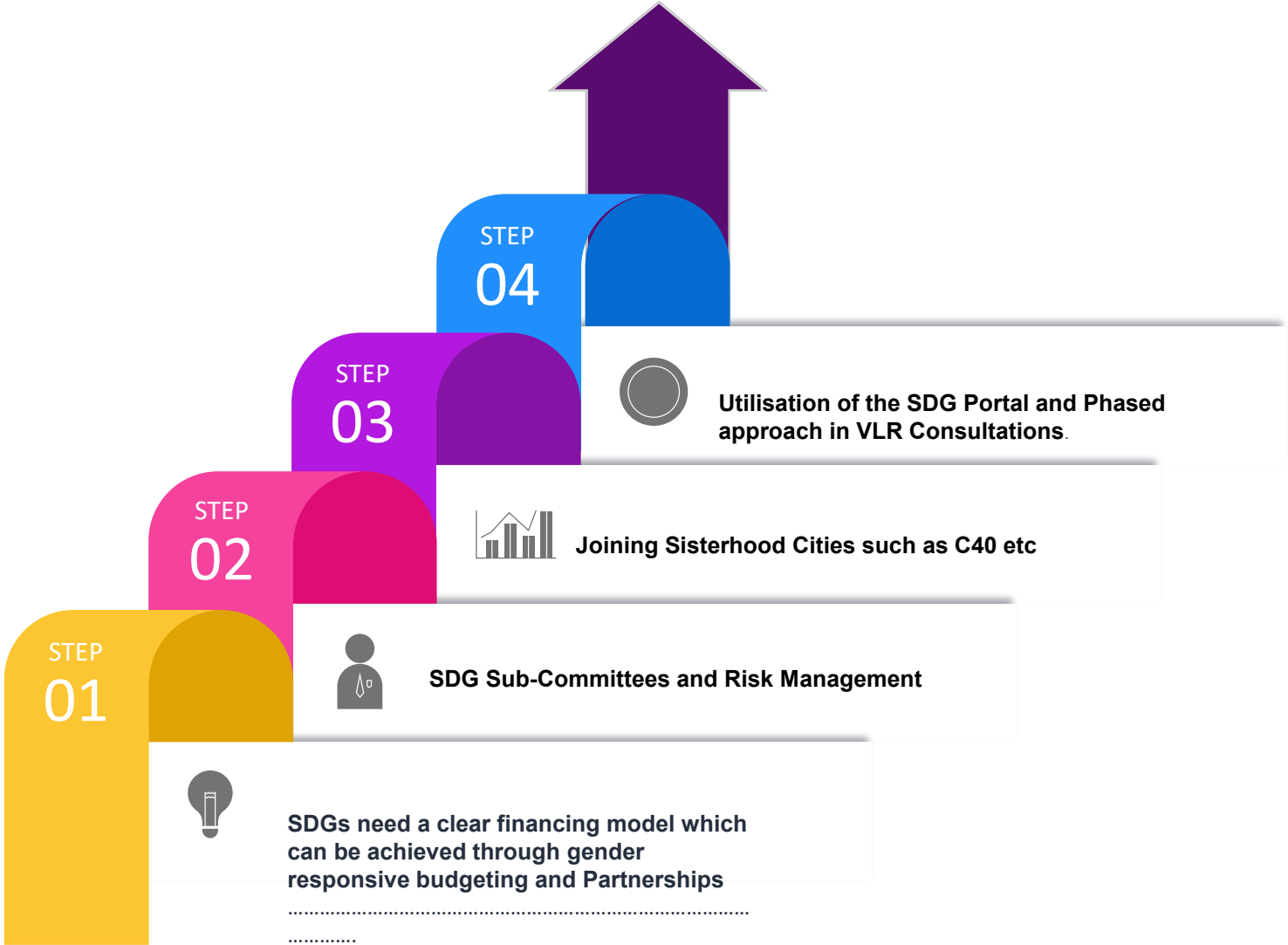
- There is a need to adopt a policy that will help in the development and management of Big Data.



The need to develop databases for data, information, stakeholders and their contacts, partnerships in data and information sharing and the need for peer reviews.



NEXT STEPS





RECOMMENDATIONS

1

The need to develop partnerships in data and information sharing and the need for peer reviews.

01

Partnerships

Private sector, Statistics Offices, Research Institutions

2

There is need to have a disaggregated data and SDGs Portal for the City of Bulawayo.

02

Data Disaggregation

Use of GIS and Data Analytics

3

There may be further opportunities to tap into the sister city network or other global city networks, to jointly establish regional priorities and coherence on goals that may be too challenging to tackle by one City alone

03

Global Networks

UCLG, C40 etc



CONCLUSION



In conclusion, the City of Bulawayo has progressed in achieving some of the targets;

However, there is need for data consistency, availability and disaggregation;

The Covid-19 pandemic affected the City's contribution to the SDGs, therefore there is a need for risk assessment and management towards future pandemics.;

Finally, the SDGs need a clear financing model which can be achieved through gender responsive budgeting and partnerships.

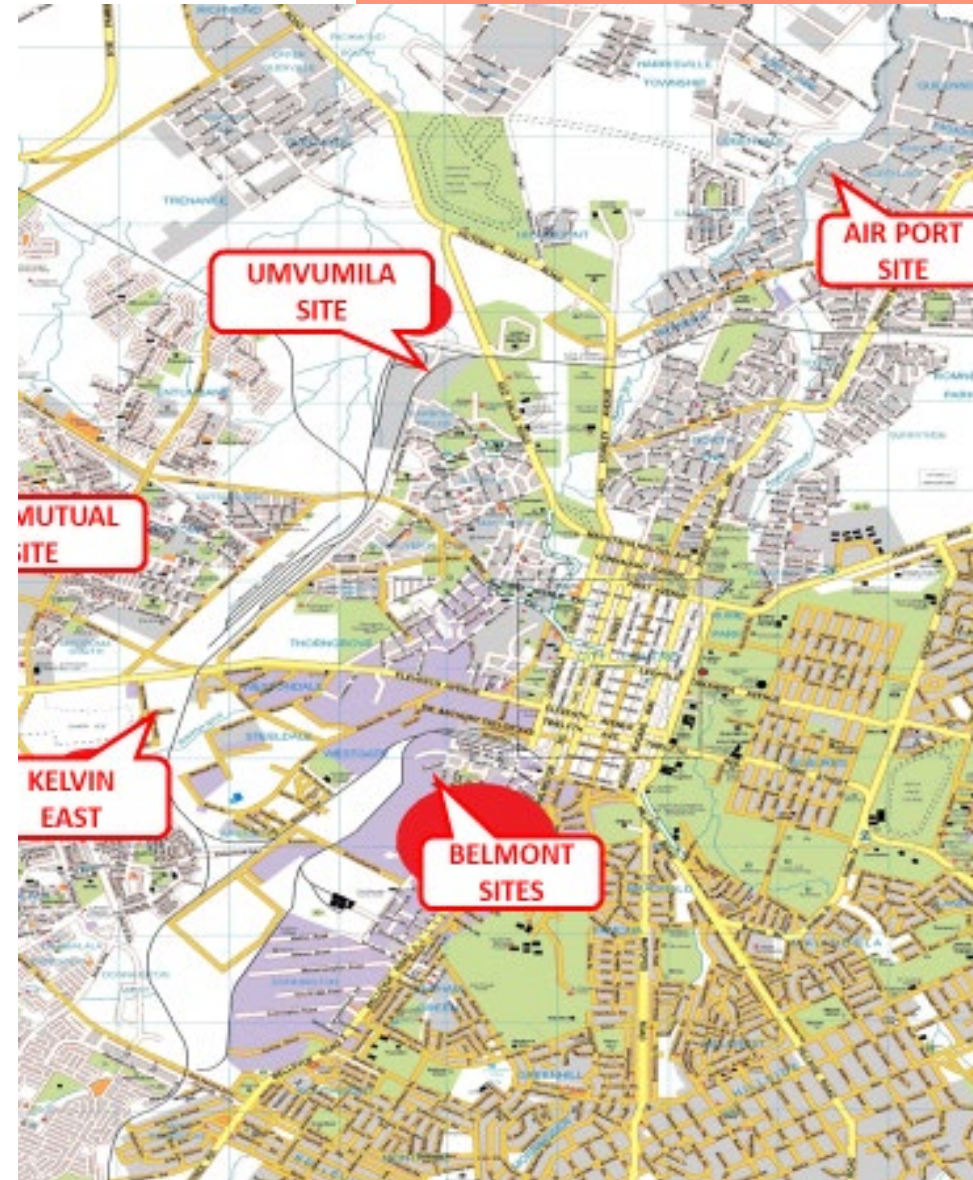


**KEY ACTIVITIES AND
PROJECTS IN
ACHIEVING SDGs
2023**

UMVUMILA SEZ

SDG 8;9;11;17

NDS1



VULINDLELA PRIMARY SCHOOL

SDG 4; 10;11

NDS1-





REFURBISHMENT OF E. F. WATSON CLINIC



SDG 3;11



NDS1:



REFURBISHMENT OF PUBLIC TOILETS

MADAMARA PUBLIC TOILET

Inline with SDG 3, 11

PUMULA OLD FACTORY SHELLS

SDG8

NDS1-

SDG9

NDS1-

SDG11

NDS1.

SDG12

NDS1

REFURBISHMENT WAS COMPLETED



NKULUMANE SAFE MARKET

SDG8

NDS1-

SDG9

NDS1-

SDG11

NDS1-

SDG17

NDS1-

NKULUMANE SAFE CONSTRUCTED WITH PARTNERS



CONSTRUCTION OF 7 PHARMACIES

1 Learn More

Lorem Ipsum is simply dummy text of the printing and types printing and much more.

2 Learn More

Lorem Ipsum is simply dummy text of the printing and types printing and much more.

3 Learn More

Lorem Ipsum is simply dummy text of the printing and types printing and much more.

4 Learn More

Lorem Ipsum is simply dummy text of the printing and types printing and much more.

Lorem Ipsum is simply dummy text of the printing and types printing and simply dummy text of the printing and types



CONSTRUCTION OF ECD CLASSROOMS IN PRIMARY SCHOOLS



SDG 4

NDS1-



SDG 8

NDS1-



SDG 10

NDS-1



SDG 11

NDS-1

EQUIPPING OF EDUCATIONAL FACILITIES – TEN LIBRARIES EQUIPPED: SDG4; 10;11



Books Processing At Mzilikazi Library



Bulawayo Home Industries: SDG 1;4;10;17



Project paintwork and tiling . Carport complete



EMGANWINI SATELLITE CLINIC: SDG3;11



WASH-FIT PROGRAM IN 17 CLINICS: SDG 3;11





SHOWING ADDITIONAL ROAD NETWORK GENERATED THROUGH PPP (COWDRAY PARK 151 STANDS)

SDG 10; 11;16;17

NDS1-



PATCHING POTHOLES ON MATOPOS ROAD

SDG 10; 11;16;17

NDS1-



LUVEVE ROAD PREMIX OVERLAYS

SDG 10; 11;16;17

NDS1-

Public Lighting: SDG 11



Awareness Campaigns: SDG 2;11



By-law Enforcement: SDG 16



Grass Cutting Program By Community Groups.SDG13;14



Corner Cecil Ave & Old Gwanda Rd.
Robots.



George Ave Ascot

Tree planting: SDG13;14



WAY FOWARD– STRENGTHENING SDG IMPLEMENTATION

01

M & E Office

-Recruitment of Senior Monitoring & Evaluation Officer to provide SDG M & E Framework,

02

RESEARCH & INNOVATION COMMITTEE

-To provide guidance and creating evidence based VLR Development Planning.

04

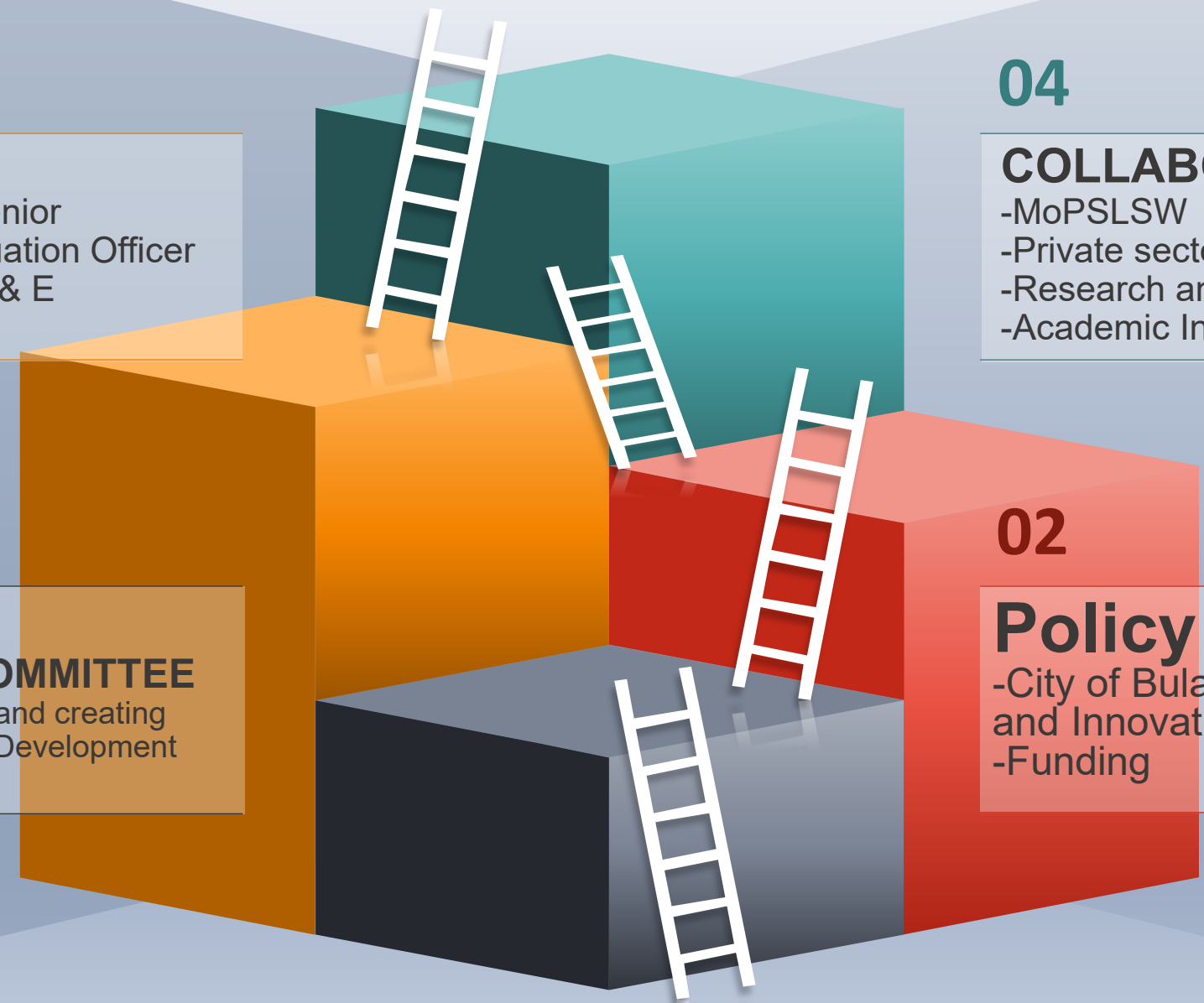
COLLABORATIONS

-MoPSLSW
-Private sector
-Research and
-Academic Institutions

02

Policy

-City of Bulawayo Research and Innovation Policy
-Funding





Thank You!

