

National Capacity Building Workshop on Localizing SDGs Through VLR in Eswatini

Session 4: Data for SDGs and review
processes at the national and sub-
national levels

15 October 2024

Daniel Eshetie

SDG Monitoring Section

UN Statistics Division

eshetie@un.org



United Nations

DESA
Statistics Division

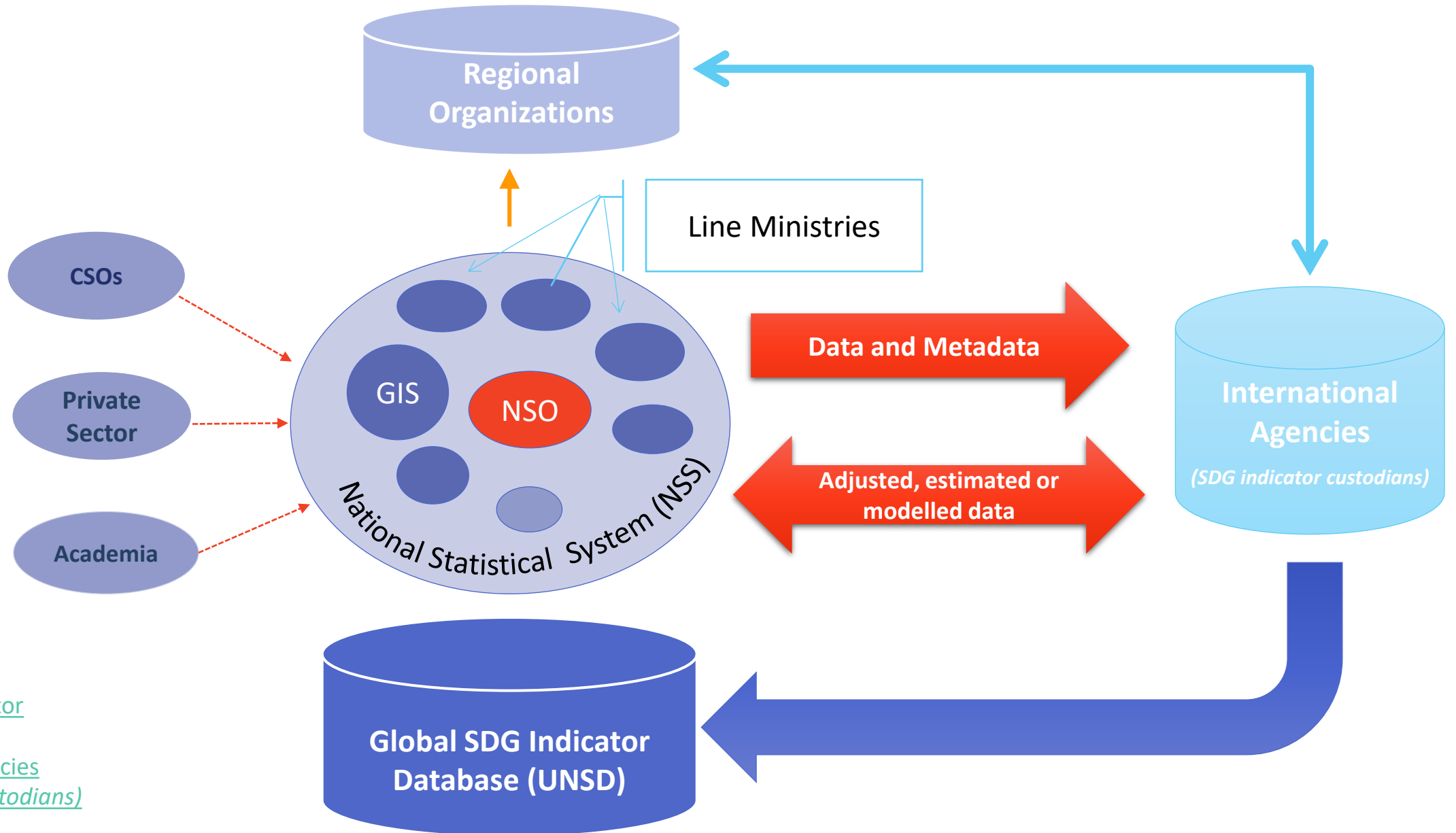
Overview of Global SDG Monitoring and Reporting

- **Global SDG Indicator Framework:** Progress on the 2030 Agenda is assessed and reviewed at the global level using a set of global SDG indicators
 - Developed by the [Inter-agency and Expert Group on Sustainable Development Goal Indicators](#) (IAEG-SDGs), which is comprised of statistical experts from 28 Member States
 - Contains [231 unique indicators](#), addressing each and every one of the Goals and targets of the 2030 Agenda for Sustainable Development
- **Global SDG Reporting:** UNSD collaborates with **more than 50 international and regional organizations** for Global SDG Reporting.
- **Purpose of the Global SDG Reporting:** The report is prepared to inform the UN High-level Political Forum on Sustainable Development (HLPF) and the SDG Summit.





Data Flow in Global SDG Reporting



Links

- [Global SDG Indicator Database](#)
- [International agencies \(SDG indicator custodians\)](#)
- [Metadata](#)

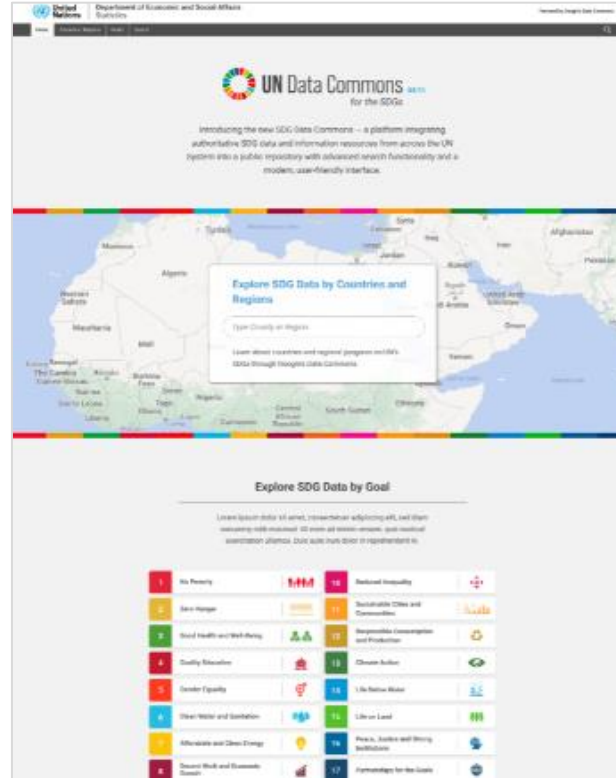
Overview of Global SDG Reporting

The SDG Report




<https://unstats.un.org/sdgs/report/2024>

UN Data Commons for the SDGs



<https://unstats.un.org/UNSDWebsite/undatacommons/>

The Gender Snapshot



<https://unstats.un.org/sdgs/gender-snapshot/2024/>

Overview of Global SDG Reporting

SDG Extended Report



<https://unstats.un.org/sdgs/report/2024/extended-report/>

The SDG Global Database



SDG Indicators

- Official list of SDG indicators
- Metadata Repository
- Tier Classification
- Data collection and Focal points

Resources

- Regional Groupings
- E-Handbook on SDG Indicators
- UNCT Toolkit

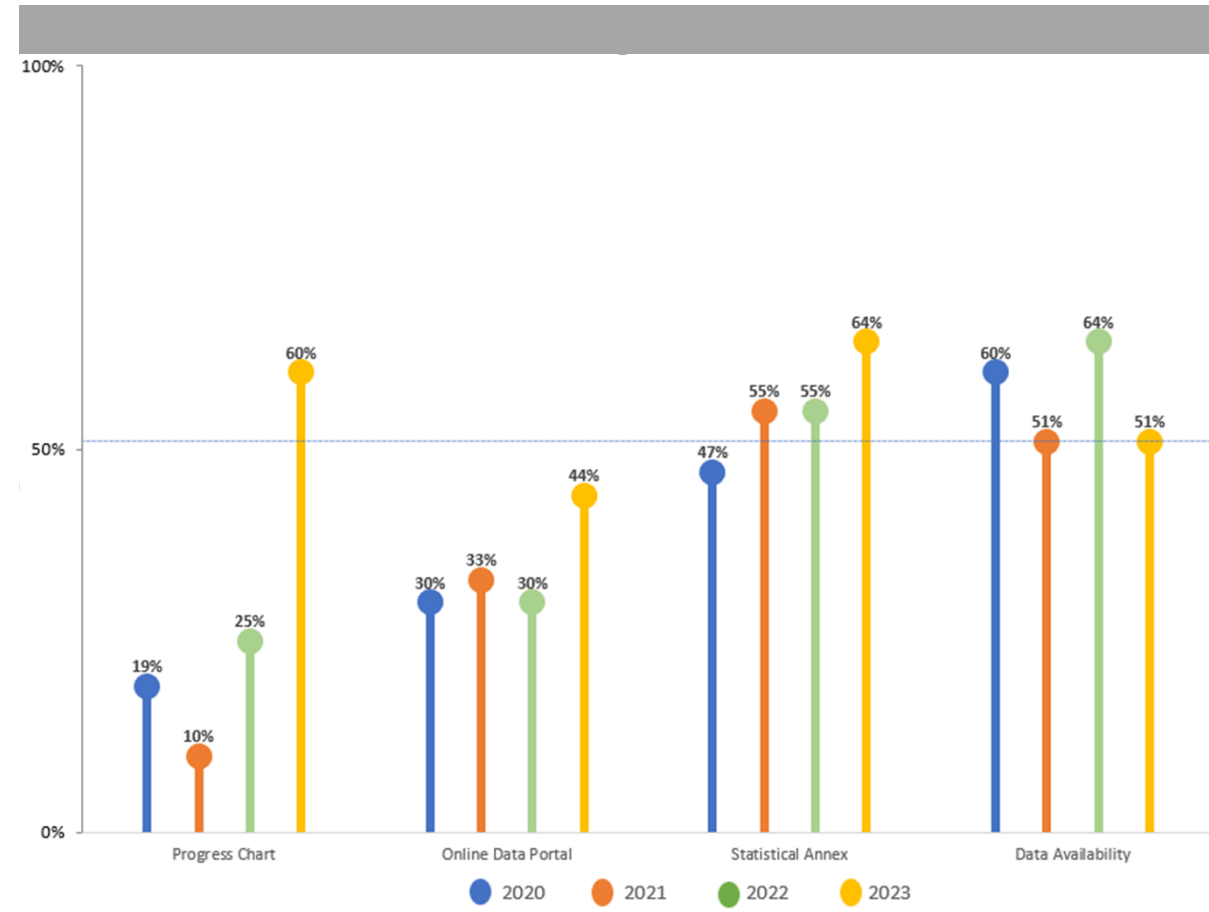
<https://unstats.un.org/sdgs/dataportal>



VNRs and the Important Role of data

- Voluntary National Reviews (VNR) prepared by Member States are one of the **critical follow-up and review mechanisms** for the 2030 Agenda
- VNRs should be **underpinned by data** and should be **evidence-based**.
- The inclusion of data and progress assessments in VNRs has improved **as countries have strengthened their monitoring frameworks for SDGs**.
- **Common challenges remain:**
 - *Coordination*
 - *Limited evidence and data availability*
 - *Limited disaggregated data and collection*
 - *Human and financial constraints*

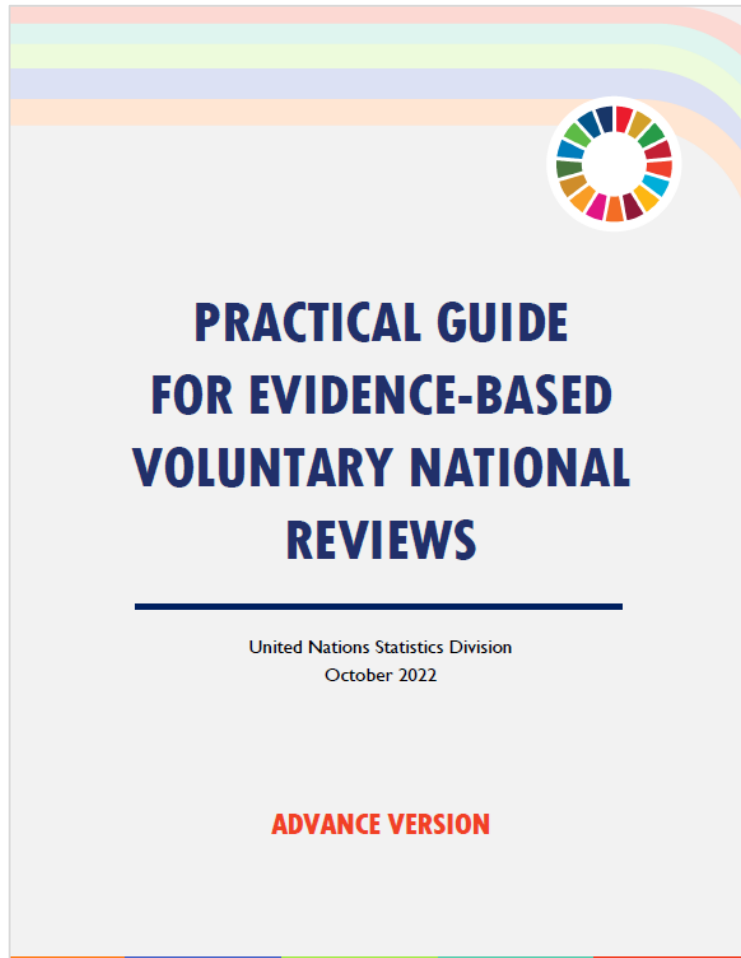
Proportion of Countries Incorporating Data Elements in VNRs (2020-2023)



Source: UNSD Practical Guide for Evidence-based Voluntary National Reviews

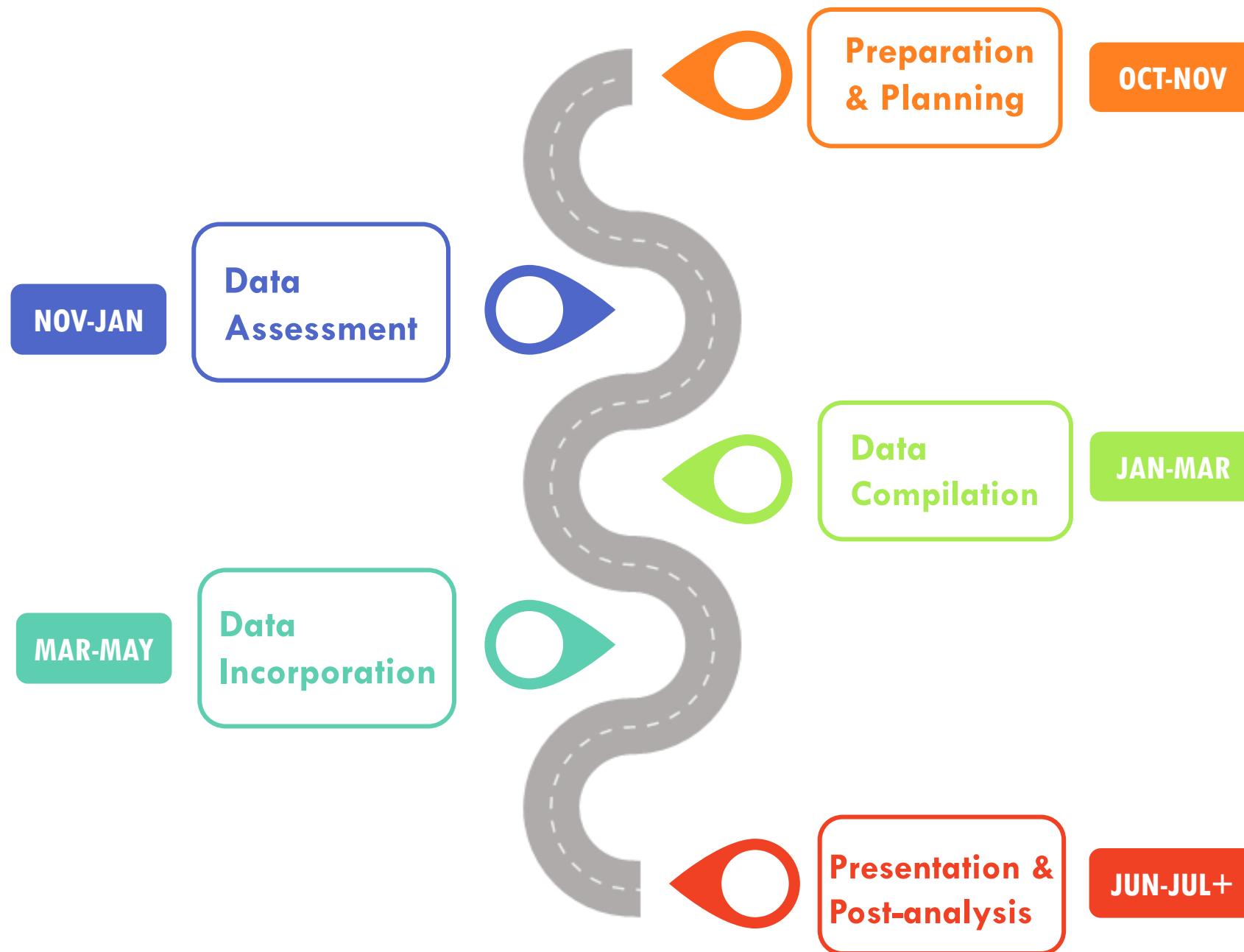


Practical Guide for Evidence-based VNRs



- **The Guide:** Complementary resource for countries on how to use data and statistics on SDGs to support evidence-based VNRs.
- **Approach:** Roadmap method with good practice examples, outlining key stages in the national VNR process for enhancing data.
- **Looking ahead:** VNR process can also help to identify strengths and weaknesses of statistical systems and statistical capacity building opportunities.
- **Webpage:** <https://unstats.un.org/sdgs/data4vnrs/>

A Data Roadmap for VNRs





Data Roadmap: Preparation & Planning

OCT-NOV

- **Establishing a VNR data team:** the essential role of National Statistical Offices (NSOs)
- **Institutional mechanisms for SDG monitoring:** agreed institutional agenda for SDG follow-up and review
- **Building on existing reporting processes**

Zambia: Key documents that were gathered for the 2023 VNR including :

- 2022 Census of Population and Housing, Preliminary Report
- 2021 Labour Force Survey
- National Health Strategic Plan 2022 to 2026
- 2018 Zambia Demographic and Health Survey
- 2021 Zambia Finscope Survey
- Preliminary Impact Assessment of the Ukraine-Russia Conflict, SADC Secretariat, 2022
- Zambia Decent Work Country Programme 2020-2022
- Research and evaluation reports, others

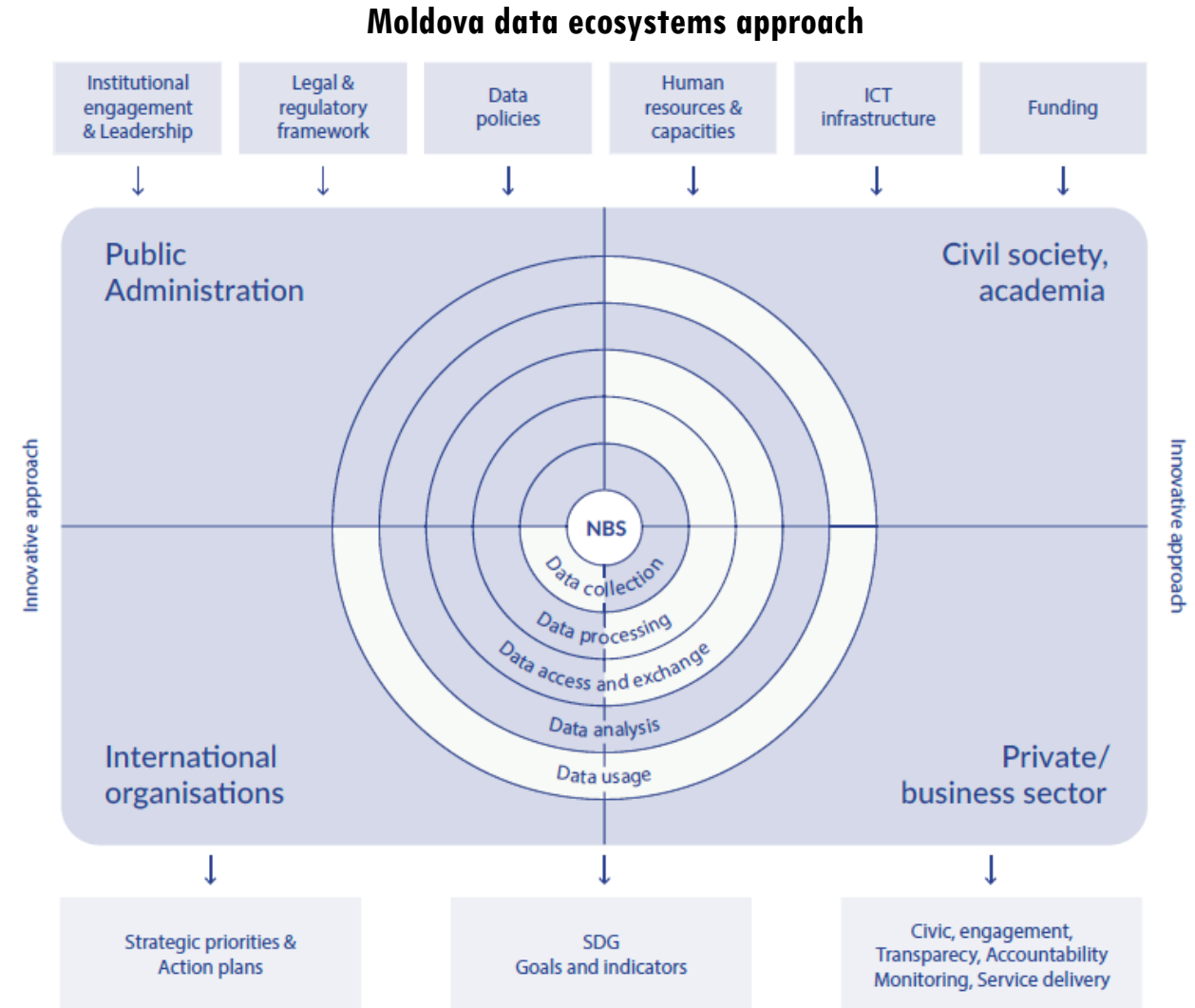
Source: [VNR 2023 Zambia Report](#)



Data Roadmap: Data Assessment

NOV-JAN

- Mapping/consultations with data stakeholders: using a data ecosystem approach
- Close collaboration between policymakers and statisticians
- Data sources & data availability and gaps





Data Roadmap: Data Compilation

JAN-MAR

- **Data sources:** traditional and non-traditional data
- **Filling data gaps:** through data innovations
- **Ensuring quality of non-traditional data:** guidelines ([UK resource](#)), ([Kenya resource](#))
- **New and emerging challenges**
- **Data analysis**

Some Non-traditional Data Source Examples

- Citizen science for SDG Monitoring
- Real-time data collection for different types of crime captures and prevention (Korea)
- Innovative use of social media for SDG monitoring (Indonesia)
- Integrated database of the bottom 40% population- for poverty alleviation acceleration (Indonesia)
- Data from international NGOs, e.g., Transparency International's Corruption Perceptions Index
- Data from Civil Society Organisations, academia and other stakeholders
- Private sector data e.g., statistics in company sustainability reports
- Big Data – large scale process-collected data from different sources (social media platforms, cellphone data- citizen-generated or from cell phone companies), satellite or sensor-collected data, e.g., geospatial data, earth observation data, smart-meter data



Policy Brief 2: SDG Localization: Data, monitoring and reporting



- **Part of the Inter-agency Policy Briefs on Accelerating Progress on the 2030 Agenda from Local to Global Levels**
- **Overview:** Examines challenges for local-level monitoring of the SDGs and highlights opportunities and solutions for governments to consider. The brief outlines resources and other considerations for strengthening monitoring of the SDGs at local level.
- **Webpage:** <https://sdgs.un.org/publications/inter-agency-policy-briefs-accelerating-progress-2030-agenda-local-global-levels>



Introduction

“Localization transforms the SDGs into actionable solutions by empowering local communities to identify, measure and act on their locally-aligned priorities.”

- **Central to SDG localization’s success are robust data monitoring and reporting mechanisms.** This includes processes that accurately gauge SDG progress, identify gaps and opportunities, inform action plans and financing, and track advancement towards development targets.
- While SDG monitoring faces common challenges at all levels of government – including timeliness, availability and quality – **local-level monitoring encounters additional complexities.** This can be due to limited capacity, for example. It can also result from fragmented data sources and a lack of coordination between
- **To address such challenges, tailored approaches and targeted support are essential** to ensure inclusive and effective implementation of the SDGs at the local level.



Challenges

Defining key terms and indicators inconsistently

Limited data availability and insufficient disaggregation

Inadequate data coordination

No clear mechanisms for turning insights into action

Limited technical capacities and resources

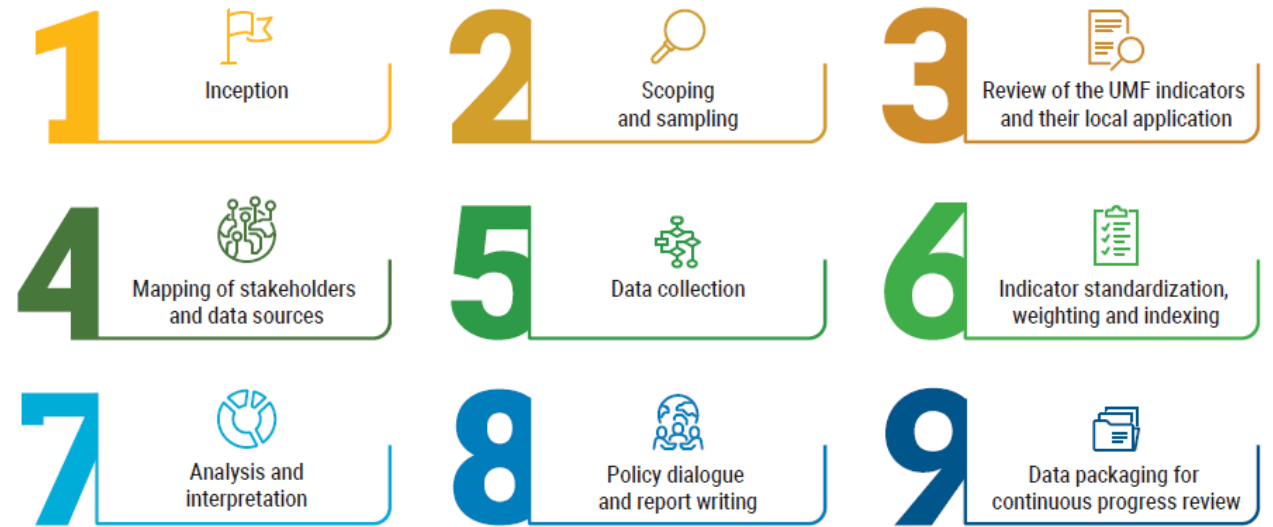


Opportunities and solutions

Several initiatives and frameworks have been developed to support local monitoring and tracking of SDG performance:

- [Localizing the SDGs Academy in Indonesia](#)
- [Earth Observation Toolkit for Sustainable Cities and Human Settlements](#)
- [Action-oriented Voluntary Local Reviews: A Methodology for the Partners of UN-Habitat](#)
- New Urban Agenda: [guidelines for reporting and a monitoring framework](#)
- UN-Habitat's [Urban Monitoring Framework \(UMF\)](#) and data tool
- [SDG Cities](#) Flagship Programme
- [Indigenous Navigator](#)

FIGURE 2. Workflow for applying the UMF



Source: UN-Habitat Data and Analytics section, Global Urban Monitoring Framework, 2022



Opportunities and solutions

Fostered partnership and coordination

- For effective SDG localization, it is crucial to enhance partnership and coordination between LRGs and non-state actors, such as academia, CSOs and the private sector.
- Formal intergovernmental mechanisms should be established to facilitate discussion, align priorities and ensure consistency in data collection.
- For example:
 - [Open Government Data Platform](#) in India
 - [Collaborative on Citizen Data](#)
 - [Global Partnership for Sustainable Development Data](#)
 - [The Data for Development in Africa programme](#)

Global-level partnership and coordinated efforts

- Global partnerships are vital for aligning approaches and promoting local-level data comparability across countries.
- [Degree of Urbanization approach \(DEGURBA\)](#) of the Statistical Office of the European Union (Eurostat)
- UN-Habitat [Global Urban Indicators Database](#)





Opportunities and solutions

Harness innovative data sources


- For a comprehensive analysis, local SDG data collection should blend diverse sources to enhance validity and reliability. These sources could include citizen-generated data, artificial intelligence (AI) models, data forecasting and geospatial technologies.

Enhanced data platforms and continuous monitoring

- Leveraging initiatives like the UN-Habitat [Urban Observatory Model](#) can maximize urban data benefits by reducing data acquisition costs and supporting trend analysis.

Linking data to action

- Data integration into development plans and policy reviews is crucial, with strategic ties to mandated plans and budgets.
- For example: [Arab Financing for Development Gateway](#)





Considerations/deepening the data analysis in the VLR

- **Stand-alone data chapter or section in the VLR**
- **Progress assessment/progress chart- is there an already established methodology to develop a progress assessment for the SDGs at local level?**
- **Data analysis on intersecting vulnerabilities- looking at compounding deprivations**
- **Data analysis on how well SDG policies have worked or not. Who has benefited? Who is still left behind?**
- **Analysis of the interconnectedness of the SDGs**
- **What were the data recommendations for local level in the countries' first VNR or earlier VLRs? How will they be addressed in this subsequent VLR? How much progress has been made and what challenges remain?**





Thank you



United Nations

DESA
Statistics Division