



United Nations  
Economic Commission for Africa

# The VLR Preparatory Process: overview of approaches, milestones and deliverables

*Lusungu Kayani*

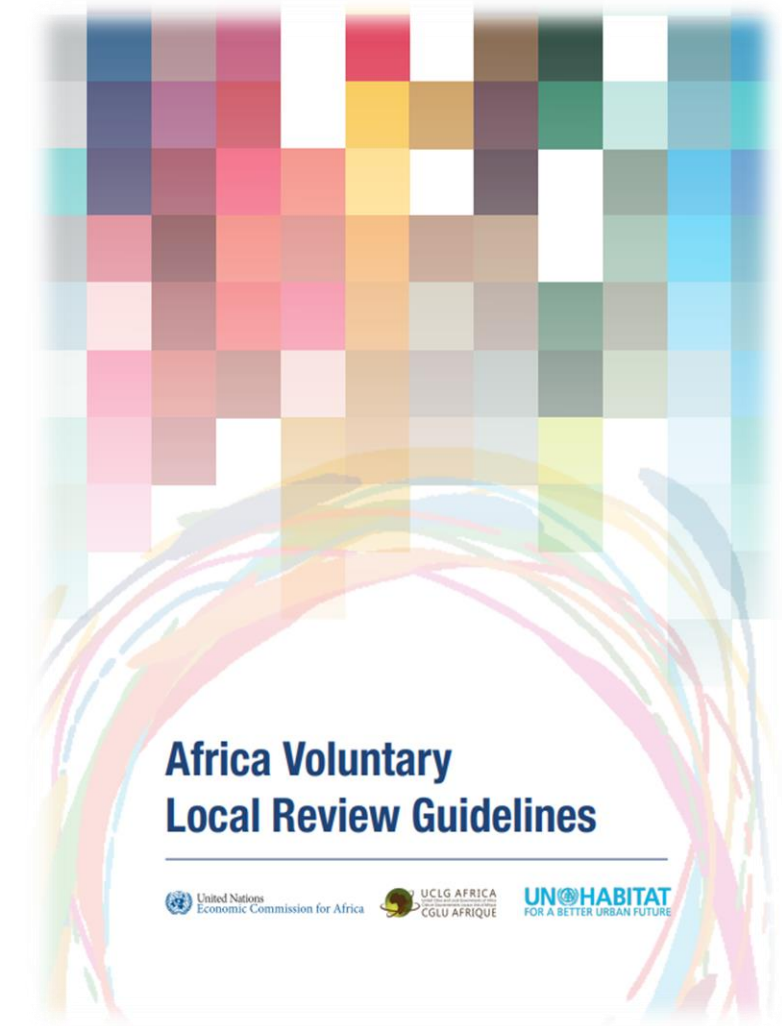
*Social Affairs Officer*

*United Nations Economic Commission for Africa*



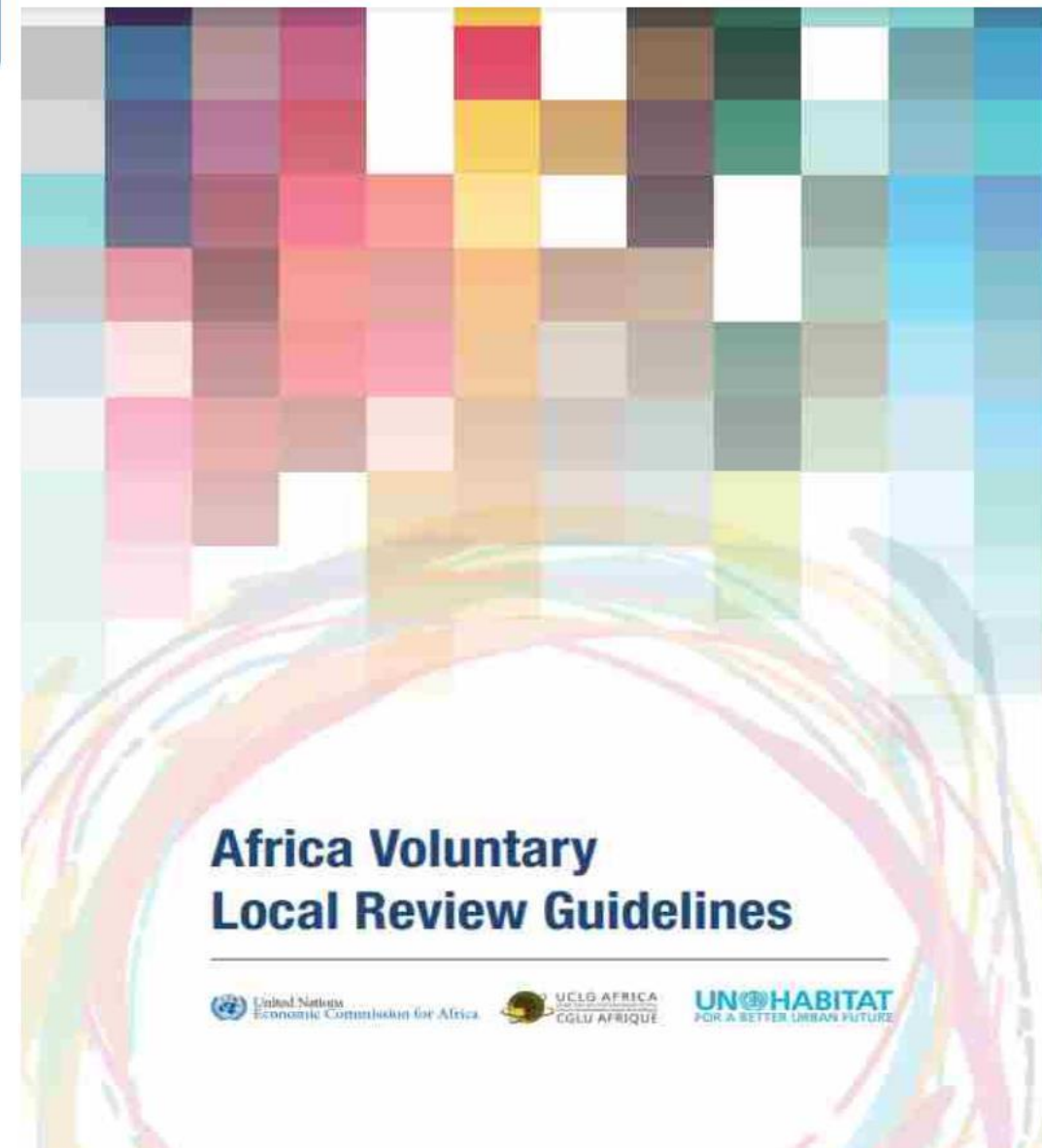
# Africa VLR Guideline – Mandate and Purpose

- Result of a specific request made by member States
- Provide a common guideline & template for VLRs
- Further the VLR production in the region and provide a common approach
- Foster local ownership, commitment and action
- Jointly produced with UN-Habitat and UCLG-Africa



# Africa VLR Guidelines

- Simple
- Easy to follow
- Best practices
- Lessons learned
- Guiding questions
- Tools



# How to begin a VLR Process?

- Getting Started - Africa VLR Guidelines Guiding Principles



**Find out where you are and define a way forward.** VLRs are a tool for monitoring and measuring progress, but they are also a mechanism for planning local action. A lack of data should not hold you back and start with what you have.



**VLRs are a tool for telling your local story.** VLRs allow local and regional governments to tell their story and present local priorities.



**VLRs represent a process, not just a product.** The VLR is a process and not just a report and the process is engaging, participatory and unbound by a defined start and end dates.



**VLRs should promote multi-stakeholder engagement** that incorporates principles of human rights, gender equality and leaving no one behind.



**VLRs enhance linkages between national and local levels of government.** VLRs can complement reporting at the national level by improving monitoring and coherence in implementation.

# Africa VLR: The Template

## Phase I

- Methodological Processes: preparatory work, literature review and visioning
- SDGs and Agenda 2063 - Linking priorities
- Stakeholder engagement planning
- Institutional Model for leading review
- Roadmap and work plan

## Phase II

- Data collection, analysis and write up
- Validation, Publication & dissemination

## Phase III

- Integration, Monitoring, Implementation and Follow-up
- Conclusion

# VLR Milestones

Pre-VLR

Activity
SDG and Agenda 2063 awareness-raising with local stakeholders
Localization of SDGs through the production of a localization report or some sort of SDGs report for local context
Organization of survey or questionnaire to be distributed locality– wide that captures inputs to the SDGs and A20
Determine resources needed to conduct local review

## OUTPUTS

- Local expressions of interest by subnational government to conduct VLR
- 2030 Alignment or SDG localisation report
- Online surveys
- Budgeting and costing

# VLR Milestones

## PRE-VLR & PHASE I

### Activity

- Desk review on local policies, strategies, plans and programs responding to the SDGs
- SDG Awareness raising and public outreach
- Identify organizations collecting relevant data
- Map Agenda 2063 goals and indicators to local plans and strategies
- Determine institutional mechanism to lead VLR, including task force and key stakeholders

# VLR Milestones

PRE-VLR & PHASE I

Map stakeholders contributing to the SDGs and A63 in the locality

Prepare a stakeholder engagement plan for each phase of the VLR outlining the purpose of consultations

Set vision for local implementation on what the locality wants to see happen by 2030

Define a roadmap and work plan

## OUTPUTS

- Stakeholder Mapping
- Stakeholder engagement plan
- Policy alignment to SDGs and Agenda 2063
- Roadmap or workplan



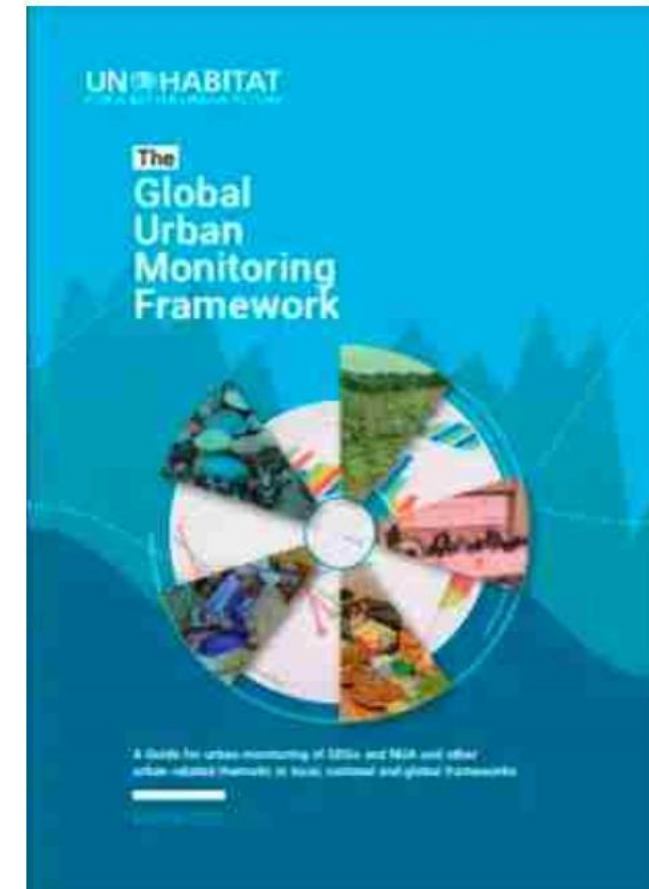
# VLR Milestones

## PHASE II

Activity
Prioritize goals, targets and indicators for review.
Define the number of goals locality wants to measure and monitor
Continue identifying organizations collecting data for the localized targets and indicators
Develop proxy indicators where needed
Finalize the definition of local targets and indicators
Where possible, present data in terms of in time-series, percentages, proportions, ratios
Develop data collection methodology and approach identifying list of instruments for data collection, sources of limitations encountered
Review progress against each identified priority SDG and localized targets and indicators highlighting successes and challenges

## OUTPUTS

- Selection of targets & indicators based on priorities, stakeholder inputs
- Quantitative and qualitative data collection instruments, including spatial
- Data analysis with stakeholders: highlight progress and challenges



# VLR Milestones

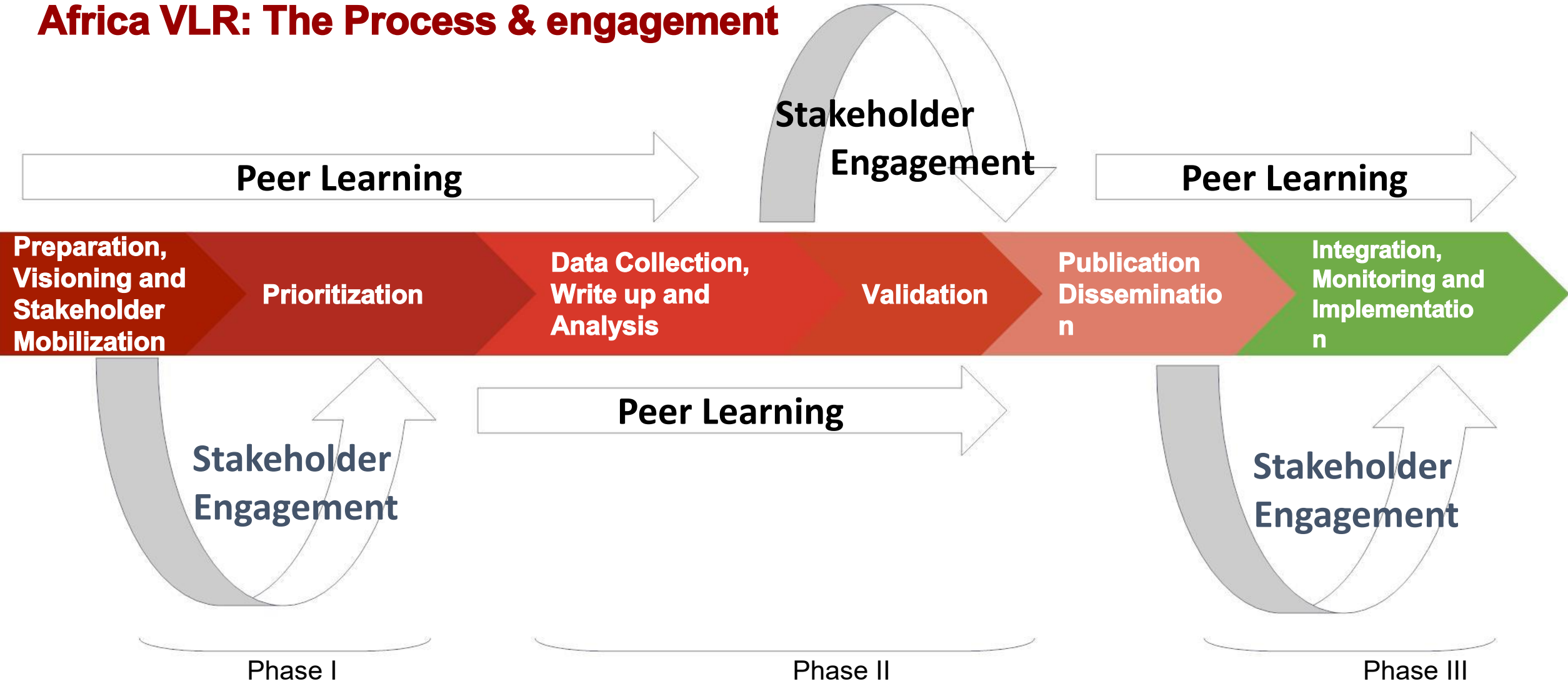
## OUTPUTS

### PHASE III & Post VLR

Activity
Publish VLR
Consider translation into local languages, if applicable
Wide dissemination of VLRs to stakeholders
Presentation of VLR with relevant national Government authorities
Integration with VNR processes
Develop a communications strategy around the main messages and lessons learnt of the VLR to share
Develop roadmap to follow up plan on key accelerator goals and action items as identified in VLR
Identify impact of VLR process and report (using ECA template on VLR impact and lessons learned)

- VLR draft for review + Integration of comments
- Presentation at a stakeholder forum
- Final layout and design of VLR
- VLR Launch
- Integration of VLR in VNR
- Implementation of priorities outlined
- ARFSD, HLPF, other localisation events

# Africa VLR: The Process & engagement





# Africa VLR guidelines

Ideas  
to  
Action



**THANK YOU!**

Ideas  
to  
Action