

Overview of the IPRT

Banke Abejirin (Dr)
Development Planning Section
Macroeconomics & Governance Division
Economic Commission for Africa (ECA)

15 October 2024

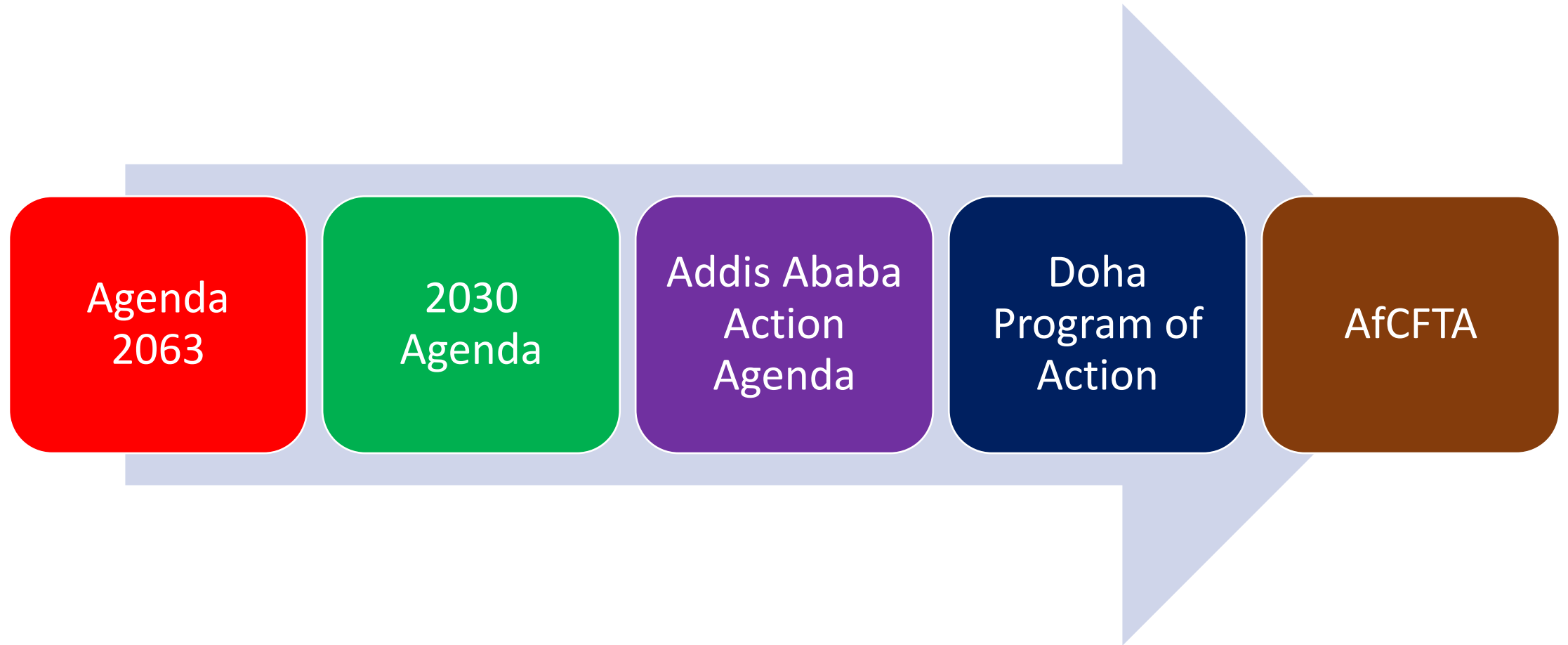
- **IPRT is a web-based planning tool that digitizes national development plans to facilitate performance tracking of NDPs and their alignment to global and continental frameworks**
- **Mandate:** Response to the African Conference of Ministers of Finance and Planning meeting in 2016 which requested ECA & AUC to assist Member States in aligning/embedding the two Agendas in national planning frameworks to strengthen implementation and reporting



*IPRT has won 2023's
International Standards of
Accounting and Reporting
Honors (ISAR Honors)*

The Challenge of aligning multiple agendas

Countries are tasked with aligning their NDPs to multiple agendas.



Questions that the IPRT seeks to answer

1. Do the continental and global agendas speak to each other?
2. How can these agendas be embedded into national development frameworks and harmonize progress reporting?
3. How can countries leverage synergies between global, continental and national development initiatives?
4. Do financing frameworks speak to the NDP?

These questions can be addressed through a **coherent integration** of multiple development agendas into national development frameworks.

IPRT features/capabilities

➤ **Horizontal alignment:**

- Maps Agenda 2030 with Agenda 2063 and DPoA to identify **synergies** and areas of divergence;
- Mapping is done at **goal, target and indicator levels**;

➤ **Vertical alignment** of Agendas 2030 and 2063 and DPoA to NDP and national financing frameworks:

- Assessment of the degree of alignment at **goal, target and indicator** level
- Maps financing frameworks to development priorities;
- **Diagnostic of the results framework**

➤ **Performance tracking** of development results and financial indicators:

- **Tracks performance of NDPs** and assesses gaps between actual performance and targets;
- **Tracks budget commitments** against national development targets.

➤ **Automated reporting** on development results and financial indicators:

- Generates **reports on the alignment** of both agendas into NDPs;
- Generates **reports on NDP indicator performance** against targets.

Key Issues

- **The IPRT allows you to check if:**
 - All indicators have baselines
 - The plan has goals without targets
 - The plan has targets without indicators

Lessons in SDG/A2063/DPoA Alignment

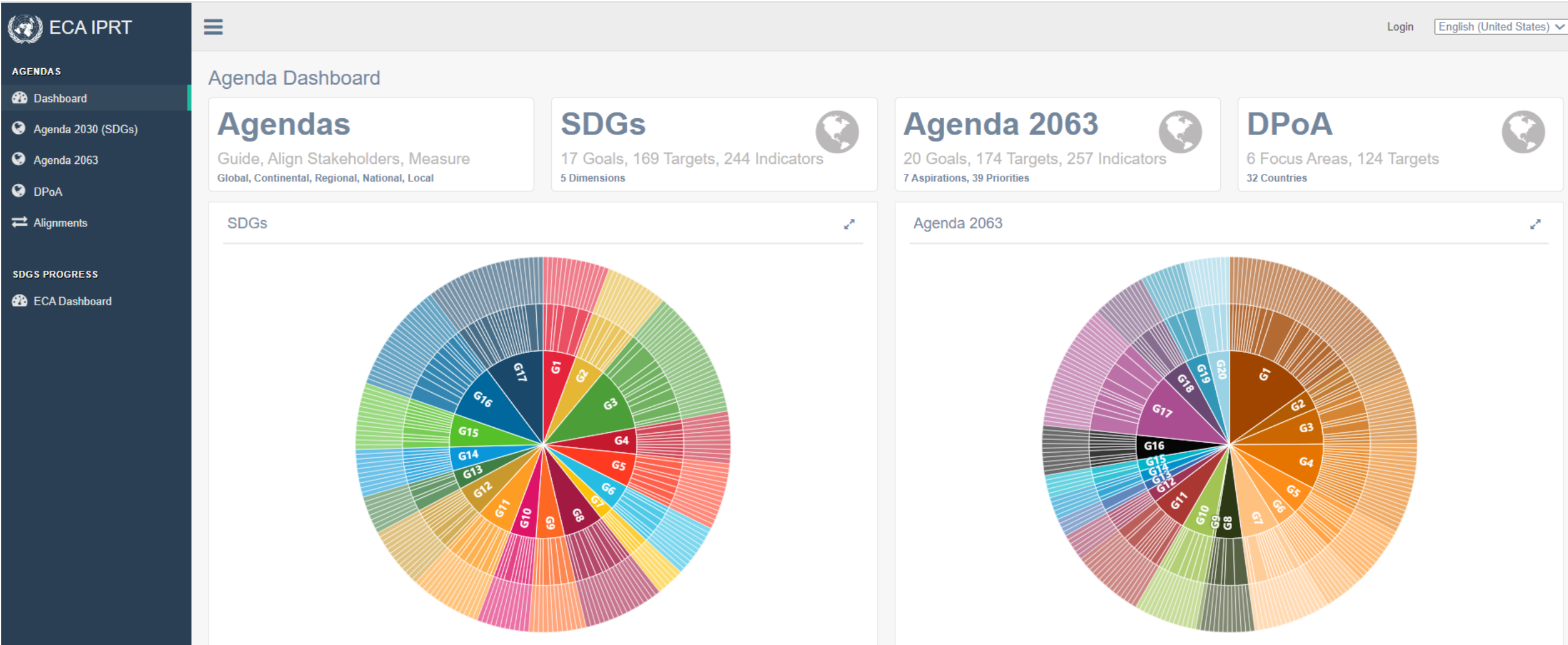
Aligning national plans to continental and global commitments

1. Understand the relationships among the international commitments that you are aligning to [Horizontal alignment]
2. Align the structure of the NDP to the structure of the SDGs
3. Reconcile the medium-term targets of NDPs with the targets of the SDGs, Agenda 2063 and DPoA which have longer timeframes
4. Align the programs of financial frameworks with the programs of the national development plan
5. A country's alignment scores must be consistent with its theory of change

Relationship between the Agendas



IPRT enables understanding of the agendas, their similarities and differences



Relationship between the Agendas



IPRT enables understanding of the agendas, their similarities and differences

Alignments

Harmonize, Synergize, Optimize
Mapping, Gap Analysis, KPIs, Strategic Integration

SDGs

17 Goals, 169 Targets, 244 Indicators
5 Dimensions



Agenda 2063

20 Goals, 174 Targets, 257 Indicators
7 Aspirations, 39 Priorities



DPoA

6 Focus Areas, 124 Targets
32 Countries



Alignment Across All Agendas For agendas with two levels, only the goal and target levels are compared.

80.65%

SDGs vs. Agenda 2063

Goals = 80% Targets = 84.2% Indicators = 73.93%

84.26%

Agenda 2063 vs. SDGs

Goals = 97.06% Targets = 65.38% Indicators = 64.14%

67.95%

DPoA vs. SDGs

Goals = 85.29% Targets = 55.92% Indicators = 0%

75.28%

SDGs vs. DPoA

Goals = 91.67% Targets = 67.6% Indicators = 0%

61.28%

Agenda 2063 vs. DPoA

Goals = 83.33% Targets = 37.6% Indicators = 0%

54.36%

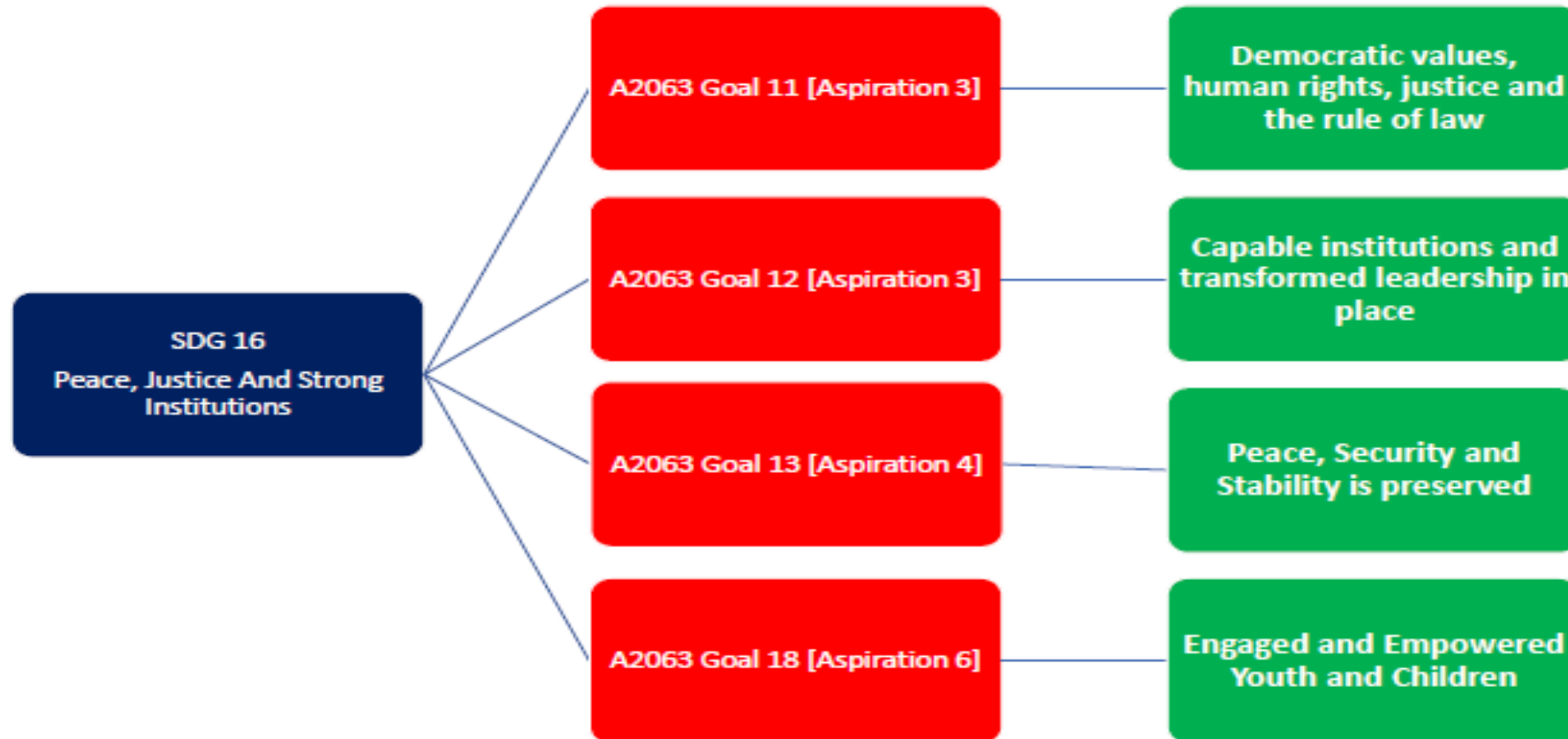
DPoA vs. Agenda 2063

Goals = 72.5% Targets = 36.21% Indicators = 0%

Relationship between the Agendas



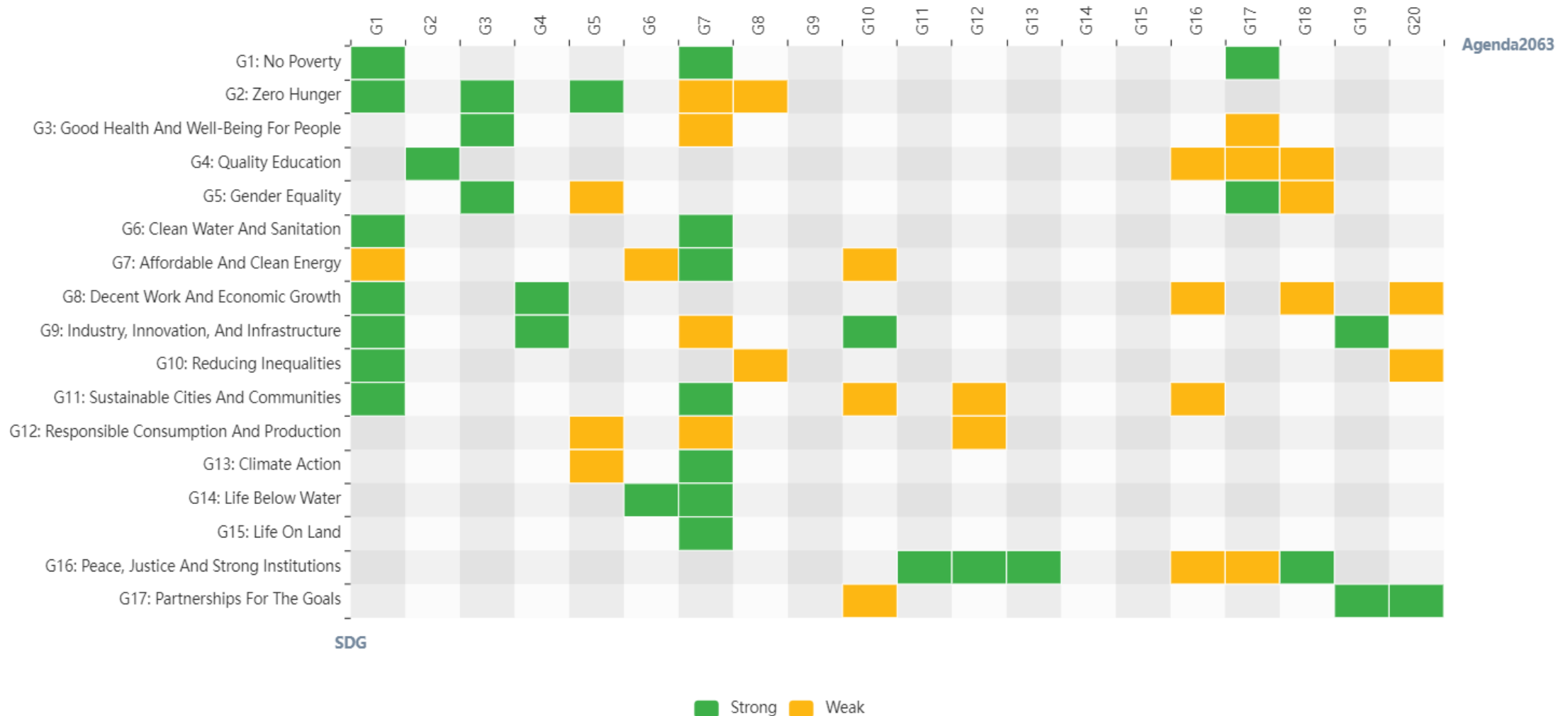
For example, What Goals of Agenda 2063 relate to SDG 16?



Horizontal alignment heatmap: SDGs vs A2063



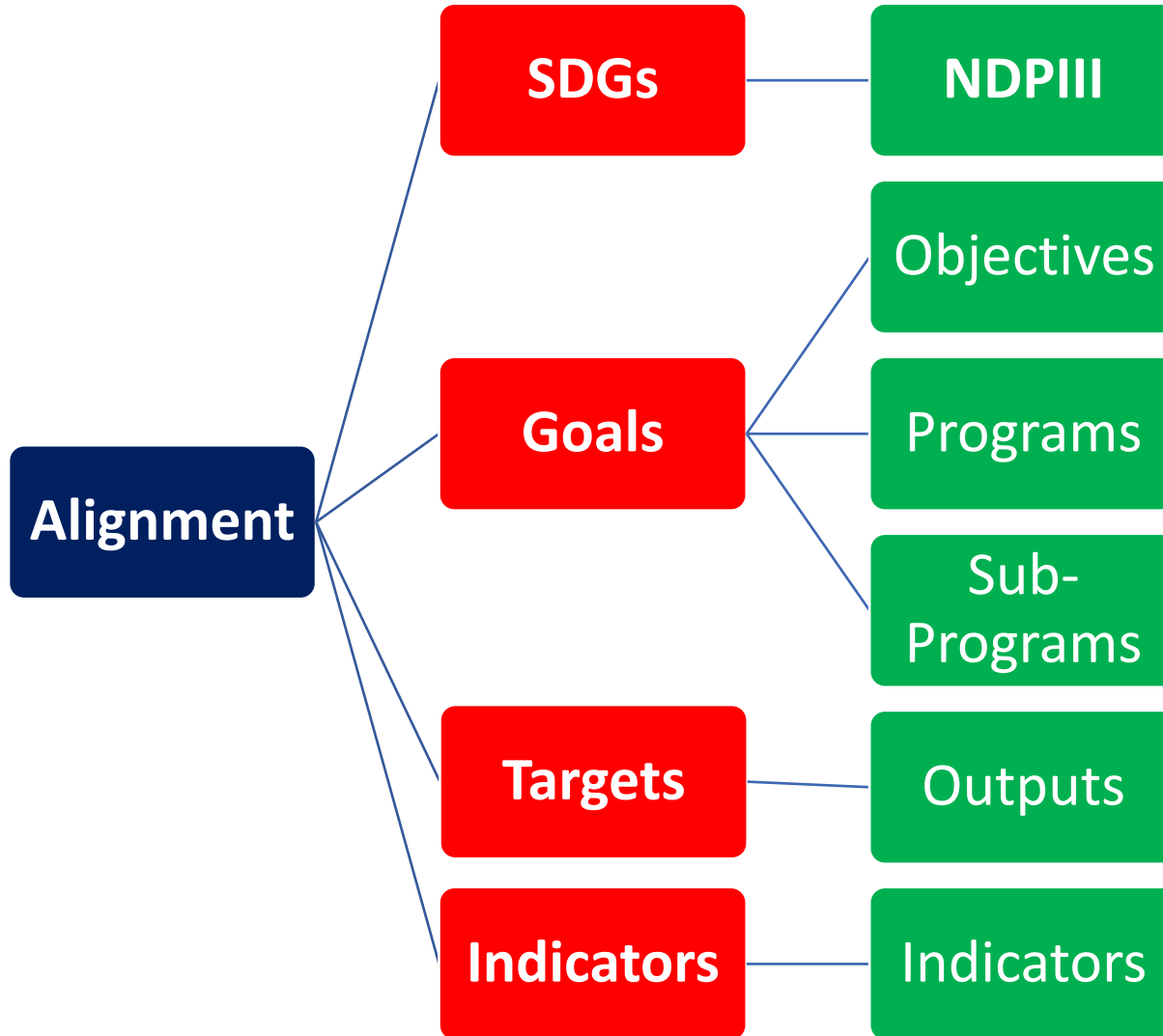
Alignment Heatmap SDGs vs Agenda 2063 On goal level.



Aligning Result Framework Structures



Aligning the structures of
NDPs and
SDGs/2063/DPOA:
Are we aligning Apples
with Oranges?



Alignment Results

No	Country	SDG Alignment	Agenda 2063 Alignment
1	A	72.51%	70.03%
2	B	69.9%	74.52%
3	C	78.38%	53.79%
4	D	76.99%	69.45%
5	E	77.24%	71.83%
6	F	78.16%	68.99%
7	G	62.68%	53.68%
8	H	54.53%	56.03%
9	I	64.52%	41.77%
10	J	83.41%	77.57%
11	K	83.9%	83.98%
12	L	56.15%	49.38%
13	M	48.88%	49.40%

Alignment scores are lower at the indicator level



Alignment Level	SDGs	Agenda 2063
COUNTRY A		
Goal	79.41%	78.75%
Target	52.96%	33.48%
Indicator	35.45%	21.30%
Overall	62.68%	53.68%
COUNTRY B		
Goal	98.50	95.00
Target	73.52	78.88
Indicator	62.91	64.11
Overall	83.90	83.98

Alignment scores are lower at the indicator level



Alignment Level	SDGs	Agenda 2063
COUNTRY C		
Goal	94.12%	81.25%
Target	58.73%	62.21%
Indicator	39.14%	53.7%
Overall	72.51%	70.03%
COUNTRY D		
Goal	97.06%	82.5%
Target	65.98%	61.21%
Indicator	49.18%	46.89%
Overall	78.16%	68.99%

IPRT enables Monitoring and Evaluation of Plans

Tracking progress of plans

The IPRT reveals gaps in the Result Framework



78.38%



SDGs Alignment

Goals = 91.18% Targets = 77.81% Indicators = 47.23%

53.79%



Agenda 2063 Alignment

Goals = 43.75% Targets = 74.43% Indicators = 47.96%

5



Indicators with Baselines

Out of 1064 indicators.

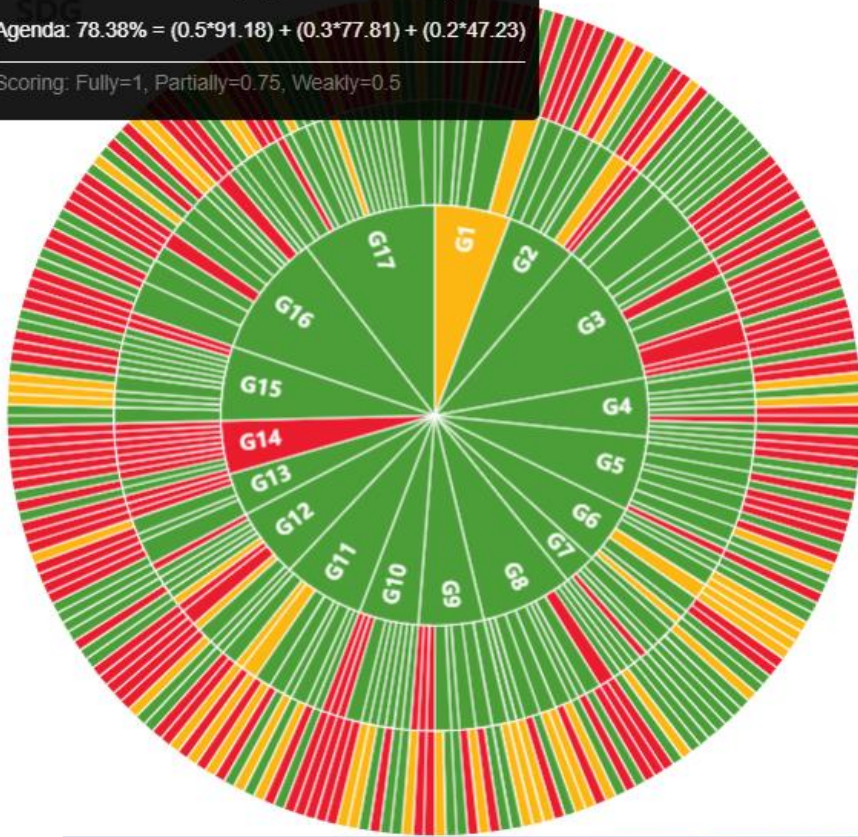
0%



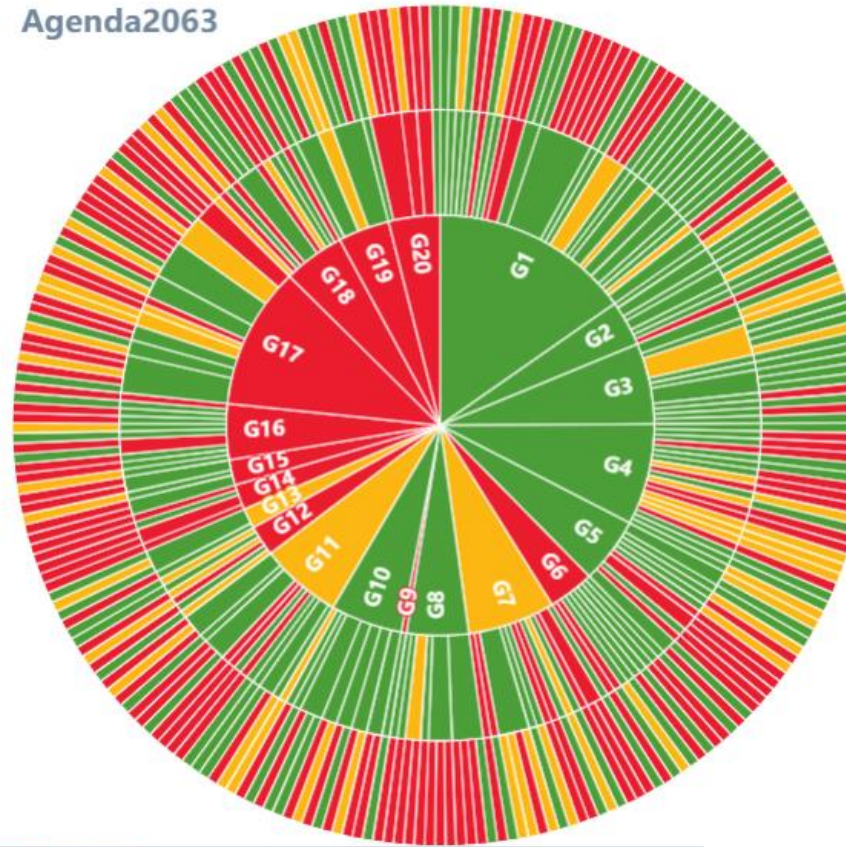
Data Reported for Current Year

Reported Data for period 2023.

Goals: 91.18% = $\text{SUM}(\text{HighScorePerGoal}) / 17$
 Targets: 77.81% = $\text{SUM}(\text{HighScorePerTarget}) / 169$
 Indicators: 47.23% = $\text{SUM}(\text{HighScorePerIndicator}) / 244$
 Agenda: 78.38% = $(0.5 \times 91.18) + (0.3 \times 77.81) + (0.2 \times 47.23)$
 Scoring: Fully=1, Partially=0.75, Weakly=0.5



Agenda2063



Alerts

- Results Framework**
 - No issues with Goals
 - 1 Targets without Indicators
- Duplicate Codes:**
 - No issues with codes
- Alignment: Incomplete...**
 - SDG: All Alignments Completed
 - Agenda 2063: All Alignments Completed
- Monitoring**
 - 1059 baselines missing.
 - 5292 period targets missing.
- Evaluation**
 - 2019: 1062 missing
 - 2018: 1062 missing
 - 2017: 1053 missing
 - 2016: 1059 missing
 - 2015: 1059 missing

The IPRT performance tracking module



Output/Target	Indicators	2014/2015	2015/2016		2016/2017		2017/2018		2018/2019		2019/2020	
		Base Value	Target	Actual	Target	Actual	Target	Actual	Target	Actual	Target	Actual
GS01.1 > TS01.1.1 - Reduce proportion of population living below poverty line	IS01.1.1.1 - Real GDP Growth Rate (%) Percent (Units)	45 2010/2011	40	41	35	37	20	19	15	14	10	9
GS01.1 > TS01.1.1 - Reduce proportion of population living below poverty line	IS01.1.1.2 - Agriculture and Allied Sectors Growth Rate (%) Percent (Units)		20	22	25	23	30	47	45	45	50	44
GS01.2 > TS01.2.1 - Double digit annual economy growth rate	IS01.2.1.1 - Industry Sector Growth Rate (%) Percent (Units)							44				
GS01.2 > TS01.2.1 - Double digit annual economy growth rate	IS01.2.1.10 - Service sector as (%) share of GDP Percent (Units)											
GS01.2 > TS01.2.1 - Double digit annual economy growth rate	IS01.2.1.2 - Service Sector Growth Rate (%) Percent (Units)											
GS01.2 > TS01.2.1 - Double digit annual economy growth rate	IS01.2.1.3 - Import of Goods and non-factor Services as (%) share of GDP Percent (Units)											
GS01.2 > TS01.2.1 - Double digit annual economy growth rate	IS01.2.1.4 - Export of Goods and non-factor Services as (%) share of GDP Percent (Units)											
GS01.2 > TS01.2.1 - Double digit annual economy growth rate	IS01.2.1.5 - Total Consumption Expenditure as (%) share of GDP Percent (Units)											
GS01.2 > TS01.2.1 - Double digit annual economy growth rate	IS01.2.1.6 - Private Consumption Expenditure as (%) share of GDP Percent (Units)											

IPRT enhances integrated planning and financial planning

Aligning national plans to financing frameworks

- Financial alignment is integral to a country's financing strategy and hence is a critical component of implementing the Integrated National Financing Framework (INFF)
- Develop a financial dashboard to stay informed about your financial mix and status – it is like having access to your online banking information

Financing the National Development Plan



Are growth and financial projections consistent with the targets of the NDP?



What are the sources of NDP financing?



How can financing be verified?

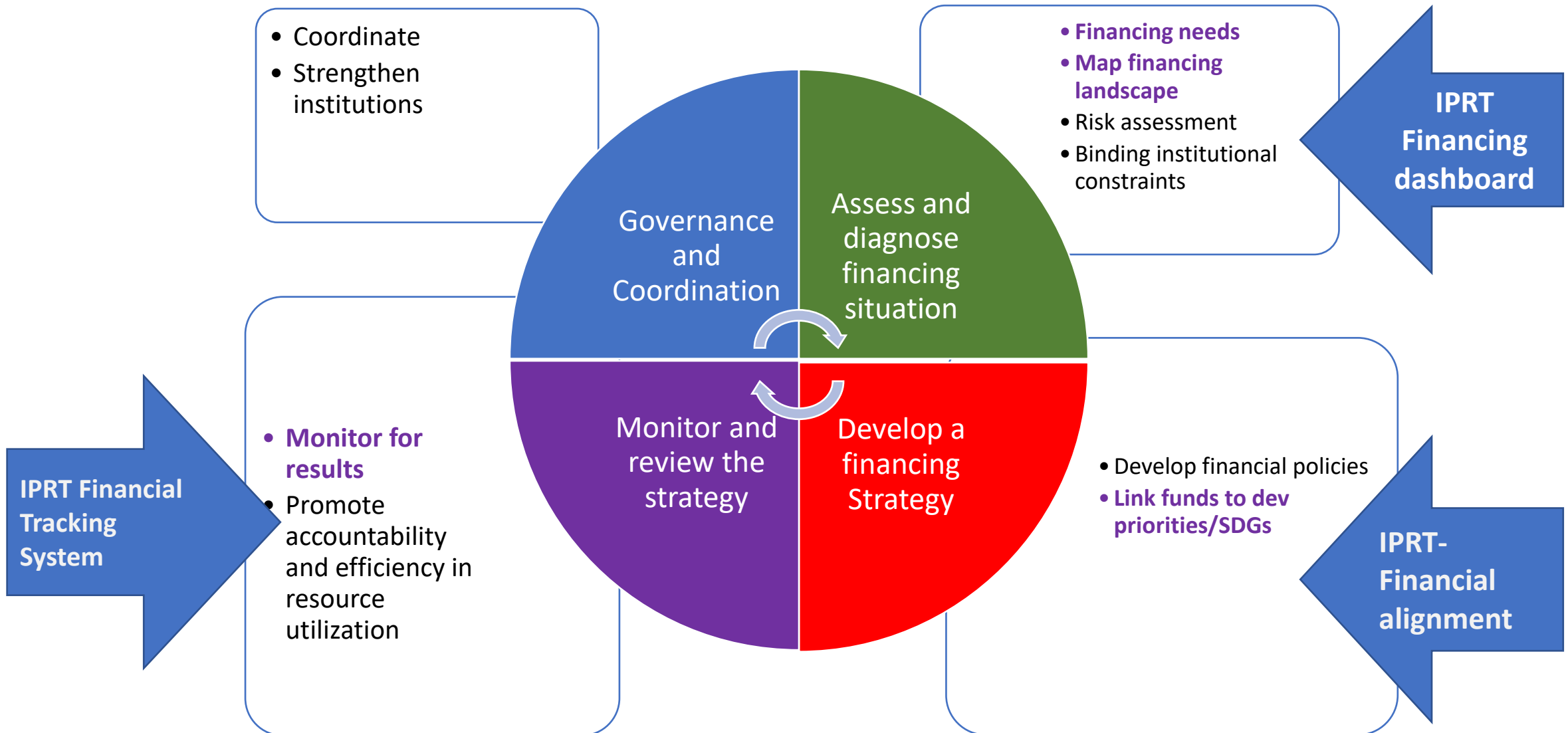


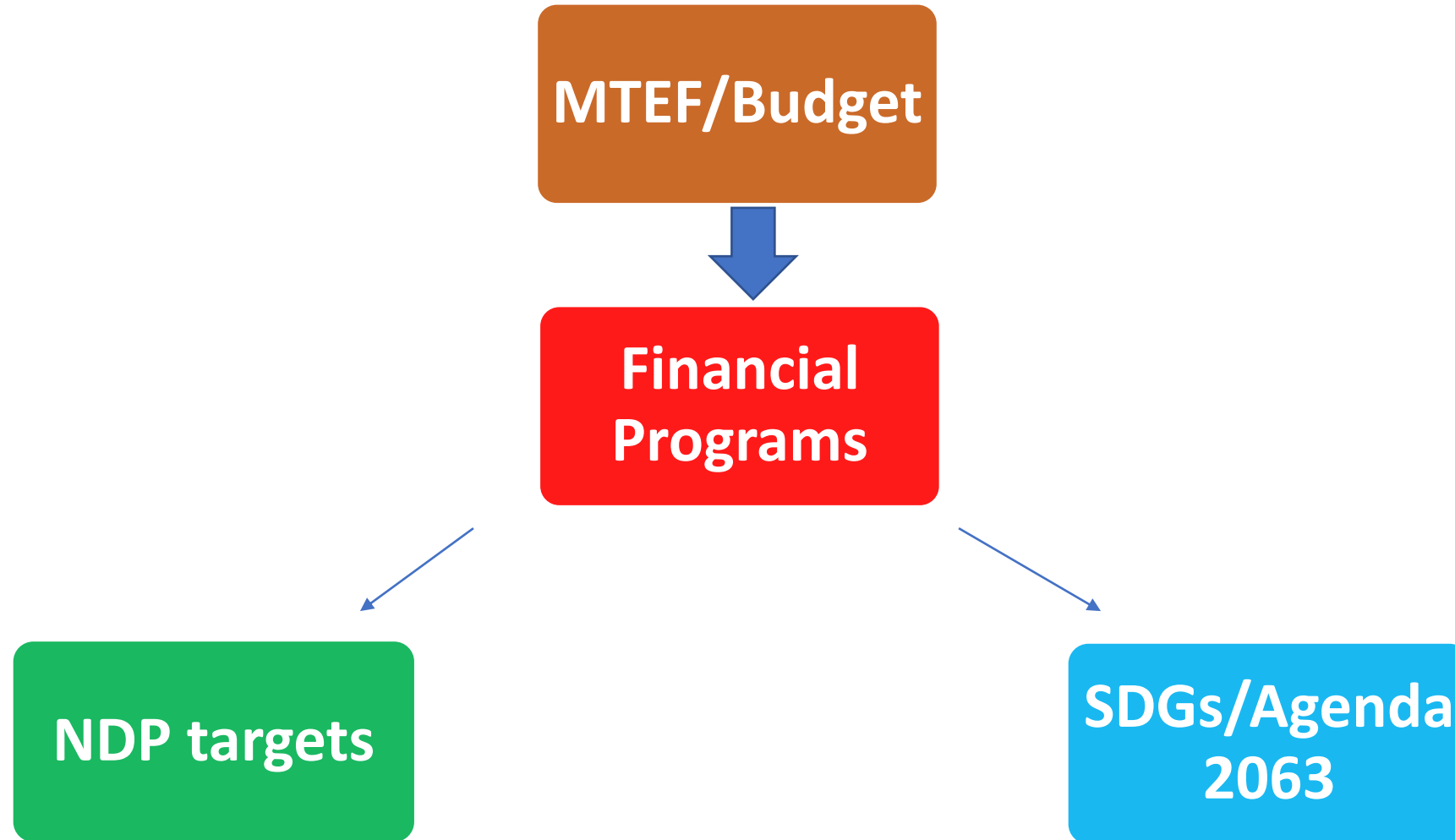
How do you track spending on NDP-related programs?



Is the country implementing an Integrated National Financing Framework (INFF) program?

IPRT and Integrated Financing Frameworks





INFF Financing Dashboard



- Gezehagn Gutema
- AGENDAS
 - Dashboard
 - Agenda 2030 (SDGs)
 - Agenda 2063
 - Alignments
- ETHIOPIA
 - Dashboard
 - National Plan
- INFF
 - Dashboard
 - Financial Framework
 - Programmes / Budgets
 - Alignments
 - Expenditure
 - Reports
- AFRICA
 - Dashboard
 - National Plans
 - All Plans

Ethiopia

Growth and Transformation...
Sep 01, 2015 - Aug 31, 2020



6 Programmes

27 Sub Programmes
Financial Framework 003 (Jan 01, 2022 - Dec 31, 2022) - Active



3,541,699,657

Local Currency - ETB
Budget



1,571,726,983

Local Currency - ETB
Expenditure



Financial Framework

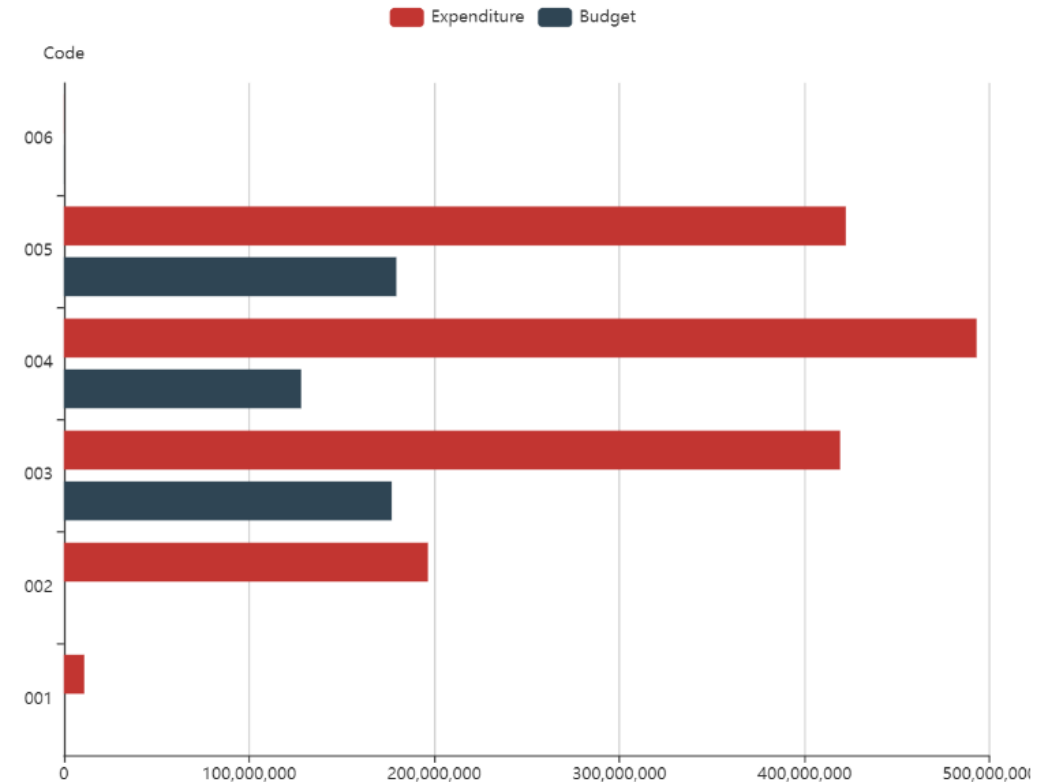
Hierarchical representation of programmes, sub-programmes



Financial Framework

Budget vs Expenditure

By Programme Fund Type Expenditure Type



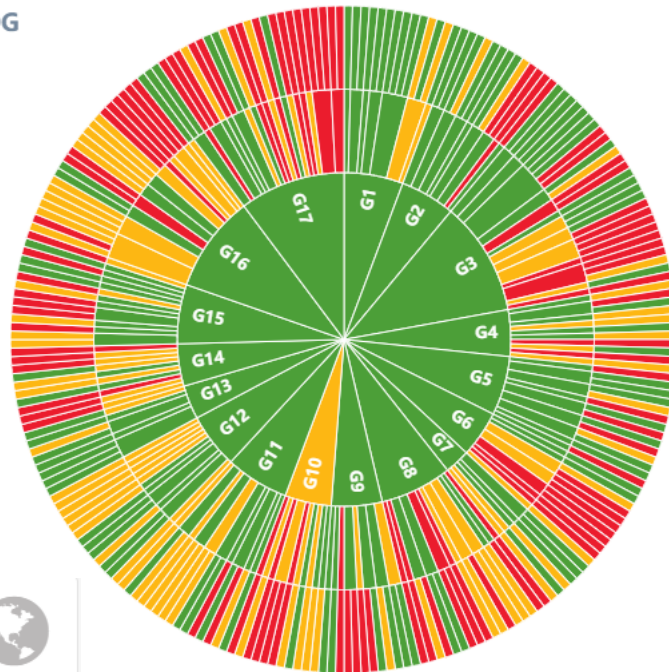
Aligning Subnational Plans to Global Agendas



- IPRT can be used to check the level of alignment of sub-national plans to the SDGs and Agenda 2063.
- This will be useful for Voluntary Local Review Purposes.

National Plan Alignment

SDG



78.25%

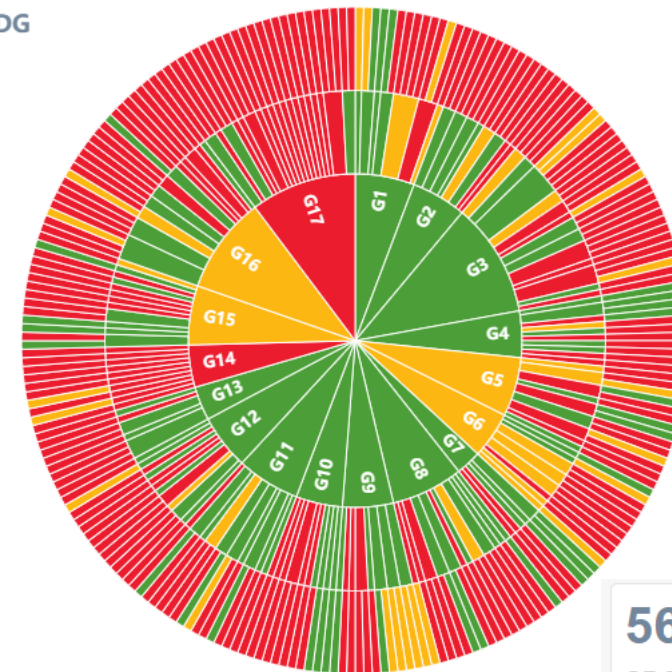
SDGs Alignment

Goals = 97.06% Targets = 66.27% Indicators = 49.18%



Sub-National (District) Plan Alignment

SDG



56.73%

SDGs Alignment

Goals = 76.47% Targets = 50.3% Indicators = 17.01%

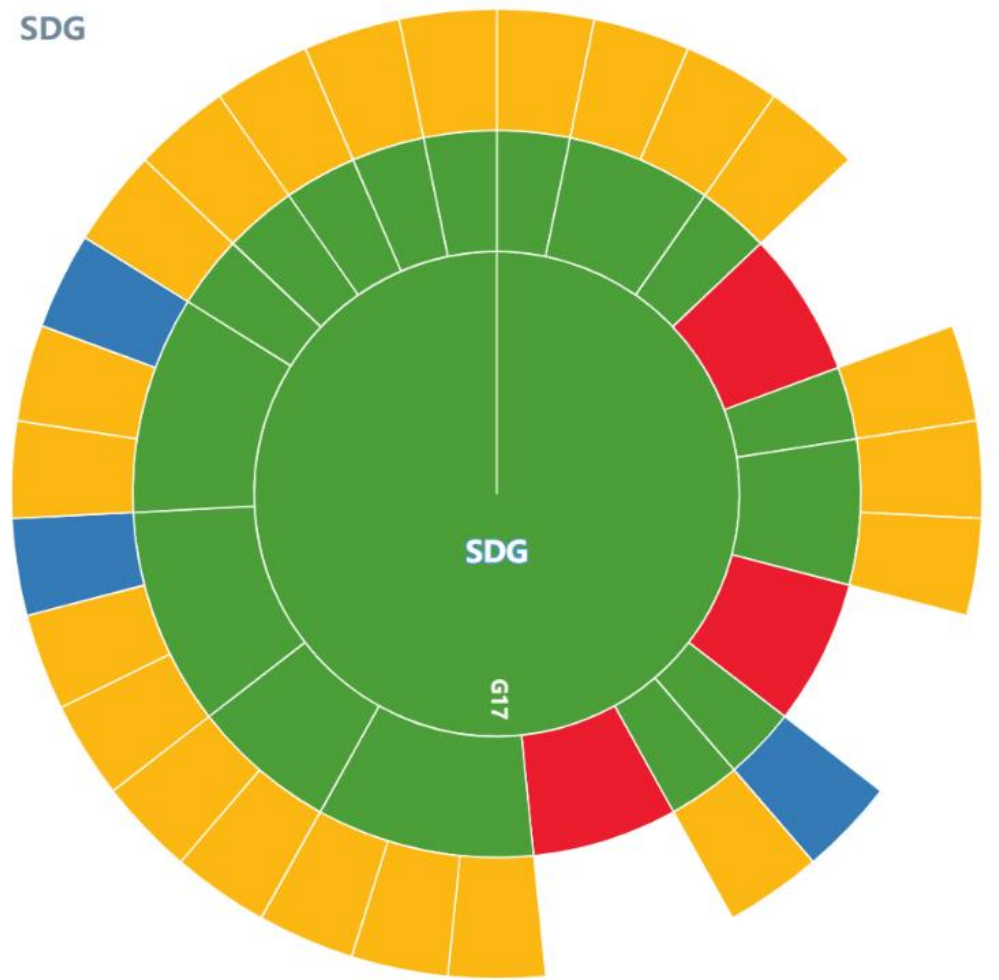


IPRT links financial programs to the SDGs and NDP



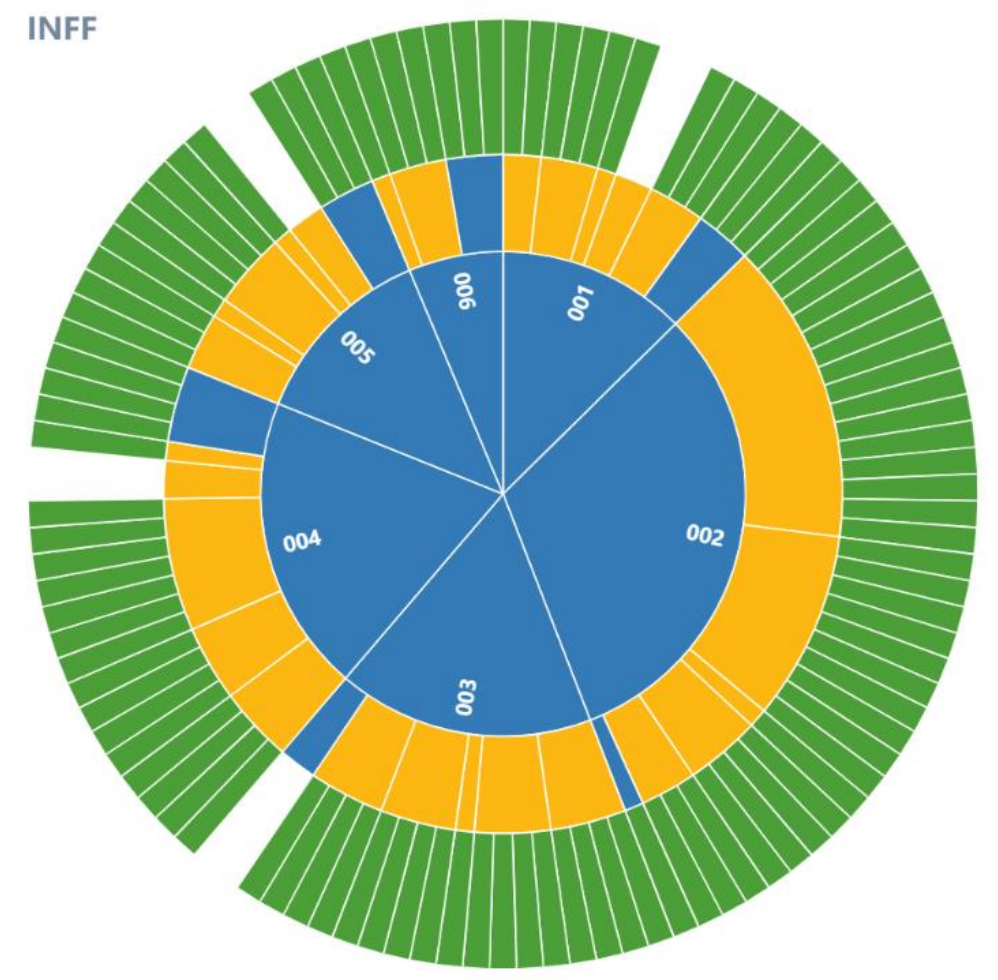
- SDGS PROGRESS**
 - ECA Dashboard
 - SDGC/A Dashboard
 - SDGC/A Matrix
- SDGS DATA ANALYSIS**
 - Continental
 - Ethiopia
 - Visualization
- ADMINISTRATION**
 - Settings
 - Reports

SDG Goal/Target with Programme/Sub-Programme



Aligned Not Aligned Programme Sub-Programme

INFF Programme/Sub-Programme with NDP Target



Programme Sub-Programme NDP Target

Recap: Features of IPRT



Over 50% of African Member States Have Engaged with IPRT

- 30 member states and the Southern African Development Community have been introduced to the IPRT with continuous requests by other states for capacity building on the tool.



Countries that have so far engaged with the IPRT with the support of ECA are Benin, Botswana, Burkina Faso, Cameroon, The Central African Republic, Comoros, Cote d'Ivoire, Democratic Republic of Congo, Egypt, Ethiopia, The Gambia, Ghana, Guinea, Kenya, Lesotho, Liberia, Malawi, Mauritania, Morocco, Namibia, Niger, Republic of Congo, Senegal, Seychelles, Sierra Leone, Sudan, Tunisia, Uganda, Zambia, and Zimbabwe.

IPRT is Enabling Agenda 2063 Alignment with NDPs

- ❑ African member states are increasingly aligning their NDPs with Agenda 2063
- ❑ On average, NDPs tend to have greater alignment to the SDGs than Agenda 2063. With the exception of Burkina Faso, Democratic Republic of Congo, Sierra Leone and Zambia, all are more aligned with the SDGs than Agenda 2063 (66% SDG average alignment versus 60% Agenda 2063 average alignment)
- ❑ Possible explanations include that certain goals and targets of Agenda 2063 are implemented at the continental level (Goal 9: Continental Financial and Monetary Institutions are established and functional), while others relate to specific countries (e.g. Small Island States)
- ❑ However, greater awareness, ownership and localization of Agenda 2063 can improve these results

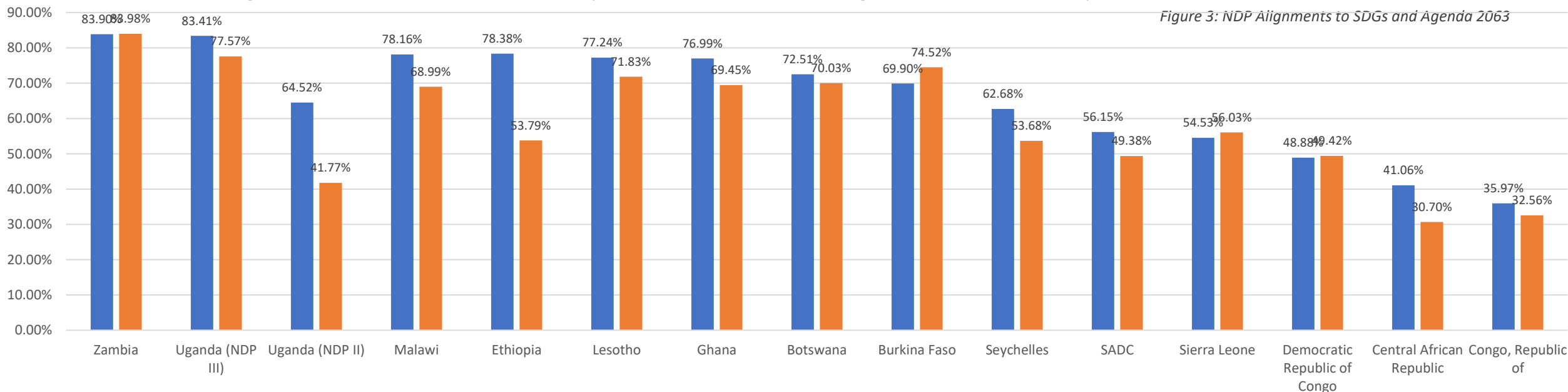


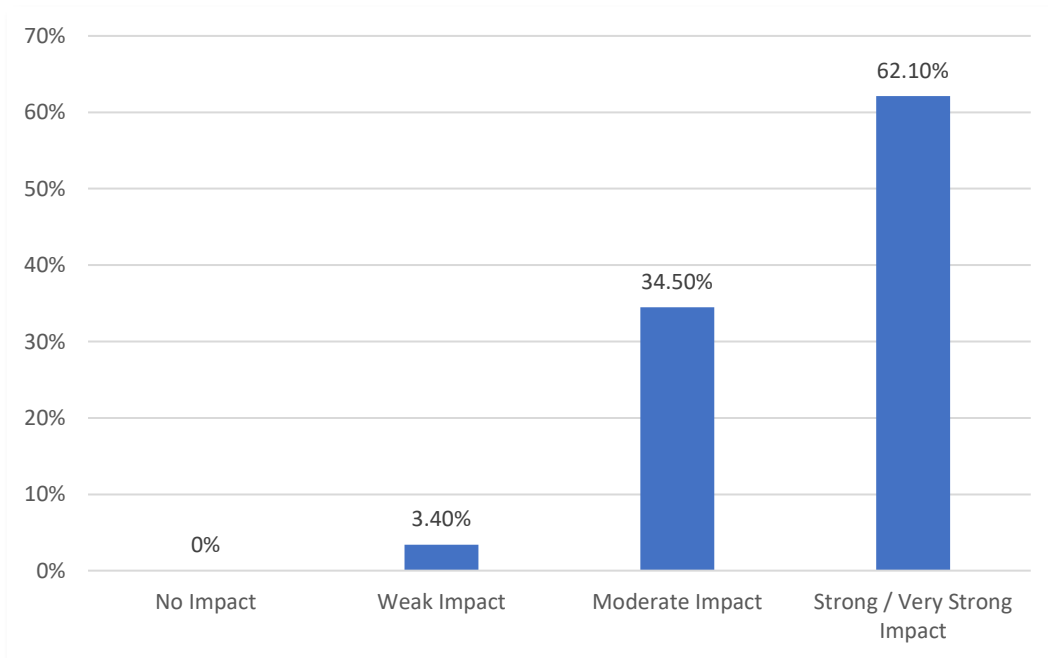
Figure 3: NDP Alignments to SDGs and Agenda 2063

12 states and 1 Regional Economic Commission represent those who have digitized and completed alignment exercises using the web-based version of the IPRT

IPRT is Increasing Agenda 2063 Awareness and Integration into NDPs

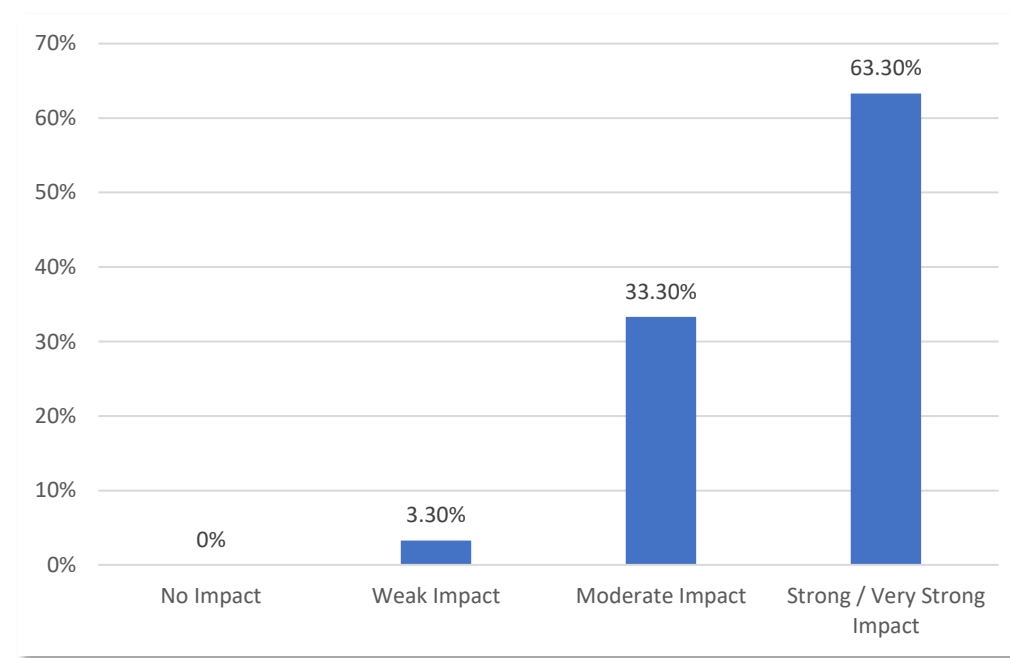
- Most respondents (62.1%) stated that IPRT has a strong / very strong impact on their understanding and awareness of Agenda 2063.

Figure 1: Impact of IPRT on Understanding and Awareness of Agenda 2063



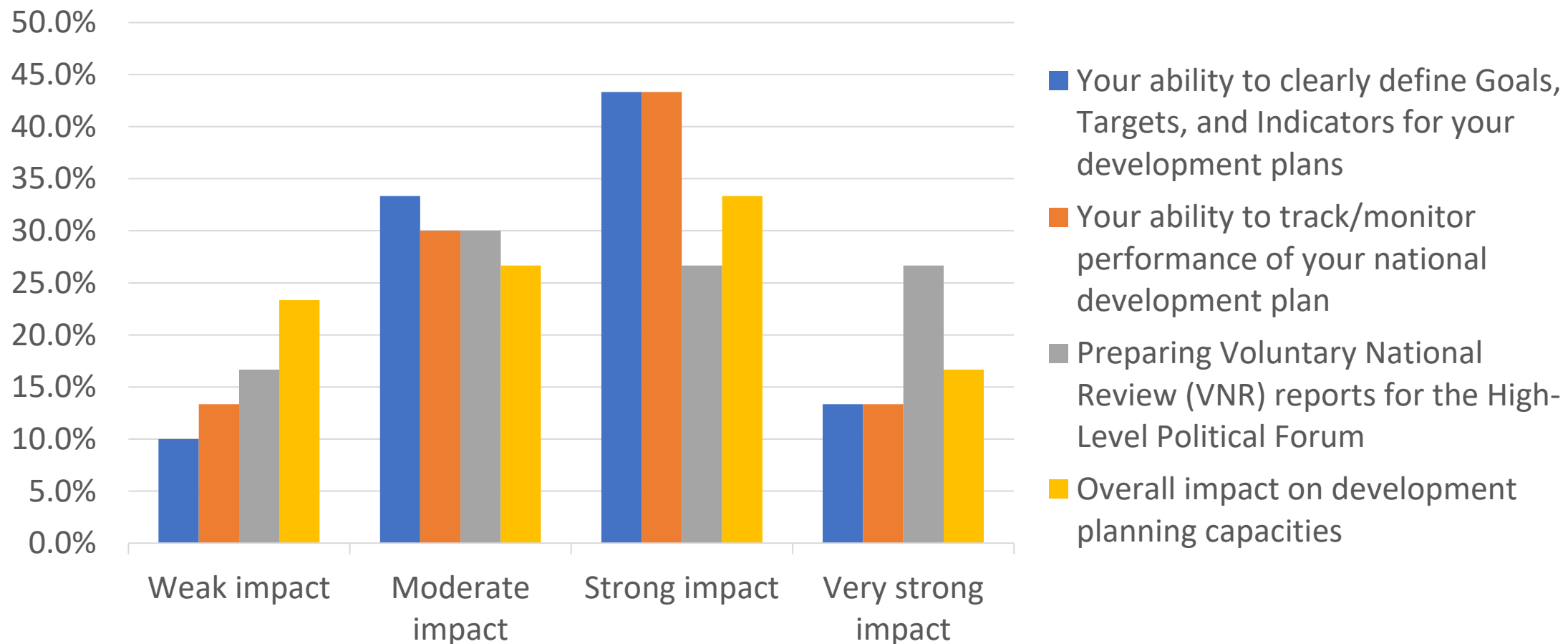
- Most respondents (63.3%) stated that IPRT has a strong / very strong impact on their ability to integrate Agenda 2063 in their national development plans.

Figure 2: Impact of IPRT on Integrating Agenda 2063 into NDPs



Data based on survey carried out in 13 member states, with responses from 9 states (Benin, Botswana, Cameroon, Comoros, Cote d'Ivoire, Ghana, Malawi, Seychelles and Zambia) from Feb – March 2023

56% of surveyed experts believe IPRT has “a strong” or “very strong” impact on performance tracking



- The toolkit is flexible and has multiple advantages
- Provides evidence on the degree of alignment
- Allows integration of multiple development agendas into NDPs at goal, target and indicator levels
- Tracks progress towards achievement of SDGs, Agenda 2063 and DPoA
- Generates harmonized reports on the extent of alignment as well as reporting on both agendas
- Requires a SMART results framework with identifiable Goals, Targets and indicators

How to access the IPRT



United Nations
Economic Commission for Africa

English | Français



Welcome to the Integrated Planning and Reporting Toolkit (IPRT)

The IPRT is a web application sponsored by the United Nations Economic Commission for Africa (ECA) and developed in response to the needs of African countries to simultaneously adopt and integrate both the 2030 Agenda for Sustainable Development and Agenda 2063 into their national development and enable them to report their progress in a harmonized way.

Explore

Login



URL: <https://iprt.uneca.org>



United Nations
Economic Commission for Africa

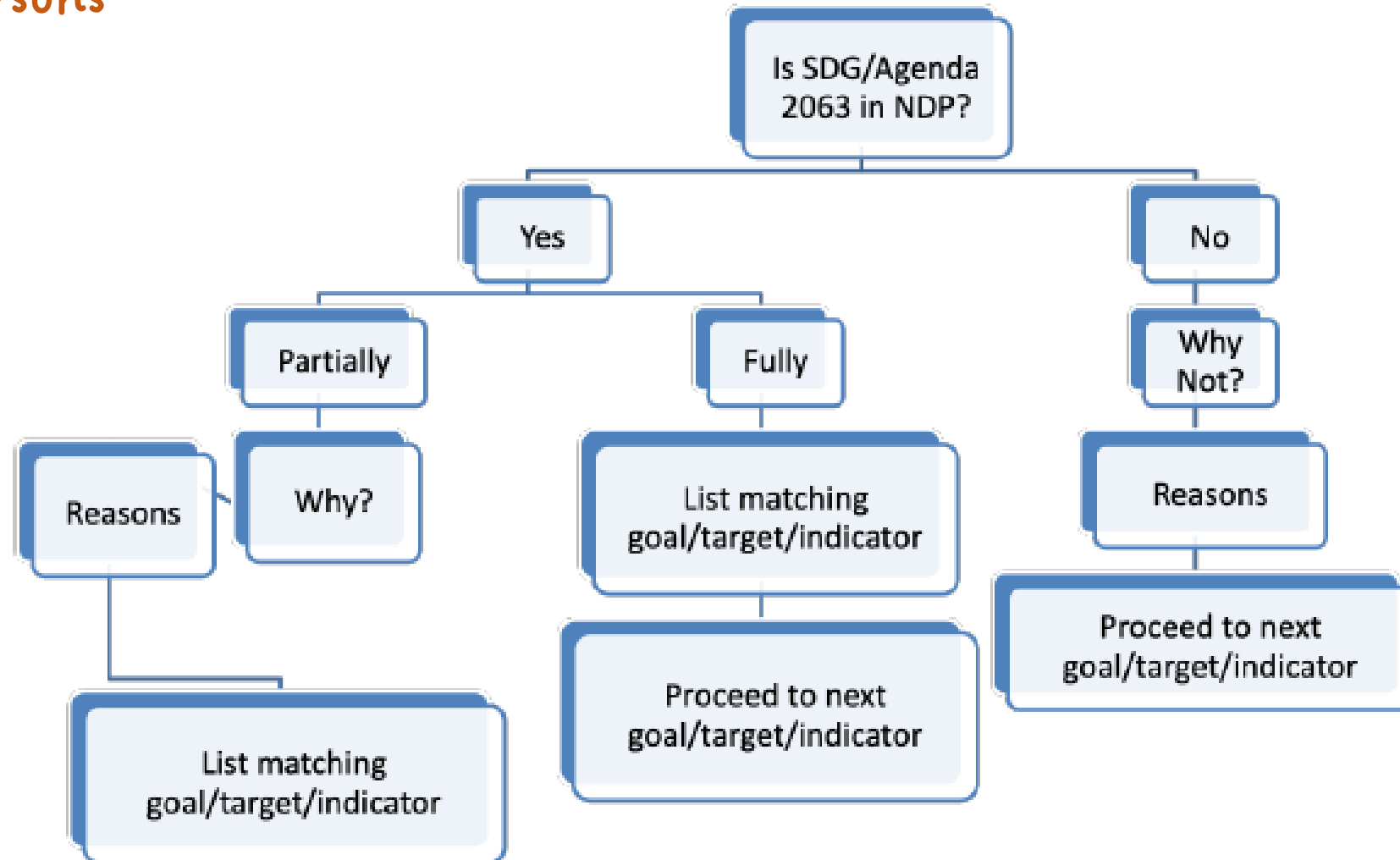
THANK YOU



Alignment in the IPRT



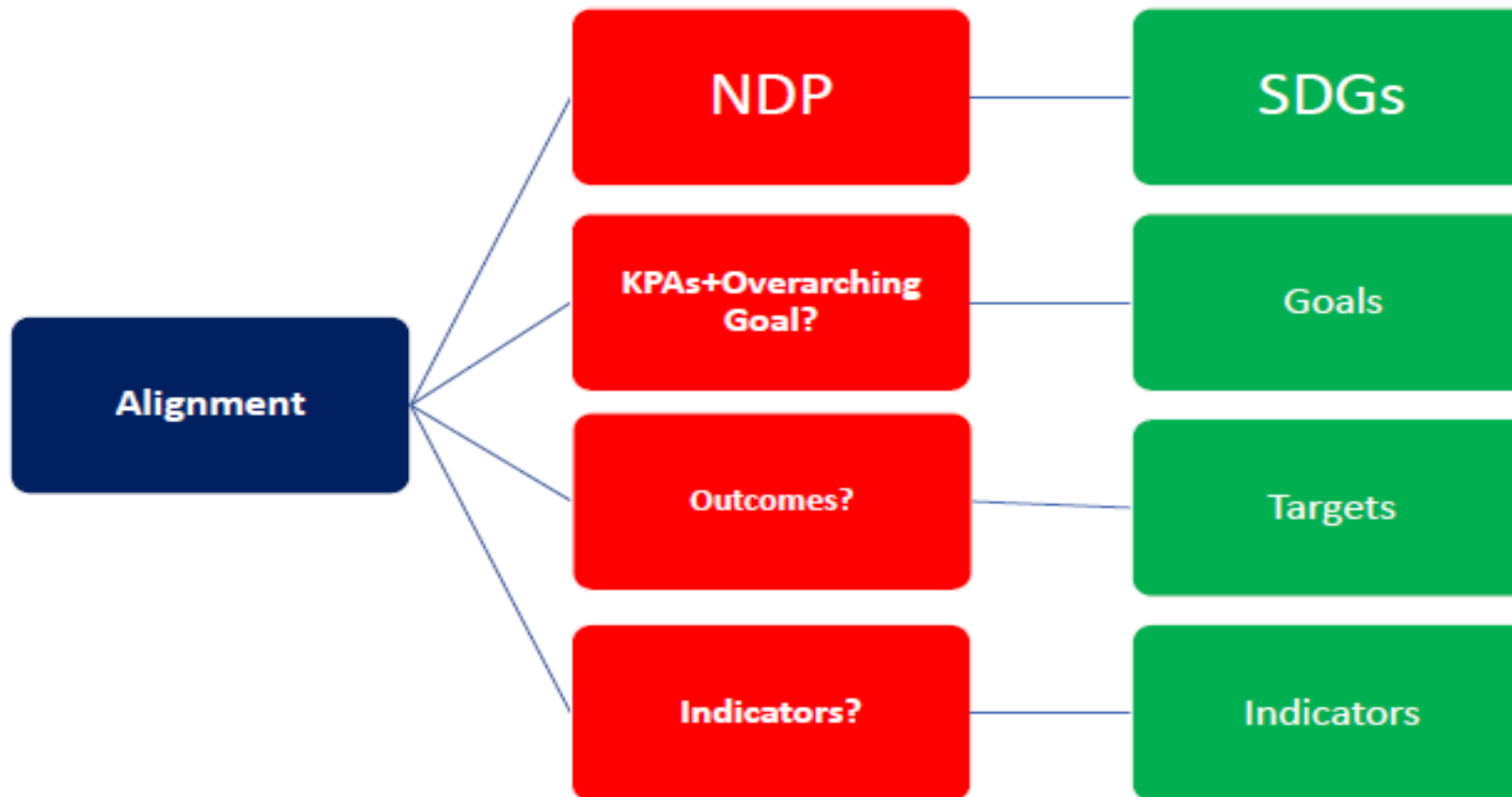
Alignment is carried out through a series of questions to NDP focal persons



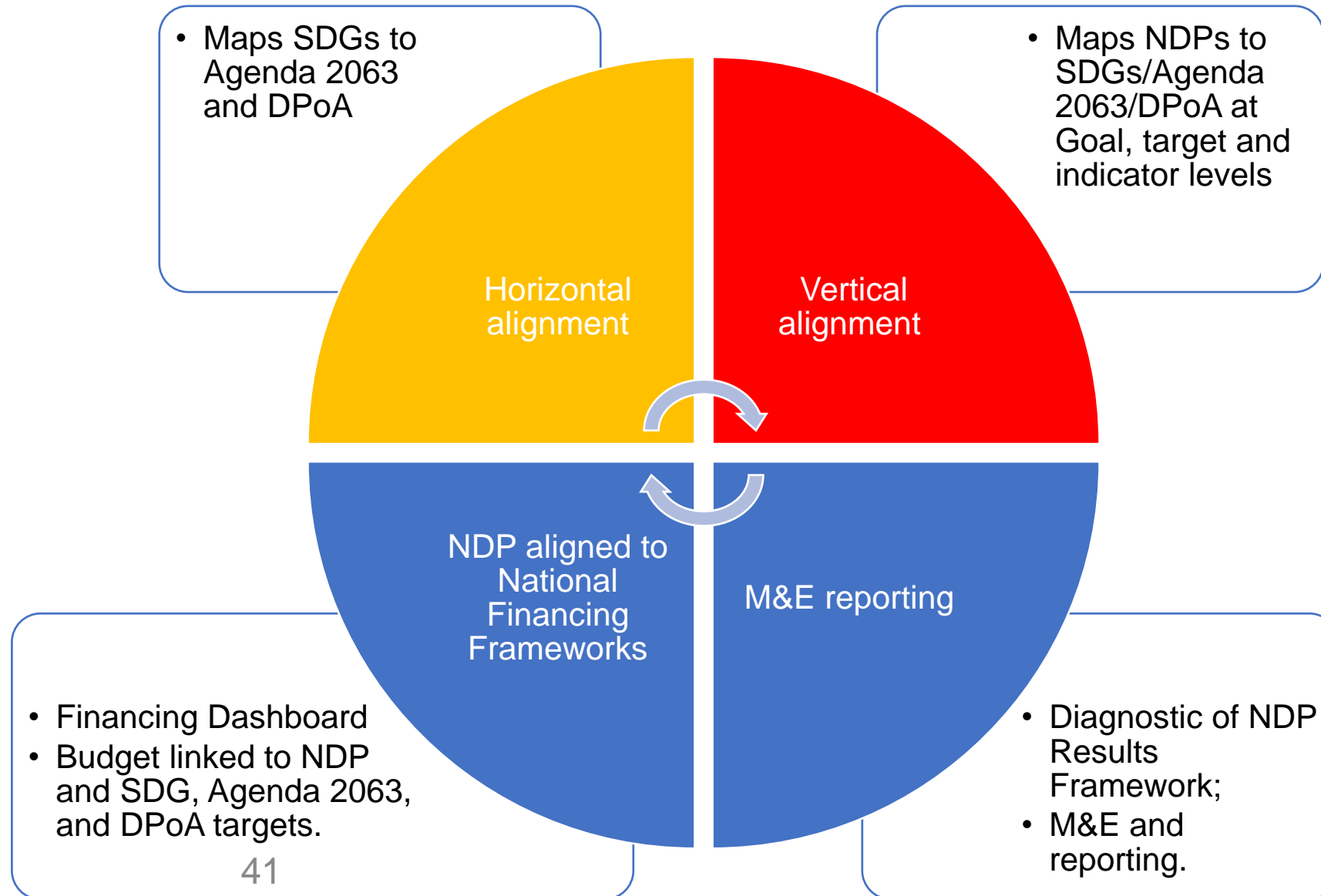
What IPRT does not do

- IPRT relies on your expertise in determining what constitutes a Goal, Target or Indicator in your results framework
- IPRT does not replace human judgment in undertaking the alignment of NDPs with Agenda 2030, Agenda 2063 and DPoA
- IPRT currently facilitates alignment of the SDGs, Agenda 2063 and DPoA, and not all global commitments

The Results Framework of the NDP and Agendas must be comparable



IPRT features/capabilities



Horizontal Alignment: SDGs vs. A2063/DPoA

SDGs vs. Agenda 2063

Total: 80.65%

Goals = 80% Targets = 84.2% Indicators = 73.93%

SDGs vs. DPoA

Total: 84.37%

Goals = 91.67% Targets = 67.34% Indicators = 0%

Horizontal Alignment: Agenda 2063 vs. SDGs/DPoA

Agenda 2063 vs. SDGs

Total: 84.26%

Goals = 97.06% Targets = 65.38% Indicators = 64.14%

Agenda 2063 vs. DPoA

Total: 69.46%

Goals = 83.33% Targets = 37.1% Indicators = 0%

- Introduction
- The imperative of development planning in Africa
- Lessons in SDG/A2063 Alignment
- Lessons in Financial Alignment
- Lessons in Monitoring and Evaluation
- Countries' Experience
- Summary
- Concluding remarks

Comparing Existing Tools



Attributes	IPRT	Rapid Integrated Assessment (RIA)	Mainstreaming, Acceleration, and Policy Support (MAPS)
Automated?	Yes	No	No
Performance tracking?	Yes	No	No
Integrates A2030?	Yes	Yes	Yes
Integrates A2063?	Yes	No	No
Intelligent Dashboards/Data Visualization?	Yes	No	No
Generates reports?	Yes	No	No