



## GOAL AREA 4

Every child lives in a safe  
and clean environment

Global Annual  
Results Report 2019

unicef   
for every child

## PARTNER TESTIMONIALS

---

*"The Government of the Netherlands supports access to water, sanitation and hygiene (WASH) as a human right and as the starting point for a healthy and dignified life, leaving no one behind and respecting the principles of non-discrimination and equality. Access to WASH is a basic condition to enable every person on our planet to live up to his or her full potential and to prosper. In 2015 the Netherlands pledged to provide 30 million people with access to safe drinking water and 50 million people with access to safe sanitation by 2030, supporting SDG 6. Sustainable service provision is a precondition to make our pledge come true and to last. For many years UNICEF has proven to be a critical, trusted and dedicated partner in contributing to Dutch ambitions, both in reaching millions of people and in policy development, such as in the field of sustainability. UNICEF has been essential in the design and implementation of a sustainability framework consisting of sustainability compacts with receiving governments, sustainability checks and management responses, that has now been rolled out in more than 30 countries. Moreover, UNICEF is a thought leader in system analysis and system strengthening which is needed to reach sustainability. We are looking forward to continue our partnership with UNICEF in the coming years to make sure that WASH facilities are made available for all, and remain available, for now and in the future."*

- Karin Roelofs, Head of Water Section, Directorate-General for International Cooperation, The Netherlands

*"Sanitation is one of the most complex areas of development. Through the Unilever Sustainable Living Plan, we have committed to helping 25 million people gain improved access to a toilet by 2020. Our partnership with UNICEF is central to achieving this and to date we have helped over 16 million people. The partnership goes beyond simply building toilets as we work with families, communities and schools to help them understand the importance of and gain access to clean, safe toilets."*

- Charlie Beevor, Global Brand Vice President, Unilever

See Annex 1 for more partner testimonials.

Cover image: © UNICEF/UN0339415/Frank Dejongh  
Hasenat, a seven-year-old girl washing her hands at the playground of the Sayef High School in Faizabad, Afghanistan, says: "I want to become a doctor to treat the children"

Expression of thanks: © UNICEF/UN0347939/Kruglinski  
A child washes his hands in an Early Childhood Development Centre in West Papua Province, Indonesia, using a hand-washing facility built with the support of UNICEF



## Expression of thanks

UNICEF programmes to help ensure that every child lives in a safe and secure environment are funded entirely through the voluntary support of millions of people around the world and our partners in government, civil society and the private sector. Voluntary contributions enable UNICEF to deliver on its mandate to protect children's rights, to help meet their basic needs, and to expand their opportunities to reach their full potential. We take this opportunity to thank all our partners for their commitment and trust in UNICEF.

UNICEF would like to express particular thanks to partners that provided thematic funding, which offers greater flexibility, enables UNICEF to continuously improve the quality of interventions, allows for longer-term planning and makes programmes more sustainable. It reflects the trust that resource partners have in our capacity and ability to deliver quality support under all circumstances, and has made possible the results described in this report.

The largest thematic funding partner for 2019 for Goal Area 4 was the Government of Sweden. Other thematic funding partners included the governments of Finland, Luxembourg and Norway, and UNICEF National Committees from France, Germany, Switzerland, Sweden, the United Kingdom of Great Britain and Northern Ireland, and the United States of America.

UNICEF would also like to thank the governments of the Netherlands and the United Kingdom for their ongoing financial and technical support through the multi-country Accelerating Sanitation, Hygiene and Water for All (ASWA) programme, and in other areas of cooperation.

UNICEF further thanks the governments of Finland, Germany, the Republic of Korea, Sweden, and the United States of America, as well as the European Union, for their generous donations in 2019. We would also like to thank our foundation and private sector partners, including the LIXIL company, which is working with UNICEF in a shared-value partnership on sanitation. See Annex 1 for additional information on funding partners for Goal Area 4.

Finally, UNICEF takes this opportunity to thank all our partners for their commitment and trust in us, and in our work for children around the world.

Seventy-three years after UNICEF was established and 30 years since the adoption of the Convention on the Rights of the Child, the organization's mission to promote the full attainment of the rights of all children is as urgent as ever.

The UNICEF Strategic Plan, 2018–2021 is anchored in the Convention on the Rights of the Child, and charts a course towards attainment of the Sustainable Development Goals and the realization of a future in which every child has a fair chance in life. It sets out measurable results for children, especially the most disadvantaged, including in humanitarian situations, and defines the change strategies and enablers that support their achievement.

Working together with governments, United Nations partners, the private sector, civil society and with the full participation of children, UNICEF remains steadfast in its commitment to realize the rights of all children, everywhere, and to achieve the vision of the 2030 Agenda for Sustainable Development, a world in which no child is left behind.

The following report summarizes how UNICEF and its partners contributed to Goal Area 4 in 2019 and reviews the impact of these accomplishments on children and the communities where they live. This is one of eight reports on the results of efforts during the past year, encompassing gender equality and humanitarian action as well as each of the five Strategic Plan goal areas – 'Every child survives and thrives', 'Every child learns', 'Every child is protected from violence and exploitation', 'Every child lives in a safe and clean environment' and 'Every child has an equitable chance in life' – and a supplementary report on Communication for Development (C4D, also referred to as social and behaviour change communication, SBCC). It supplements the 2019 Executive Director Annual Report (EDAR/MTR), UNICEF's official accountability document for the past year.

# Contents

## Executive summary ..... 2

Water, sanitation and hygiene .....	5
Resilience and risk reduction, urban programming and environmental sustainability .....	7

## Strategic context..... 8

Water, sanitation and hygiene .....	9
Disaster risk reduction, resilience strengthening and peacebuilding .....	11
Urban programming and local governance.....	12
Climate, energy and the environment.....	12

## Results: Water, sanitation and hygiene..... 14

Climate-resilient WASH .....	15
Safe water supply.....	21
Sanitation and hygiene .....	29
WASH in institutions .....	38
Emergency WASH.....	43
Enabling environment .....	51
Cross-cutting areas.....	60

## Results: Disaster risk reduction, resilience strengthening and peacebuilding ..... 68

Risk analysis and risk-informed programming.....	69
Linking humanitarian and development programming.....	70
Peacebuilding and sustaining peace .....	72
Capacity-building .....	74
Evidence and guidance .....	75
Partnerships .....	75

## Results: Urban programming and local governance..... 76

Urban programming .....	77
Local governance .....	80

## Results: Climate, energy and environment ..... 84

Advocacy and evidence generation.....	85
---------------------------------------	----

Engagement and empowerment of children and young people on climate, energy and the environment.....	86
---	----

Protecting children from the impacts of climate change and environmental pollution.....	88
---	----

Reducing emissions and pollution.....	88
---------------------------------------	----

## High-level priorities to achieve the Strategic Plan, 2019–2021..... 90

Output 1 and 2: Water, sanitation and hygiene .....	91
Output 3: Disaster risk reduction, resilience strengthening and peacebuilding .....	94
Output 4: Urban programming and local governance.....	95
Output 5: Climate, energy and the environment.....	96

## Abbreviations and acronyms..... 97

## Annex 1: Financial report ..... 98

Part I: Overall revenue and expenses for Goal Area 4.....	98
Part II: WASH financial report.....	103
Part III: Safe and Clean Environment Financial report.....	112

## Annex 2: List of UNICEF WASH partners, 2019..... 118

## Endnotes..... 126







© UNICEF/UN067453/Souleiman

# Executive summary

Horriya, 12 years old, carries a jerrycan of water in a makeshift camp north of Raqqa in the Syrian Arab Republic

The COVID-19 pandemic was in its early stages at the end of 2019, the period covered by this Annual Results Report. It is now clear that the global crisis triggered by the pandemic is unprecedented and that the impact on children will be severe, especially for the most disadvantaged. Not only are children suffering the direct health effects of the virus, they are the most vulnerable to the socioeconomic impacts of the crisis, and to the disruptions of the basic services on which they rely. The UNICEF mandate to protect the rights of children, coupled with its capacity to act quickly in key areas such as health and water, sanitation and hygiene (WASH), and its presence throughout the world, means that the organization is already at the centre of the global response to the crisis.

All children have the right to a safe and clean environment in their homes, communities, schools and health-care facilities. In 2019, this right was increasingly placed under threat by extreme weather events, droughts, dwindling freshwater resources and other effects of climate change and environmental degradation, and by the growing number of emergencies and protracted crises around the world. It also became increasingly clear in 2019 that even in situations of stability, where substantial progress is being made on the Sustainable Development Goals (SDGs), poor and otherwise marginalized children and their families are being left behind. The UNICEF climate change response for children links climate change adaptation efforts with disaster risk reduction, and promotes the engagement of children and young people in environmental and climate action.

UNICEF works to safeguard the right of all children to a safe and clean environment both in times of stability and in crisis. Under Goal Area 4 of the UNICEF Strategic Plan, 2018–2021, programming is grouped under five output areas: water supply, sanitation, disaster risk reduction, children in urban settings and environmental sustainability (see Figure 1). Programming under this goal area contributes to environmental, resiliency and gender components of the 2030 Agenda for Sustainable Development, in SDG 6 on water and sanitation for all, SDG 11 on sustainable cities and communities, SDG 13 on climate action and SDG 5 on gender equality.



A child washing her hands in a primary school in the town of Ampasy Nampoina, Anosy in the drought-affected region of southern Madagascar where UNICEF provides extensive WASH support

FIGURE 1: Overview of Goal Area 4

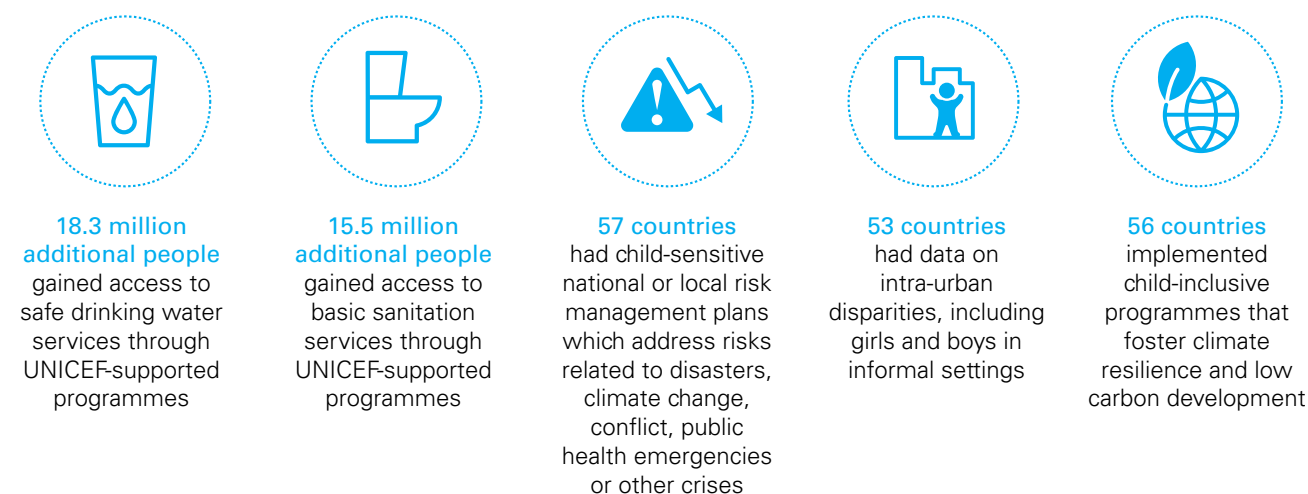


Significant progress was made in each of the Goal Area 4 output areas in 2019. Millions of children and their families in vulnerable communities gained access to water and sanitation, an increasing number of countries had child

rights-sensitive risk management plans, more countries had data on intra-urban disparities, and a total of 56 countries are now implementing child-inclusive climate resilience programmes (see Figure 2).



FIGURE 2: Goal Area 4 progress, 2019 highlights



UNICEF expenses under Goal Area 4 in 2019 were US\$1.1 billion,<sup>1</sup> slightly higher than in 2018. Most of these funds (89 per cent) were used for WASH programming, with the

remainder allocated to the disaster risk reduction, urban programming and environmental sustainability results areas.

## Water, sanitation and hygiene

Significant progress was made in 2019 against Strategic Plan targets in the area of WASH. UNICEF direct support helped 18.3 million additional people enjoy their right to safe drinking-water and 15.5 million to basic sanitation services. The rate of progress needed for reaching the target of 60 million people with water and sanitation over the 4-year Strategic Plan period was exceeded for water, but not for sanitation. However, the pace is accelerating for sanitation, and UNICEF expects to meet the target by 2021. UNICEF direct support reached millions more children and their families through emergency response and through programming to increase access to WASH in schools and health-care facilities.

UNICEF also works with partners to strengthen national sectoral systems, leveraging its relatively modest financial resources to help governments scale up national programmes in order to meet the ambitious SDG WASH targets by 2030, as well as international human rights obligations. This indirect support is resulting in substantial gains.<sup>2</sup> For example, the organization's long-term strategic partnership with the Government of India in the areas of policy engagement, technical support and capacity-building has contributed to successful national efforts to reduce open defecation. This pattern is similar across all facets of the WASH programme, with UNICEF support contributing to strengthening the capacity of duty-bearers

so that national programmes continue to improve and scale up. The 25-country Accelerating Sanitation, Hygiene and Water for All (ASWA) initiative continued to demonstrate model approaches for the programme as a whole, while contributing directly to Strategic Plan results.

Substantial progress was made in 2019 towards fulfilling the UNICEF commitment to ensure that all directly supported WASH systems and services are climate-resilient by the end of the Strategic Plan period. A new guidance package was developed for country offices to mainstream climate resilience into WASH programmes, and training and technical support for regional offices strengthened staff and partner capacity. In 2019, UNICEF also constructed or rehabilitated 1,286 solar water systems in a total of 40 countries, and worked with partners to address increasing water scarcity on a number of fronts. UNICEF commissioned independent sustainability checks in 27 countries in 2019, and the results are being used to improve UNICEF and government programmes.

The UNICEF Game Plan to End Open Defecation continued to guide support to governments in 26 high-burden countries. This support includes the extensive use of Communication for Development (C4D) tools, also referred to as social and behaviour change communication (SBCC), to promote lasting behavioural change. In Nigeria, the

country with the world's second-largest open defecation population, UNICEF helped 4,781 communities gain certified open defecation free (ODF) status and contributed to a reinvigorated high-profile national sanitation campaign. Across all programme countries, UNICEF direct support helped a total of 22,267 communities to gain ODF status.

Support to sanitation entrepreneurs is helping to build national markets and enabling households to move up the sanitation service ladder. In Bangladesh, 165,000 households purchased improved toilets through local entrepreneurs, while in Ghana, a partnership with the National Board for Small Scale Industries is rapidly building private-sector capacity. Under a UNICEF shared value partnership with the LIXIL company, work began in Ethiopia, Kenya and the United Republic of Tanzania to help 2.6 million people move from open defecation to basic sanitation over the next four years.

The number of countries where UNICEF supports community-based hand-washing promotion increased, from 71 in 2018 to 90 in 2019. UNICEF also supported promotion campaigns through a variety of media, including through Global Handwashing Day initiatives, which reached an estimated 590 million people worldwide.

In December 2019, UNICEF initiated COVID-19 support in China, mainly through the procurement of critical medical supplies and engagement with health authorities, including on hygiene and WASH in health-care facilities. At the time of writing this report, UNICEF had launched a large-scale response programme, with WASH-related responses focusing on guidance and supplies for hand washing with soap, other risk communication messages, and support for WASH systems and services in health-care facilities.

Direct UNICEF support provided 5,032 schools with separate sanitation facilities for girls and boys in 2019, about the same as in 2018, but below Strategic Plan targets. This shortfall is mainly due to resource constraints, and in some cases, to a shift in UNICEF programming modalities from direct support in schools to systems support for upscaling results through domestic resources. Targets for WASH in health-care facilities were exceeded, with 3,341 facilities in 52 countries receiving new water, sanitation and hygiene services. Publication of the new global SDG baseline data on WASH in health-care facilities by the World Health Organization (WHO)–UNICEF Joint Monitoring Programme for Water, Sanitation and Hygiene (JMP) highlighted the challenges ahead, and has become an important new tool in support of the Secretary-General's call for action in this area.

UNICEF support for menstrual health and hygiene (MHH) continued to expand in 2019, including direct support to 20,495 schools in 49 countries with MHH services, exceeding targets. Capacity-building was prioritized with the launch of a new guidance package and a series of six webinars that reached staff and partners across all regions. UNICEF also prioritized the promotion of innovation, including the development and launch of the *Oky* period tracker app designed by and for girls.

The *Water Under Fire* report, launched in early 2019, calls on stakeholders to improve and adequately fund humanitarian response, while making the long-term investments in resilient WASH systems needed to help prevent large-scale collapse of WASH systems in crisis situations. Elements of the report have since been used in a variety of sector events, and elements of it incorporated into a new United Nations General Assembly resolution on the human rights to safe drinking-water and sanitation.

A total of 39.1 million people gained or regained access to water supplies and 9.3 million people to sanitation services through the UNICEF emergency response programme in 2019. In addition, 2.8 million children had access to WASH services and programmes in their schools and learning spaces and 1 million girls and women were provided with menstrual hygiene management services in emergency and crisis situations.

Aside from the responses in the Syrian Arab Republic, as well as in neighbouring countries and Yemen, the largest single humanitarian WASH programme was mounted in the wake of cyclones in Mozambique, where in addition to responding to urgent needs directly (including the rapid restoration of water supplies for 580,000 people), UNICEF coordinated the response of over 100 partners as lead agency of the WASH Cluster. Flood-resilient water supply systems constructed earlier by UNICEF continued to operate despite the impact of Cyclone Idai.

Efforts to strengthen the enabling environment for WASH in programme countries continued in 2019, including through support for new national policy instruments, the assumption of leadership roles in sectoral coordination bodies (in 85 countries in 2019), an increase in initiatives to promote innovative financing mechanisms, and the participatory analysis of sector bottlenecks through the WASH Bottleneck Analysis Tool (in 15 countries in 2019). UNICEF continued to engage in key coordination bodies at regional and global level, and took steps to increase engagement with the private sector, including the publication of three new investment cases for WASH.

UNICEF programming is never conducted in isolation: in its global, regional and country programmes, UNICEF worked with more than 1,900 partners in 2019 and continued to contribute, often in a leadership role, to key sectoral coordination and policy bodies. Through improved knowledge management systems, UNICEF strengthened its staff capacity, providing increased collaborative learning, a new 'WASH 101' foundational distance learning course, and disseminating programming experience and lessons through an increase in WASH knowledge products over a wide variety of platforms.

The midterm review of the UNICEF Strategic Plan, 2018–2021 found that while progress is largely on track against Goal Area 4 outcome and output milestones, the SDG targets associated with the goal area are all off track. Detailed review findings are being used to re-adjust priorities and tweak strategies for the remaining two years of the Strategic Plan period.

# Resilience and risk reduction, urban programming and environmental sustainability

---

UNICEF is increasingly focusing on the linkages between humanitarian response and longer-term sustainable development, strengthening resilience to climate change and disasters, and promoting peaceful and inclusive societies. In 2019, it issued a new Procedure on Linking Humanitarian and Development Programming that details key actions and responsibilities, and makes risk-informed programming a requirement when developing a new Country Programme.

United Nations reform has allowed UNICEF to work more coherently and effectively within United Nations Country Teams on the broad crisis prevention agenda. Its role at country and global level resulted in more focused attention on children's rights, social service delivery and adolescent and youth empowerment. With its dual humanitarian and development mandate and extensive field presence, UNICEF is increasingly seen as a contributor to the United Nations prevention agenda. This has enabled it to influence global peacebuilding and sustaining peace work with a clearer focus on rights of children, adolescents and young people, and the socioeconomic dimensions of peacebuilding.

UNICEF is increasingly engaged in urban programming in response to high urban growth rates and increasing inequities and violations that affect children disproportionately. In 2019, it supported specific urban programming interventions in 84 countries, up from 72 in 2018. A new Urban Situational Analysis Tool Kit was launched in 2019, as well as the Global Framework for Urban Water, Sanitation and Hygiene, the first WASH global strategy instrument focusing on urban programming. UNICEF also launched a new child-responsive urban planning pilot project in Paraguay, the Philippines and South Africa in 2019, and continued to highlight the rights of children through contributions to the ongoing development of the United Nations System-wide Strategy on Sustainable Urban Development, Guidelines on Safer Cities, and the urban monitoring framework.

UNICEF recognizes the important role of local government in the Sustainable Development agenda and in ensuring access to vital basic services for children, and in 2019, released comprehensive new programme guidance for achieving multisectoral results through working with local governments. UNICEF continued to support local development planning and budgeting processes, resulting in an increase in the number of local governments that have budgeted child-responsive local development plans in 31 countries. UNICEF programming helped to strengthen local governments' capacity in other ways, including emergency preparedness planning, the collection and use of data related to child services, coordination of service delivery with local private sector and civil society actors, and the participation of children in local decision-making.

The midterm review of the Strategic Plan identified action on climate change and environmental degradation as an organizational priority to be mainstreamed throughout UNICEF programmes. The review recommended accelerated efforts in areas such as climate-resilient WASH, climate-smart health-care facilities, green schools, action on toxic pollution, and increased civic engagement of children, adolescents and young people in action on climate and environment.

UNICEF programming on climate change expanded in 2019, with 56 country offices engaged in child-inclusive programmes fostering climate resilience in 2019, compared with 27 in 2018. Key activities included policy and implementation support to make social service delivery more climate-resilient, actions to combat air pollution and the provision of sustainable energy. At the United Nations General Assembly, the Secretary-General's Climate Summit and other global forums, UNICEF advocacy stressed that the climate crisis is a children's rights crisis, culminating in the launch of an Intergovernmental Declaration on Children, Youth and Climate Action at the 25th Conference of the Parties to the United Nations Framework Convention on Climate Change (COP25).





© UNICEF/UN0320717/Oatway

# Strategic context

Dorinda Antonio and her son Manuel Lazalo, displaced from their home by Cyclone Idai, arrive by boat in the city of Beira, Mozambique



The year 2019 was the second warmest on record, and both the decade and the five-year period ending in 2019 were the hottest ever.<sup>3</sup> The impacts of a rapidly warming earth were felt around the world, from extreme weather events in the Bahamas and Mozambique and droughts in Africa and Australia to dwindling freshwater resources in the Middle East and other regions. The United Nations Secretary-General's 2019 report on SDG progress stressed that the failure to meet climate goals was threatening the attainment of the Agenda for Sustainable Development.<sup>4</sup>

Climate change is a direct threat to a child's right to survive, grow and thrive, and affects children disproportionately; it has the potential to undermine the gains made in fulfilling children's right to survival and development over the

past 30 years. Extreme weather events such as cyclones threaten children's lives and destroy infrastructure critical to their well-being. Floods compromise water and sanitation facilities, leading to diseases such as cholera, to which children are particularly vulnerable. Droughts lead to crop failures and rising food prices, leading to food insecurity and nutritional deprivations that can have lifelong impacts.

Throughout its work, UNICEF is prioritizing efforts to reduce climate change-related impacts on children. This is especially the case within this Strategic Plan goal area of ensuring that every child lives in a safe and clean environment, where all programming directly contributes to climate-related action for children.

## Water, sanitation and hygiene

The WHO–UNICEF JMP<sup>5</sup> released its progress update report in 2019 on the status of water, sanitation and hygiene in households and progress on the SDG WASH targets from 2000 to 2017.<sup>6</sup> The number of people lacking basic water services fell by 315 million to 785 million worldwide, and the number of people practising open defecation was halved from 1.3 billion to 673 million. At the end of 2017 (the latest available data year), 90 per cent of the world's population had access to at least a basic drinking-water supply, 74 per cent to basic sanitation services, and 60 per cent to basic hygiene facilities (see Figure 3).

However, these gains are uneven and under threat. An unprecedented number of people are living in situations of crisis and conflict caused, in part, by the widening impacts of climate change on food production, economies and society. The UNICEF Water Under Fire analysis shows that people in extremely fragile countries are eight times less likely to have basic water services than average, and four times less likely to have basic sanitation.<sup>7</sup>

The global figures also mask the large disparities in access to WASH services among regions, countries and households. Basic water and sanitation coverage in households in the richest wealth quintile is more than twice that of households in the poorest quintile, and countries in some regions, notably sub-Saharan Africa, have coverage levels well below half the global average. There are also wide disparities in access between rural and urban communities, and continuing gender disparities, including those related to the burden of collecting drinking-water and impacts on women in households without toilets.

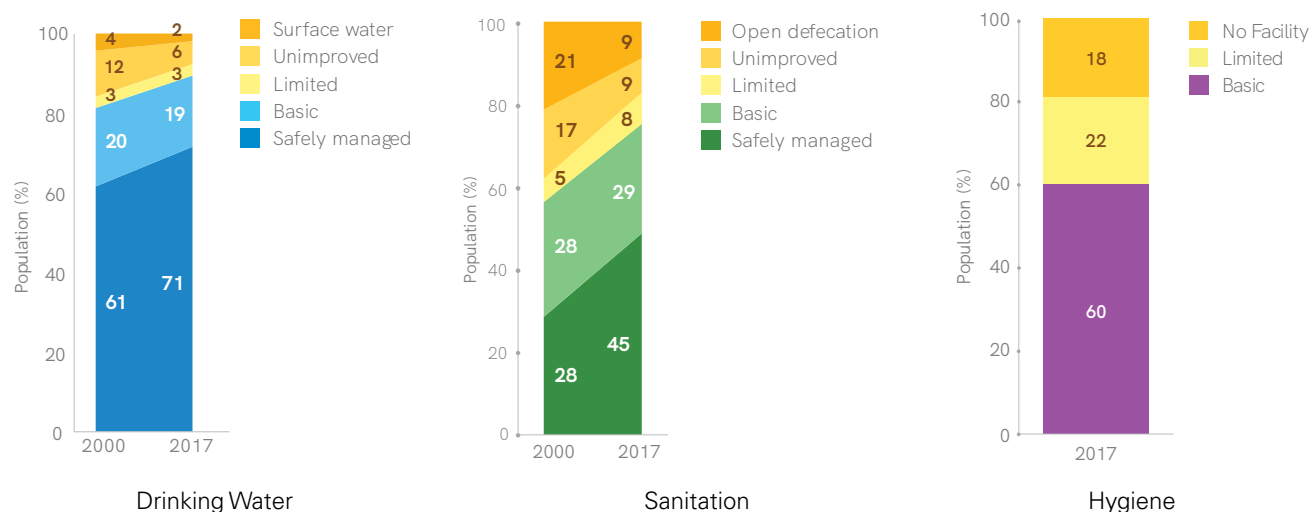
Twenty-nine per cent of the global population do not have access to drinking-water at the higher SDG standard of 'safely managed', where drinking-water is located on household premises, available when needed and contaminant-free. And just 45 per cent have sanitation

services that meet the safely managed standard: private toilets in households where excreta is safely disposed. The report emphasizes the significant challenges remaining in the area of sanitation generally, and specifically in the campaign to stop open defecation: more than two-thirds of countries with the largest numbers of people still practising open defecation are not on track to achieve elimination or near elimination by 2030.



A child holds up clean hands at a hygiene promotion campaign in Negro Primero 1 school in Caucaguita, Miranda, the Bolivarian Republic of Venezuela. Hygiene promotion is part of broader UNICEF intervention programme that also includes water supply as well as education and child-protection activities.

FIGURE 3: Global drinking-water, sanitation and hand-washing coverage, 2017 (JMP)



Source: JMP (2019).<sup>8</sup>

The JMP also published a global report on WASH in health-care facilities in 2019, which established baseline estimates to be used for monitoring progress on the institutional WASH components of SDG Targets 6.1 and 6.2, as well as for health (SDG Target 3.8).<sup>9</sup> The data show that just 74 per cent of health-care facilities globally had basic water services in 2016 (the data year of the report), and even fewer had access to sanitation and hygiene. In an era where communicable diseases such as COVID-19 are trending upwards, this lack of WASH services in health-care facilities is a cause for concern. The latest data set from 2017 showed that just two-thirds of schools had basic water and sanitation facilities, and only half had hand-

washing services<sup>10</sup> (see the *WASH in institutions* section). The SDG goal of water and sanitation for all includes WASH in institutions such as schools and health-care facilities, and these new data sets show that much still needs to be done to increase coverage levels.

The three JMP reporting streams of community, school and health-care facility WASH provide the latest available information on access to hand-washing facilities, showing that coverage remains low in all three spheres (see Figure 4). The COVID-19 pandemic underscores the importance of increased mobilization to improve access to hand washing.

FIGURE 4: Access to soap and water in households, schools and health-care facilities, 2016 and 2017 estimates (JMP)



The challenges of meeting SDG targets for household and institutional WASH are even greater when climate change is factored into the equation. The impacts of climate change are already reversing gains made in some countries and regions, such as in southern Bangladesh and the Mekong Delta, where freshwater ground sources are increasingly affected by saltwater intrusion, and across Eastern and Southern Africa, where bore-wells are drying up. A 2019 UN-Water policy brief on climate change and water highlights the growing vulnerability of water and sanitation services to increasing variability in the water cycle, droughts and extreme weather events.<sup>11</sup> It is estimated that some 4 billion people live under severe water scarcity for at least one month of the year,<sup>12</sup> and that one in four cities is already water stressed.<sup>13</sup>

More people were in need of urgent humanitarian assistance in 2019 than ever before,<sup>14</sup> and in most cases the causes were at least in part climate-related; among the worst impacts were interruptions in water and sanitation services and the resulting high risk of contagious disease epidemics. Over the past five years, an average 51 per cent of total WASH spending was on emergency programming, compared with an average 43 per cent in the previous 10-year period. WASH stakeholders, UNICEF included, understand that the divisions between emergency and development programming are becoming less distinct, and that the new best practice in the sector is to link development and humanitarian efforts, especially in fragile states and protracted crises.

The UN-Water policy brief emphasizes the need to act now to address the impacts of climate change, outlining key steps for policymakers, including the need to position water and sanitation at the centre of national adaptation plans, to develop risk-informed water management strategies, and to prioritize innovative financing solutions to scale up

response efforts. The biennial UN-Water *Global Analysis and Assessment of Sanitation and Drinking-Water (GLAAS)* report, which surveyed 115 developing countries and 29 external support agencies in 2019, highlights the need for systems strengthening to deliver SDG targets while meeting the climate change challenge, but underlines the fact that both implementing agencies and regulatory bodies often lack the human and financial capacity to implement plans and policies.<sup>15</sup>

In the recently completed midterm review of the UNICEF Strategic Plan that assessed progress against targets in 2018 and 2019, the ability of the UNICEF WASH programme to contribute in a changing global context was also examined (*see the High-level priorities to achieve the Strategic Plan section*). The assessment shows that UNICEF must adapt its WASH strategies in response to a programming environment increasingly dominated by the impacts of climate change and protracted crises on one hand, and the need to respond to the higher standards of the SDG targets on the other. As a result, UNICEF will make three broad shifts in its global strategic direction: all WASH programmes will be reviewed to ensure that climate risks are adequately reflected, programmes will link development and humanitarian interventions in fragile states and protracted crises, and programmes will increasingly prioritize efforts to move up the sanitation ladder to meet SDG ambitions, particularly in the area of sanitation where progress is lagging. The midterm review identified how these shifts should be operationalized through systems strengthening, innovative financing and improved data and information management. These three shifts are already taking place, notably in the area of climate-resilient WASH, as discussed in a new section below.

## Disaster risk reduction, resilience strengthening and peacebuilding

Around the world, crises are becoming more frequent, more complex and lasting longer than ever before. At the same time, there is a notable rise in popular social movements calling for good governance, social justice and climate action. Innovations in technology and business models have made environmentally sustainable and climate-smart solutions more accessible. The programming environment is, therefore, characterized by great risk and opportunity. UNICEF has both the mandate and the credibility to provide solutions that protect children from crises while advancing opportunities for low-carbon and environmentally sustainable development and action that benefits children, adolescents and young people.

Considering these shifts, UNICEF focuses not only on mitigating the impacts of multiple and overlapping shocks and stresses, but also on addressing the root causes and shortfalls in capacities of children, households, communities and governments to realize social justice, environmental sustainability, climate change response, resilience and peace. In alignment with the 2030 Agenda for Sustainable Development and other human rights commitments, this means strengthening capacities to better prevent, prepare, manage and adapt to the impacts of shocks and stresses, and take advantage of climate- and environmentally smart solutions. This requires a reorientation of UNICEF programmes to be more risk-informed, conflict-sensitive and committed to ambitious climate and environmental action.

# Urban programming and local governance

---

An estimated 1.4 million people move into urban areas each week.<sup>16</sup> With many of them ending up in slums or informal settlements, the poor urban population continues to increase both in actual numbers and in proportion to the overall urban population. Currently, more than 1 billion people live in slums, including 350 million children. These children are disproportionately affected by the inequality, exclusion and environmental and health hazards that are common in poor urban areas. In Latin America and the Caribbean, the world's second most urbanized region, 51 per cent of children are affected by some form of housing deprivation and are therefore more likely to die before age five, suffer from malnutrition and drop out of school.<sup>17</sup> In sub-Saharan Africa, the world's fastest urbanizing region, the largest segment of the urban population lives in secondary towns and cities, which are less able than primary cities to fulfil the rights of urban residents.

In 2019 UNICEF continued to work within global and national partnership in urban programming, with a strong focus on addressing these kinds of deprivation, and, ultimately, on reducing equity gaps in urban areas that affect children. Programmes in 2019 focused on strengthening the evidence base on children in cities, adapting urban planning and budgeting for children, and facilitating the participation of children living in urban settings.

Local governments play a key role in ensuring access to basic services, including for the most marginalized communities. As a result of the dual global trends of decentralization of government systems and urbanization, in many countries local governments, together with subnational ministry departments and other local actors, exercise substantial control over education, social and child protection, primary health care and WASH, thereby playing a pivotal role in the survival, development and well-being of children. The important role of local governments in ensuring access to services, including in disaster preparedness, humanitarian and peacebuilding contexts, is increasingly recognized by policymakers, as is the importance of fostering local engagement, community-led approaches and accountability for service delivery.

Support for local governance is a complex area, where many local authorities struggle with capacity constraints and coordination of the range of agencies that they need to manage. With its extensive sector and cross-cutting programming experience of local government development in fragile and humanitarian settings, and its new guidelines on a local governance approach to programming, UNICEF is well positioned to support the rights of children in this sphere.<sup>18</sup>

# Climate, energy and the environment

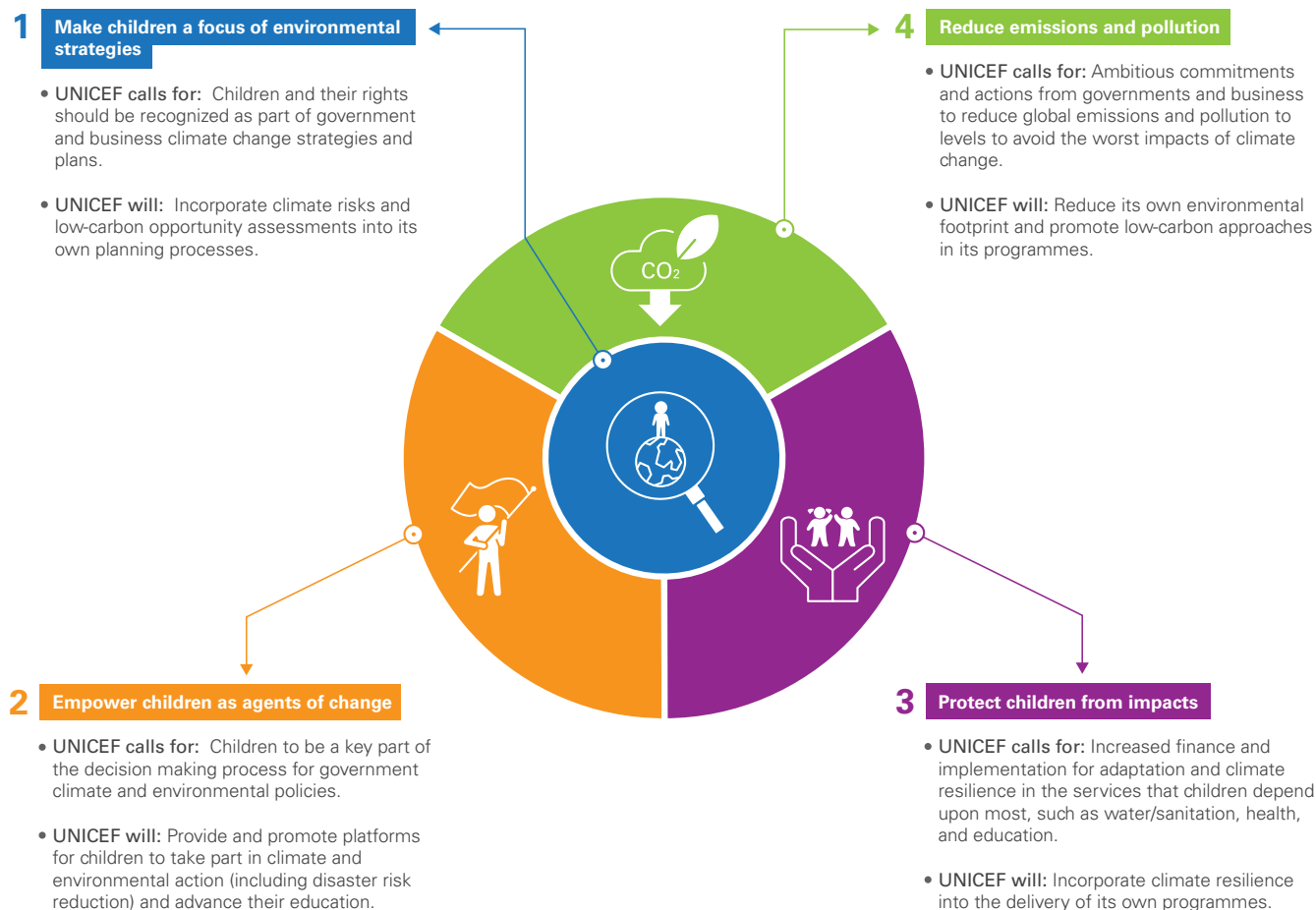
---

Children are the least responsible for climate change, yet will bear the greatest burden of its impact. They are the most vulnerable to vector-borne diseases that will increase as a result of climate change, and to air pollution, which is associated with climate change. Close to 90 per cent of the burden of disease attributable to climate change is borne by children under 5 years of age. Climate change also affects a child's right to learn: extreme weather events destroy schools and extreme heat can affect a child's ability to learn. For children who are already disadvantaged, the risks of climate change are even higher. Poor families are made even poorer by the impacts of climate change on livelihoods, such as small-scale farming, and are less able to cope with increasing frequent and severe climate shocks.

The UNICEF climate and environmental sustainability strategy is structured around four main pillars to ensure the rights of children in a changing climate. It stresses the need for ambitious programming to protect children from the impacts of climate change by increasing the resilience of basic services, and by reducing emissions and pollution. The strategy recognizes that children are not merely passive victims, but right-holders and active agents of change, and that the only hope lies in empowering future generations to choose an environmentally sustainable path.



FIGURE 5: Four pillars of the UNICEF climate and environmental sustainability strategy





© UNICEF/UNI226033/Naftalin

# Results: Water, sanitation and hygiene

Displaced pupils wash their hands before eating at Qansahley Primary School supported by UNICEF with support from the Government of Germany in Dollow, Somalia

# Climate-resilient WASH

This section of the report on climate-resilient WASH is a new addition to the Global Annual Results Report for Goal Area 4. It reflects the ongoing shift within UNICEF towards climate-resilient programming, a process that began with the launch of the UNICEF global WASH Strategy in 2016. The report continues to have separate sections for Water, Sanitation and other subsectoral and cross-cutting areas.

## Climate resilience

An outcome of the midterm review of the UNICEF 2018–2021, Strategic Plan is the need to ensure that WASH systems supported by UNICEF are resilient to the effects of climate change. This move was anticipated in the UNICEF global WASH Strategy for 2016–2030, and the midterm review concluded that the pace of this shift can and should be accelerated. Accordingly, UNICEF now commits to making all WASH programming climate-resilient over the last two years of the Strategic Plan, by the end of 2021.

This process has already begun. The WASH Strategy envisages WASH systems that are resilient to shocks from both climate change and emergencies through two main activity streams: building national and community capacity for multi-hazard risk-informed programming, and supporting specific adaptation measures. Progress had been made in both areas, including the launch of a climate-related water scarcity advocacy campaign, the formulation of a new WASH Strategic Framework for Climate Resilient Development with the Global Water Partnership, and the integration of climate-resilience programming in the new Water Game Plan. At country level UNICEF works with government partners to incorporate resilience into national sectoral policies, strategies and capacity building, while supporting specific interventions including the construction of solar-powered water systems, the development of drought-resistant water sources and flood-proofing sanitation systems.

The shift to fully climate-resilient UNICEF WASH programming means that these efforts must be expanded and accelerated, with more focused guidance from headquarters and regional offices. It also requires a broadening of the UNICEF sectoral agenda beyond SDG Targets 6.1 (safe and affordable drinking-water) and 6.2 (equitable sanitation and hygiene for all) to other components of Goal 6 on integrated water resources, water scarcity and water reuse, as well as to SDG 13 on climate action.

After an extensive preparation and documentation process in 2019, UNICEF was confirmed as a delivery partner for readiness funding for the Green Climate Fund (GCF) in early 2020. This allows UNICEF country offices to receive GCF funding directly for specific climate-related activities

to strengthen the national climate sector, which in many cases will include WASH-related projects.

Work carried out by UNICEF headquarters in 2019 (and ongoing in 2020) to facilitate this shift includes:

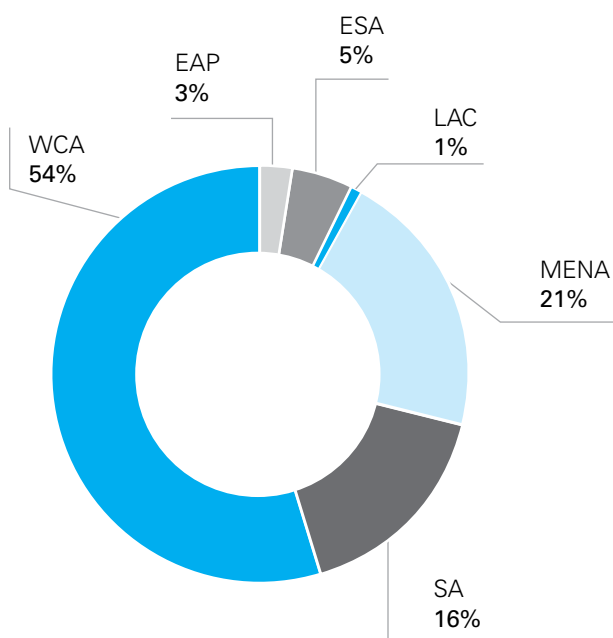
- Development of a guidance package for country offices on mainstreaming resilience into WASH programmes, using entry-points along the UNICEF programming cycle.
- Formulation of strategic climate-resilient indicators for communities (in collaboration with the University of Bristol).
- A scoping exercise on new and existing climate financing opportunities, covering a wide range of UNICEF programming typologies, and climate contexts.
- Work to define the UNICEF role in the area of water scarcity, and expand programming in the area of solar pumping (*see the corresponding subsections below*).
- Advocacy highlighting the impact of water scarcity on children, and potential opportunities for new programmatic approaches, including in urban contexts.

Regional offices are also engaged in facilitating and supporting the shift to climate-resilient WASH. The Eastern and Southern Africa Regional Office, for example, is providing support to country offices in developing and funding new climate-resilient WASH projects and supporting research in various areas (including on the use of deep aquifers for water supply, *see the Water section below*), while the South Asia and West and Central Africa Regional Offices held training workshops on the UNICEF WASH Strategic Framework for Climate Resilient Development. Other examples include regional office support for climate resilience assessments and specific technical issues, such as coastal saltwater intrusion in East Asia and the Pacific region countries, and the launch of a regional programme with the Stockholm International Water Institute (SIWI) in the Latin America and the Caribbean region on strengthening the enabling environment for climate-resilient WASH services in 11 countries.

Work is also continuing – and accelerating – in country offices. A new set of monitoring questions on the resilience of water supply systems introduced in 2019 shows that 4.5 million beneficiaries of directly supported water systems were using water from climate-resilient systems, or 24 per cent of safe water beneficiaries.<sup>19</sup> In 2019, more than half of all climate-resilient water system beneficiaries were in the West and Central Africa region (*see Figure 6*).



FIGURE 6: Beneficiaries using climate-resilient water systems, UNICEF direct support, by region, 2019



Source: UNICEF SMQs (2019).<sup>20</sup> Notes: EAP, East Asia and the Pacific; ECA, Europe and Central Asia; ESA, Eastern and Southern Africa; LAC, Latin America and the Caribbean; MENA, Middle East and North Africa; SA, South Asia; WCA, West and Central Africa.



A boy poses in front of a solar panel array that powers a water system for displaced people in Herat, in the west of Afghanistan

FIGURE 7: Implementation of the Strategic Framework for WASH Climate Resilient Development in countries, 2019

Level of implementation	No. of countries
Level 1 – assessing the climate risks	29
Level 2 – identifying options for the climate risks identified	22
Level 3 – implementing the climate options identified	15
Level 4 – monitoring/evaluating the impact of the climate options implemented	0
Total – any level	66

As part of the UNICEF focus on risk-informed programming, communities are encouraged to work together to improve the siting, design and quality of sanitation facility construction, so as to reduce the risk of damage during flooding and storm events. Efforts include work with government partners on modifying standard designs, such as in India where flood-resilient toilet designs developed and trialled with the support of UNICEF in two states have now been adopted by the Government at national level.

The joint UNICEF and Global Water Partnership WASH Strategic Framework for Climate Resilience package<sup>21</sup> provides guidance to UNICEF work at country level. In 2019, a total of 66 countries reported using the framework, an increase over 2018 (57 countries). Country offices also indicate at what level of the framework they are engaged in, and, as shown in Figure 7, most programmes are at the initial phases of appraisal and planning. Two training workshops on using the framework for country-level staff and partners were held in 2019: one in the West and Central Africa Region for 24 participants from 9 countries, and one in the South Asia Region for 40 participants from 7 countries.

Climate resilience and WASH is an increasingly common subject area for UNICEF studies, papers and other publications. Examples in 2019 include:

- A global scoping document on private sector investment opportunities in WASH system adaptation.<sup>22</sup>
- A study on the impact of climate change and drought on children in Honduras (joint publication with GOAL and the Global Water Partnership).<sup>23</sup>
- A field note on financing to prioritize climate resilience, sustainability and equity within Eritrea's One WASH programme.<sup>24</sup>
- A study on the risks and impact of climate change on WASH in Burkina Faso.<sup>25</sup>





Children decorate a water tank at the launch of the Abaco Sunny Waters climate-resilient water project in Marsh Harbour, the Bahamas

© UNICEF/UN1270719/Urdaneta

## Water scarcity

By as early as 2025, half of the world's population will be living in water-stressed areas. The greatest challenge to achieving resilient water services is water scarcity, which is threatening the gains made in the provision of drinking-water over the past three decades, and the achievement of SDG 6. Water scarcity also affects sanitation and hygiene: without adequate water, sewage systems fail and there is insufficient water for basic hygiene needs.

UNICEF works with governments and other partners to mitigate water scarcity in programme countries in a variety of ways. These include drought-proofing bore-holes through improved designs, better mapping of water sources through innovative technologies such as remote sensing, modelling innovative approaches such as managed aquifer recharge, and promoting water conservation practices. Long-running efforts related to professionalizing the drilling sector also improve the sustainability and resilience of bore-holes (*see the Water section*). A recent advance has been the accelerated replacement of shallow well-point sources with solar water systems, which generally tap deeper, more resilient aquifers.

Building on this foundation, UNICEF is broadening its support to address water scarcity. At global level, it is developing a guidance document to define programming principles and entry-points for action, and formulating more specific guidelines on its role in tackling water scarcity in cities.

In the East Asia and Pacific region, initiatives to encourage new and innovative funding for the sector take into account increasing water scarcity in the region due to over-extraction, drought and coastal saltwater intrusion. In the Eastern and Southern Africa region, work is expanding in

the area of deep sustainable groundwater extraction and innovative siting technologies in drought-prone regions, and in drought early warning systems.

Several new programmes have been launched and ongoing initiatives scaled up in the Middle East and North Africa, the world's most water-scarce region, with 11 of the planet's 17 most water-stressed countries.<sup>26</sup> In 2019, the UNICEF regional office drafted the paper *Drying Up Their Futures: The impact of water scarcity on children in the Middle East and North Africa region* to highlight the impact of water scarcity on children, including a new analysis showing that almost 9 out of 10 children in the region live in areas of high or extremely high water stress.<sup>27</sup> The paper recommends new programming directions in water-scarce contexts that draw on the organization's WASH programming experience and cross-sectoral strengths. In 2019, the regional office also continued its policy engagement on water scarcity with the League of Arab States.

At country level, work on water scarcity advanced in 2019 on a number of fronts. The Jordan Country Office launched its high-level risk assessment for water and wastewater vulnerability, and piloted a comprehensive new approach for water conservation in schools (*see Case Study 1*), while in Libya, UNICEF conducted the country's first national assessment of water systems. In Lebanon, UNICEF is supporting the Government in conducting strategic research and technical studies to improve the sustainable management of water resources, and in developing alternative water sources, including spring catchments. In Iraq, UNICEF helped to develop an online digitalized system that uses 'smart' water meters to promote water conservation, while in Jordan an app is under development that allows the public to report incidents of water leakage and wastewater overflow in their community.

## Case Study 1: Jordan: Decentralized wastewater treatment and reuse in schools: The Mafraq pilot

Jordan is one of the most water-scarce countries in the world, and in recent years the situation has deteriorated. The impacts of climate change, coupled with increased abstraction rates due to growing demands from other sectors, including agriculture, are further straining water supply systems, compounded by the influx of more than 650,000 refugees from regional conflicts.

One way of reducing pressure is to improve the management and reuse of wastewater. To demonstrate reuse approaches, UNICEF and the Government of Jordan are piloting a water conservation and wastewater reuse project at three schools in the Mafraq Governorate. The project includes systems that:

- Manage and treat wastewater from the three schools and an adjacent mosque, and reuse it for restricted irrigation purposes, for school gardens using high-efficiency drip irrigation systems, and for neighbouring farmers.
- Collect and treat greywater from school hand-washing facilities, and reuse it for toilet flushing.
- Collect and treat rainwater from roofs, and use it for unrestricted irrigation in the schools.

The systems use a solar power array, with sufficient capacity to provide electricity for the school and additional power to sell over the grid.

Environment clubs were established as part of the initiative, which disseminate messages on climate change, as well as the importance of water scarcity, with practical hands-on application for pupils.

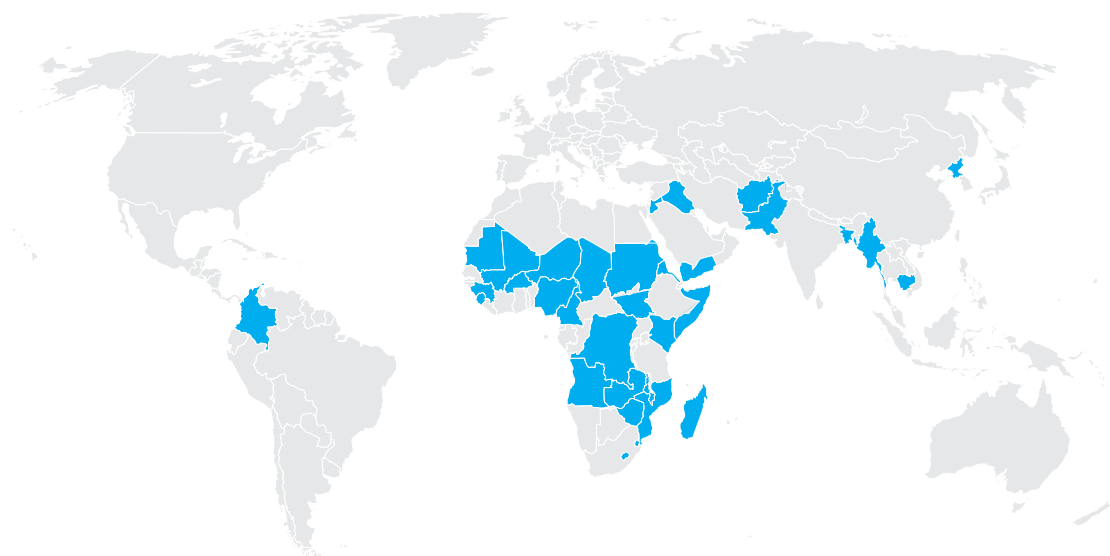
As a result of the project, the schools and farmers are drawing less water from the country's already strained resources, wastewater is safely managed and reused locally, electricity is conserved, and income from the sale of treated water and electricity helps to defray school operating costs. In addition, the strong participation component of the project, which involved students, teachers and community members, has increased awareness of the importance of water conservation and management, and the fact that local solutions are available and feasible.<sup>28</sup>

## Solar water systems

UNICEF continues to expand its use of solar technology for water pumping in WASH programmes to improve the resilience and sustainability of water supply systems and reduce carbon dioxide (CO<sub>2</sub>) emissions. In 2019, it supported the construction of 1,286 solar water systems in a total of 40 countries.

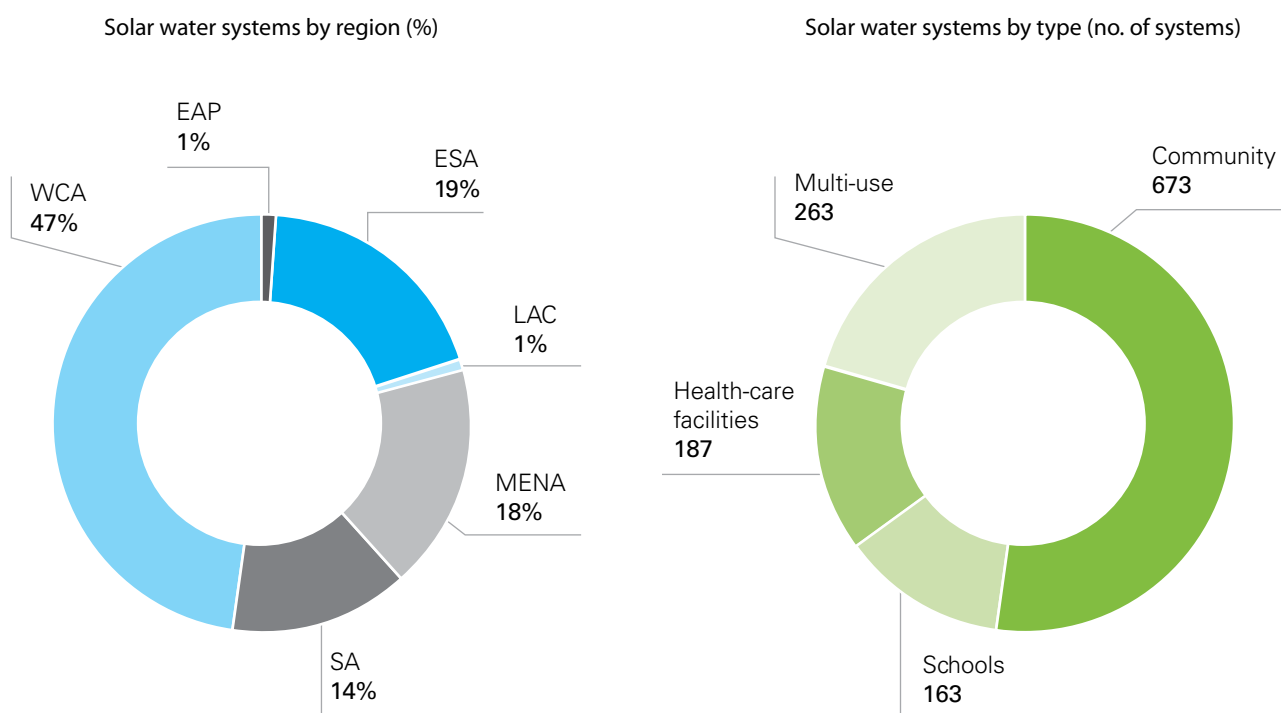
Almost half (47 per cent) of all systems were constructed in the West and Central Africa region, with the most of the remainder split among the Middle East and North Africa, Eastern and Southern Africa, and South Asia regions (*see Figure 9*). Just over half of the systems constructed (52 per cent) serve communities, and about one quarter serve schools or health-care facilities. The remaining 263 systems are multi-use, designed to serve institutions and communities.

FIGURE 8: Solar water systems installed with direct UNICEF support, 2019



Source: UNICEF SMQs (2019).<sup>29</sup>

FIGURE 9: Solar water systems through direct UNICEF support, by region and by type, 2019



Source: UNICEF SMQs (2019).<sup>30</sup> Notes: EAP, East Asia and the Pacific; ECA, Europe and Central Asia; ESA, Eastern and Southern Africa; LAC, Latin America and the Caribbean; MENA, Middle East and North Africa; SA, South Asia; WCA, West and Central Africa.



Students at the Muluma Primary School in Choma, Zambia, use tippy-taps to WASH their hands after using the school toilets

In 2019, the largest number of systems (371) was constructed in Nigeria, where solar pumping is recognized as a sustainable and cost-effective method of providing safe water to both communities and institutions, and a key part of resilience programming. A total of 97 systems were constructed in Afghanistan in 2019, where resilient

alternative energy systems (solar pumping and gravity-feed water systems) now account for 94 per cent of all UNICEF-supported systems. Other countries where large numbers of solar systems were constructed through the regular development programme in 2019 include Bangladesh, Burkina Faso, Mauritania and Uganda.

Solar-powered pumps are increasingly used in humanitarian response programmes, and in 'build back better' recovery programmes. In Yemen, UNICEF constructs or rehabilitates water systems for vulnerable populations living in high-risk cholera areas, or those with a large population of internally displaced people. In the Tolomus and Musalhaqat sections of Sa'ada city, UNICEF has completed the country's largest solar-powered water supply system, serving 55,000 people. The intervention includes capacity-building for the regional water and sanitation utility responsible for managing the system. In other countries in crisis, including in displaced people and refugee camps, solar-powered water systems are a growing part of the UNICEF response toolkit.

Solar-powered water systems are inherently more climate- and crisis-resilient than most others, as recently shown in Mozambique, where solar systems continued to function during the Cyclone Idai flooding event, unlike many handpump systems and those relying on the electricity grid.

Solar power is increasingly used beyond pumping systems in UNICEF-supported WASH projects. In the State of Palestine, for example, solar panels power a wastewater treatment plant and a large-scale desalination water treatment plant in Gaza. In Jordan, solar power is used for 14 decentralized wastewater treatment plants and a greywater treatment camp in and around the Za'atari refugee camp. In the Bahamas, UNICEF has entered into a partnership with the Bahamas Water and Sewerage Corporation, Water Mission and local non-governmental organizations (NGOs) to reconstruct a water system damaged by Hurricane Dorian, and to build it back better under the Abaco Sunny Waters project, through flood-proofing measures and the incorporation of solar-powered pumping systems.

UNICEF expanded efforts to build capacity on solar technology in 2019. The online solar course implemented in cooperation with Water Mission and Cap-Net was launched, and received more than 800 applicants for 100 places, 50 of them for UNICEF staff and partners. The course materials were made available publicly for use across the sector.<sup>31</sup>



# Safe water supply

FIGURE 10: Safe water supply: Progress against Strategic Plan indicators

Strategic Plan indicators: Safe water supply*	Baseline	2018 progress	2019 progress	2019 milestone	4-year target (2021)
4.2. Number of additional people with access to a safe drinking water services through UNICEF-supported programmes	NA	18.6 million	36.9 million	30 million	60 million cumulative
4.a.1. Number of countries implementing water-safety plans at the community level	38	39	36	45	55
4.a.2. Number of countries implementing independent sustainability checks with a clear feedback mechanism	13	34	27	23	33

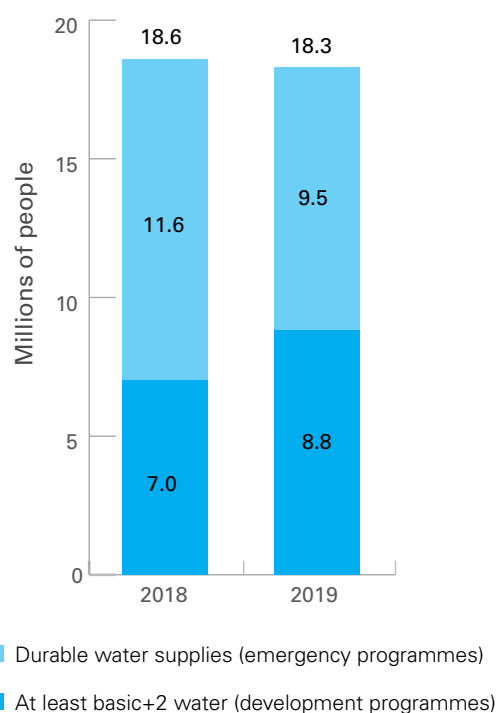
Note: \*See text below for details on progress against these indicators and other safe water supply results.

## Sustainable water supplies

Through the direct support of UNICEF, a global total of 18.3 million people gained access to safe water services in 2019. In both 2018 and 2019, the Strategic Plan annual target of 15 million water beneficiaries was exceeded and UNICEF is well on track to meet the overall target of 60 million over four years (see Figure 11). The largest number of people reached was in Nigeria, Iraq and Pakistan; the region with the most UNICEF water beneficiaries was the Middle East and North Africa, where UNICEF supports both emergency and development programming.

In all cases, these right-holders are served by water systems that meet at least the UNICEF standard of 'basic+2' through development programming, or through emergency interventions that provided durable water services (see Box: *Standards for UNICEF community WASH beneficiaries*). In 2019, a greater proportion of total water beneficiaries was reached through the development programme (48 per cent) than in 2018 (38 per cent).

FIGURE 11: Safe water beneficiaries through UNICEF direct support, durable water services, 2018–2019



Source: UNICEF SMQs (2019).<sup>32</sup>

In addition to meeting its Strategic Plan commitments to increase access to drinking-water at the basic+2 standard, UNICEF is working with government partners to help households move up the service ladder to the SDG standard of safely managed, thereby contributing to the SDG water target. In 2019, just over 900,000 of the 8.8 million safe water beneficiaries were reached with

systems that meet the safely managed standard, including significant numbers of people in Afghanistan, Ethiopia and Sierra Leone. In other countries, UNICEF is working with government partners to lay the groundwork for higher service standards, such as in Indonesia and Myanmar, where UNICEF helped to modify monitoring systems and establish baselines in 2019.

## Standards for UNICEF community WASH beneficiaries

For the Strategic Plan, UNICEF has changed how it accounts for beneficiaries from drinking-water, sanitation and school WASH programmes.

### Incorporating the new UNICEF intermediate service level basic+2 drinking-water standard

UNICEF has adjusted reporting systems to better align with the JMP service levels and the Strategic Plan targets, incorporating the new 'basic+2' intermediate service level between 'basic' and 'safely managed' water supply, as introduced in the Water Game Plan. For water supply, country offices now report direct beneficiaries based on the different tiers of the SDG service ladder (limited, basic, and safely managed) and by the new UNICEF basic+2 category: A basic water service (an improved source within a 30-minute round trip from home) that is also safe from faecal and chemical contamination and available when needed. People reached with either the basic+2 or safely managed service level are reported against the Strategic Plan targets (*see Figures 12 and 13*).

For sanitation, reporting is on the top two tiers of the JMP service ladder ('basic' and 'safely managed'), as well as on people benefiting from open defecation elimination programmes. The data set is adjusted through a quality assurance process conducted at both regional and global levels. For the purposes of Strategic Plan monitoring, water beneficiaries are people using new or rehabilitated services that meet the basic+2 criteria, while sanitation beneficiaries are people using toilets that meet the basic category.

### Accounting for emergency interventions

Emergency water and sanitation interventions have other standards, which can vary by country. In the case of water supply, UNICEF is now disaggregating beneficiaries between people who are served by a temporary scheme (such as water trucking or water disinfection), and those who have received water through long-term and durable interventions (including some piped systems and bore-wells). People served by all these interventions are included in emergency beneficiary figures, but only those served by long-term systems with a service level of basic+2 or above are included for Strategic Plan reporting against the outcome (Indicator 4.2) of reaching 60 million people by 2021. People benefiting from emergency sanitation programming that results in longer-term systems at the JMP basic level are also included for Strategic Plan reporting.

### Direct vs. indirect beneficiaries

Figures reported here refer only to beneficiaries who have benefited from UNICEF support for service delivery that directly results in an increase in the number of beneficiaries. People who gain access to water and sanitation services as a result of UNICEF upstream support for government partners (such as policy and strategy formulation, planning, and capacity-building and other enabling environment components) are considered indirect beneficiaries, and are not included in the figures. While not formally counted, the number of these indirect beneficiaries is many times higher than that of direct beneficiaries.

## Standards for UNICEF community WASH beneficiaries

FIGURE 12: JMP service ladders for water and sanitation

Water		Sanitation	
SERVICE LEVEL	DEFINITION	SERVICE LEVEL	DEFINITION
<b>SAFELY MANAGED</b>	Drinking water from an improved water source that is located on premises, available when needed and free from faecal and priority chemical contamination	<b>SAFELY MANAGED</b>	Use of improved facilities that are not shared with other households and where excreta are safely disposed of in situ or transported and treated offsite
<b>BASIC</b>	Drinking water from an improved source, provided collection time is not more than 30 minutes for a round trip, including queuing	<b>BASIC</b>	Use of improved facilities that are not shared with other households
<b>LIMITED</b>	Drinking water from an improved source for which collection time exceeds 30 minutes for a round trip, including queuing	<b>LIMITED</b>	Use of improved facilities shared between two or more households
<b>UNIMPROVED</b>	Drinking water from an unprotected dug well or unprotected spring	<b>UNIMPROVED</b>	Use of pit latrines without a slab or platform, hanging latrines or bucket latrines
<b>SURFACE WATER</b>	Drinking water directly from a river, dam, lake, pond, stream, canal or irrigation canal	<b>OPEN DEFECACTION</b>	Disposal of human faeces in fields, forests, bushes, open bodies of water, beaches or other open spaces, or with solid waste

Source: JMP (2017).<sup>33</sup>

FIGURE 13: UNICEF Water Game Plan standards

Indicator	Surface water	Unimproved	Limited	Basic	Basic+2 <sup>34</sup>	Safely managed
<b>Source</b>	Directly from a river, dam, lake, pond, stream, canal or irrigation canal	From an unprotected dug well or unprotected spring	Improved <sup>35</sup>			
<b>Accessibility</b>			Collection time exceeds 30 minutes for a round trip, including queuing	Accessed within a roundtrip of 30 minutes, including queuing	On premises	
<b>Quality</b>					Free from contamination (bacteriological and priority chemical contamination)	
<b>Availability</b>					The service is available when needed (i.e. sufficient water in the last week or available for at least 12 hours per day)	

In addition to direct support, UNICEF worked with governments and other partners to build national enabling environments, including in the areas of policy development, capacity-building and the development of new models and approaches.

Capacity-building activities included support for the establishment and training of community water management committees and associations in Burundi, the Congo, Kenya, Nigeria and many other countries. Administrative data collected in Ethiopia in 2019 through a national sustainability check showed that functionality rates of water systems increased in regions where WASH committees received technical support.

UNICEF also contributes to efforts to strengthen water utility companies and urban water systems through its programmes of support. In 2019, interventions included increasing resilience of WASH systems to crisis and climate change shocks in the Middle East and North Africa region, strengthening water systems in Ukraine against both short-term and long-term risks, and facilitating South–South and triangular cooperation agreements such as the one launched in Angola in 2019 among water utility companies and associations in Angola, Brazil, Mozambique, the Netherlands and Portugal. Work on public–private partnerships (PPPs) and related water system management models continued in 2019, notably in Somalia, where more than half a million people gained access to water through the European Union-funded Four Towns project in 2019, and additional people maintained access through ongoing support to private-sector operators (*see the Cross-cutting areas section for more information on urban WASH programming*).

The second online Professional Management of Water Well Drilling Projects and Programmes course was completed by 97 participants from 34 countries representing 36

organizations, including United Nations agencies, NGOs, governments and the private sector. The course was originally developed by UNICEF and the Skat Foundation, and co-sponsored in 2019 by the United Nations High Commission for Refugees (UNHCR), WaterAid UK, Oxfam UK, the Water Integrity Network and the British Geological Survey, and hosted by Cap-Net UNDP on its virtual campus.<sup>36</sup>

Efforts to professionalize national drilling industries continued at country level in 2019, including a Skat-UNICEF course in Zambia, and a course for drilling supervision engineers in Mozambique.

UNICEF supported manual drilling programmes and other low-cost options for groundwater extraction in several countries, including Côte d'Ivoire, Guinea and the Central African Republic, where UNICEF continues to support manual drilling associations formed by children released from armed groups. In Mozambique, UNICEF launched a new initiative that provides support for youth-led small manual drilling enterprises (*see Case Study 5*). UNICEF also supported an investigation into the feasibility of manual drilling in two states in South Sudan, and worked with the Government of Guinea-Bissau on an assessment of manual drilling and other low-cost water supply options to increase coverage.

UNICEF facilitated the development of rainwater harvesting systems in programme countries as an alternative to groundwater and surface water in arid regions (such as in Jordan, Kenya and the State of Palestine) and in areas where aquifers are threatened by climate change (such as in Sri Lanka and Vanuatu). In the Sudan, UNICEF commissioned a comprehensive feasibility study of *hafirs* (ground-level rainwater catchment basins), which will inform a national strategy for sustainable management of hafirs to meet multiple water needs.



Marie Antoinette, 8 years old, collects water from a pump in Bwome, Burundi, provided with support from UNICEF as part of the BeyGood4Burundi programme



The organization continues to sponsor other water-supply-related research in a wide variety of areas. Examples from 2019 include:

- A study on the social impact of water collection in rural areas of the Democratic Republic of the Congo showed that the burden of hauling water falls mainly on girls, and that impacts include less time spent at school and increased exposure to harassment and violence.<sup>37</sup>
- A study in Burkina Faso with the Skat Foundation on the problem of handpump corrosion, a major issue affecting water supply sustainability across sub-Saharan Africa, found problems with the quality of handpump components and an apparent lack of adherence to standards.<sup>38</sup>
- A study of water service delivery mechanisms in 16 towns in 3 regions of Somalia (including some supported by UNICEF), which assessed management models for government and private sector collaboration.<sup>39</sup>
- A risk assessment study of the Voda Donbassa water utility company in Ukraine.<sup>40</sup>

In Ethiopia, UNICEF continued to work with regional water bureaus and national government to develop regional groundwater suitability maps (completed in 39 regions) and the second national water supply inventory (to be completed in 2020). Related to this work, a study on the feasibility of tapping a type of deep sandstone aquifer in the Horn of Africa region was completed in 2019.<sup>41</sup>

UNICEF works to improve the sustainability of water supply systems through capacity-building for system management and maintenance, the inclusion of sustainability concepts in planning and accountability frameworks, and through support for innovative system management and monitoring systems. It also uses the sustainability check tool, in which third-party agencies audit the sustainability of water systems during and after the project implementation period. Over the past 10 years, the sustainability check tool has been used in more than 30 countries and over 50 checks have been conducted. Since the start of the Strategic Plan in 2018, a total of 27 countries are reported to have conducted such checks.

Sustainability checks go well beyond a simple count of the number of systems that are functional in a given study area. They also assess underlying issues that affect functionality, and the conditions necessary to achieve sustainable results in the long term. The 2019 sustainability check in Ethiopia, conducted by the IRC-International Water and Sanitation Centre, was carried out over two phases to cover both the dry and rainy seasons, and used separate modules to assess water services, sanitation services and WASH in institutions. The study assessed functionality of systems, and five types of sustainability conditions: institutional/managerial, technical, financial, environmental and social. These sustainability conditions were assessed at both service provider level (WASH management committees,

water utilities, sanitation promoters, latrine artisans, waste removal companies) and at service authority level, focusing on the systems, structures and procedures for overseeing and supporting those service providers. The study produced a comprehensive set of findings and recommendations.

Findings from the sustainability checks are used to improve implementation and modify programme designs. As shown in these 2019 examples, the findings led to a wide range of course corrections and new initiatives:

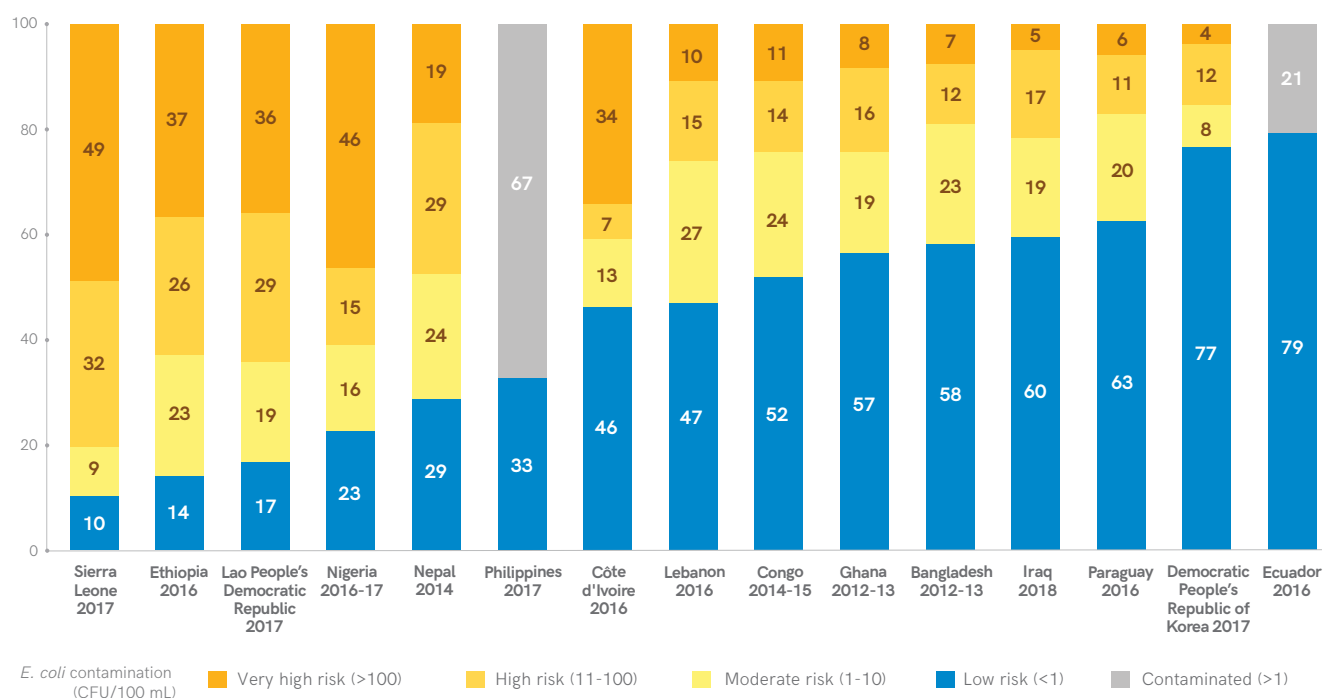
- Central African Republic: A plan to build capacity of community water-point committees and ensure better supervision by the national water and sanitation agency.
- Liberia: The establishment of spare parts depots with 'seed tools' in district stores for local maintenance teams, and support for a new national system for tracking functionality of handpumps.
- Mali: Introduction of the Three Star Approach to help improve management of WASH facilities in schools.
- Nepal: A new emphasis on training maintenance workers and on improvements to water tariff systems.
- The Niger: Development of a new model for decentralized WASH programming, currently being piloted in 18 municipalities.
- Indonesia: Formation of new partnerships for innovative financing of WASH systems as a specific response to sustainability issues.

The accumulated experience in conducting sustainability checks and implementing the UNICEF sustainability framework has led to discussions on a new generation of sustainability monitoring in which the tool is oriented towards a sector-wide rather than project-based sustainability check, a process that will be accelerated initially through the multi-country ASWA programme.

## Water safety

The SDG standard of safely managed water services, the highest rung on the drinking-water services ladder, is met only when households are using water that is free from contamination, among other criteria.<sup>42</sup> To assess the water quality component of the standard, the JMP has developed guidelines and tools for incorporating a water quality testing module into the UNICEF Multiple Indicator Cluster Surveys (MICS) and other national household surveys used to calculate coverage. The surveys test for faecal contamination (using *E. coli* levels) and chemical contaminants such as arsenic and fluoride. As an increasing number of national surveys are conducted with water quality testing, a picture is emerging of the water quality situation in households (over 50 UNICEF Country Programmes now have national water quality estimates, mainly through these surveys).<sup>43</sup>

FIGURE 14: Proportion of population using drinking-water sources by risk of faecal contamination, selected countries, 2012–2018 (JMP)



Source: JMP (2019).<sup>44</sup> Note: figures may not add up to 100 per cent due to rounding.

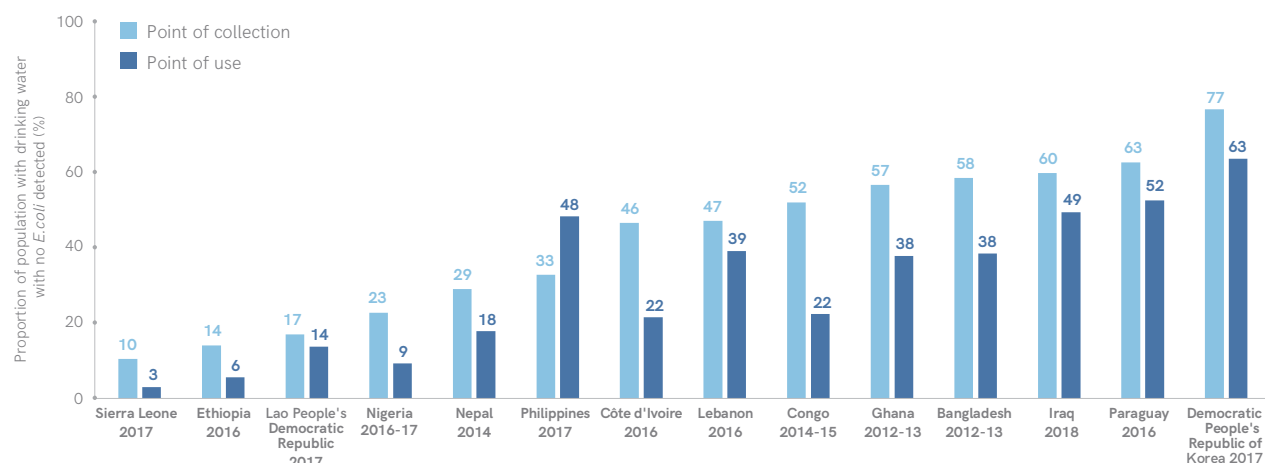
As illustrated in the example from the JMP (see Figure 14), the new data set shows that many people use drinking-water sources at high or very high risk of faecal contamination. This newly available information is becoming a powerful advocacy tool in programme countries. For example, in Georgia, the Government is directing new resources for improved infrastructure in regions identified with the highest levels of *E. coli* contamination in the recent MICS survey. In Sierra Leone, where the survey data showed very high contamination levels, UNICEF is working with government partners to improve periodic monitoring using a new digital platform, scale up community-based water safety education campaigns and develop a comprehensive water safety strategy.

In some countries where full surveys have not been conducted, other water quality surveys are being used to influence priorities and programmes. In Lesotho, for

example, a UNICEF-supported water quality surveillance exercise in three districts revealed high levels of contamination, a finding that led to a water safety campaign reaching more than 14,322 households, while in Rwanda the results of a rapid water quality assessment formed the basis of a UNICEF policy brief to help decision makers understand rural water quality issues.

In some countries, national household surveys take water samples at both the water source and in households and these tests show that in most cases microbial water quality deteriorates between point of collection and point of use, in some cases substantially (see Figure 15). This finding is also influencing WASH programme designs, pointing to the need for greater emphasis on improving household water storage and use practices.

FIGURE 15: Drinking-water free from contamination at point of collection and point of use, selected countries, 2012–2017 (JMP)



Source: JMP (2019).<sup>45</sup>

A total of 36 countries were implementing community-level water safety plans as a tool to monitor and manage contamination risks, including those posed by climate change, in most cases with direct community support. This is fewer than in 2018 due to a variety of factors, including budget constraints in some countries. However, more than 9,000 communities are now estimated to be covered by water safety plans, more than in any previous year.

The largest current UNICEF-supported water safety planning programme is in Nigeria, where the approach has been scaled up to 112 of the country's 774 Local Government Areas, and a new set of national guidelines has been finalized. In Iraq, UNICEF is supporting capacity-building for a new community-based water safety planning initiative to support sectoral decentralization efforts. Elsewhere, including in Fiji, Jordan and Mongolia, UNICEF support is focusing on developing climate-resilient water safety plans. In Senegal and Viet Nam, UNICEF provided support for the development of national guidelines for water safety planning; in the Philippines, UNICEF supported the inclusion of water safety planning in a provincial WASH plan, while in Ghana steps were taken to mainstream capacity-building through a new partnership with the Kwame Nkrumah University of Science and Technology.

UNICEF has also built the capacity of government partners to conduct the MICS water quality survey component, through programmes in Indonesia, Samoa and Tonga in 2019. In Afghanistan, 112 survey enumerators and supervisors from all 34 provinces were trained in testing water for *E. coli* and arsenic and in conducting surveys. In Cambodia, India, Iraq, Timor-Leste and other countries, UNICEF strengthened capacity for water quality testing through training programmes and the procurement of laboratory equipment and portable test kits.

UNICEF continues to support testing and mitigation programmes for arsenic and fluoride contamination of water supplies in affected countries. In the Indian state of West Bengal, UNICEF is introducing innovative testing approaches, such as app-based water sample collection and automatic results feedback, which are used for social mobilization activities in arsenic- and fluoride-affected areas. In Bangladesh, advocacy with the Government and private sector culminated in government commitments to reduce to zero the number of people at risk of arsenic-contaminated water.

As sea levels rise, the saltwater contamination of freshwater resources is accelerating in coastal areas. Drinking-water with high levels of salt is linked to increased rates of hypertension and miscarriage among pregnant women, as well as to skin diseases, acute respiratory infection and diarrhoeal disease.<sup>46</sup> UNICEF-supported programmes are increasingly confronted with this new challenge, ranging from problems constructing a water supply system for a health centre in Abidjan, Côte d'Ivoire, to the need to make very substantial programme design modifications in areas such as southern Bangladesh and the Mekong Delta, where tens of millions of people are already affected (and UNICEF is working with governments to assess programming implications). Saltwater intrusion already impacts water supplies in the semi-arid southern regions of Madagascar, where UNICEF completed a groundwater mapping study in 2019 which recommends drilling methodologies that reduce risks of saline contamination.<sup>47</sup>

The new JMP water quality testing module was incorporated into a large number of national household surveys in 2019. Field work was started or completed in 19 countries, and technical support was provided to five countries that are planning to implement water quality surveys during 2020.

## Guinea worm disease

Efforts to eradicate guinea worm disease, a debilitating and painful disease transmitted through aquatic hosts in still water, continued in 2019. As a member of the Guinea Worm Eradication Programme, UNICEF works with the Carter Center, WHO, the United States Centers for Disease Control and Prevention and other partners to coordinate activities across endemic and recently endemic countries. UNICEF participates at global level, and in review meetings

in countries. Its main area of support is the provision of alternative safe water supplies in affected countries, which is the long-term solution to prevent the disease.

The number of cases in humans in 2019 was 54 in three countries (Angola, Chad and South Sudan), much lower than the 3,000 cases 10 years ago (in 9 countries), but up from the figure of 28 cases in 2018. The eradication programme has become more complex in recent years, with the emergence of guinea worm in dogs, baboons and cats (more than 2,000 such cases were reported in 2019), and the possibility of new aquatic hosts carrying the disease.<sup>48</sup> Other challenges to containment include lack of access due to insecurity and the spread to previously unaffected countries due to increased migration in sub-Saharan Africa. While programmes continue, it is now clear that the changing epidemiology of the disease and other programming challenges mean that the target of eradication by 2020 will not be met.



A woman carries a basin of water to the newly constructed bathroom for a bath. In the Karamoja region of Uganda, UNICEF is upgrading water, sanitation and hygiene facilities in health centres



# Sanitation and hygiene

FIGURE 16: Sanitation and hygiene: Progress against Strategic Plan indicators

Strategic Plan Indicators: Sanitation and hygiene*	Baseline	2018 progress	2019 progress	2019 milestone	4-year target (2021)
4.4. Number of additional people with access to basic sanitation services through UNICEF-supported programmes	NA	10.8 million	26.3 million	30 million	60 million cumulative
4.b.2. Percentage of open-defecation-free (ODF) communities compared to triggered communities	60%	73%	71%	75%	85%
4.b.3. Number of countries implementing community-based hand-washing behaviour-change programmes on a national scale	68	71	90	72	78

Note: \*See text below for details on progress against these indicators and other sanitation and hygiene results.

## Ending open defecation and increasing access to basic sanitation

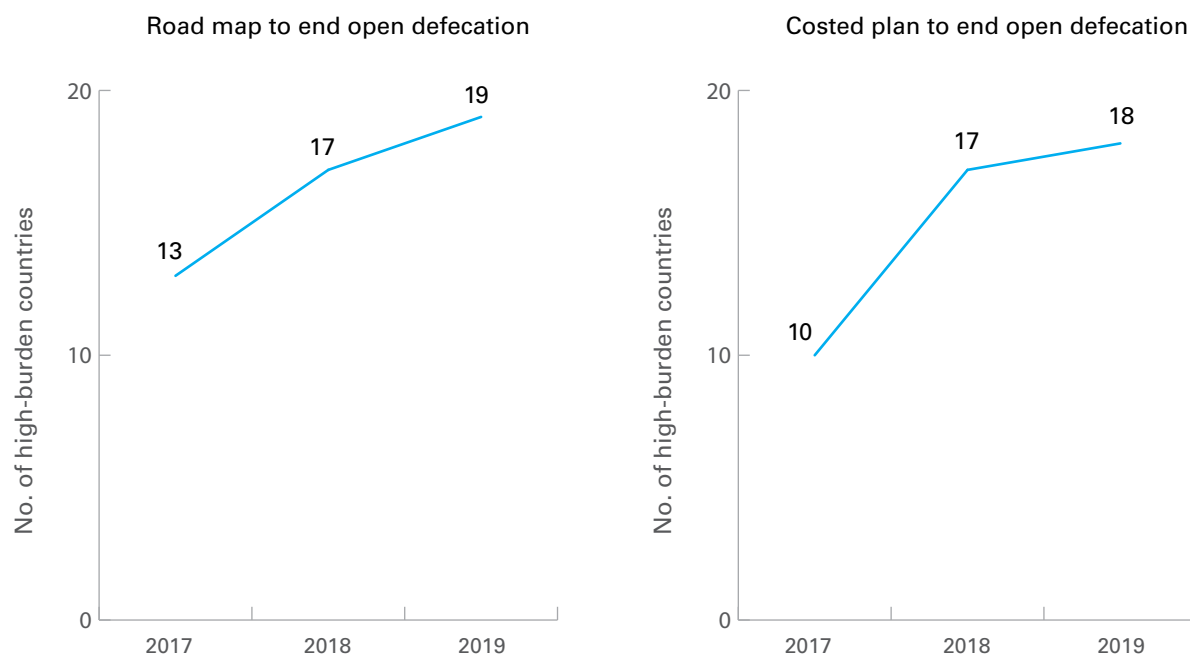
The latest JMP WASH progress report (*see the Strategic Context section*) contains good news concerning the SDG target of eliminating open defecation by 2030. The number of people practising open defecation was halved from 1.3 billion in 2000 to 673 million in 2017 (the latest year of available data) and rates declined in all SDG regions except Oceania. The greatest progress was in South Asia, with a decline from 877 million people practising open defecation in 2000 to 376 million in 2017, and indications from the Governments of India and Nepal that even more progress has been achieved since then towards achieving open defecation free (ODF) status.

The new data set also underlines the very significant challenges remaining: fewer than one-third of countries with more than 5 per cent of the population practising open defecation were on track to achieve elimination or near elimination. Many of the off-track countries are in sub-Saharan Africa, which registered a modest net decrease of just 5 million people from 2000 to 2017, and significant increases in the number of people practising open defecation in several countries, including the Democratic Republic of the Congo, Madagascar and Nigeria.

The UNICEF Game Plan to End Open Defecation, launched in 2018, focuses on the 26 high-burden countries with the greatest numbers (more than 5 million) and proportion (over 50 per cent) of people practising open defecation, representing some 90 per cent of the global burden. This approach is designed to focus UNICEF resources and efforts where they have the greatest potential to leverage the acceleration needed to meet the 2030 target.

Under the game plan, UNICEF encourages government partners, and provides in-country support to develop national and subnational road maps and costed plans to end open defecation (*see Figure 17*), along with other enabling environment elements, including budgets and coordination mechanisms. Major new national open defecation road maps, plans and related instruments developed with UNICEF support were launched in several high-burden countries in 2019, including new road maps with costed plans in Côte D'Ivoire and Indonesia. Chad launched a new coordination platform and a new monitoring system, building on the launch of the road map in 2018, and Ethiopia launched a new national ODF campaign, with the target of nationwide ODF status by 2024.

FIGURE 17: High-burden countries with a national road map to end defecation and a costed plan to end open defecation, 2017–2019



Source: UNICEF SMQs (2019).<sup>49</sup>

These efforts to build the enabling environment are coupled with high-level advocacy with governments and other stakeholders to help ensure that ending open defecation receives the sustained attention required to meet goals. In India, support from opinion leaders at all levels is credited as a key element in the success of the national *Swachh Bharat* (Clean India) sanitation campaign in rapidly reducing open defecation.<sup>50</sup> In Nigeria, which has the second-largest open defecation population in the world, high-level political engagement is reinvigorating the national sanitation campaign, with the declaration of a state of emergency in the sanitation sector by President Muhammadu Buhari in 2018 and an executive order for an ODF Nigeria by 2025, along with the high-profile launch of the Clean Nigeria campaign and a transparent online reporting system.<sup>51</sup>

South–South cooperation between India and Nigeria on the elimination of open defecation was enhanced through a high-profile study visit in 2019, with support from UNICEF, the World Bank and WaterAid. The Nigerian participants, including representatives from federal ministries responsible for sanitation and finance, had the opportunity to engage with policymakers at national and state level and follow study programmes on the ground through field visits.

The fifth AfricaSan conference, convened by the African Ministers' Council on Water (AMCOW) in February 2019, was a significant opportunity to increase momentum on sanitation and the elimination of open defecation. This

was the largest-ever AfricaSan conference, with wide participation from governments, donors, UNICEF and other United Nations agencies, civil society and the private sector. It was held together with the International Faecal Sludge Management conference for the first time, which helped to expand participation and broaden the range of topics covered. A key output was the Camissa Statement, a multi-stakeholder declaration on commitments towards achieving access to adequate and equitable sanitation and hygiene for all and ending open defecation in Africa by 2030.<sup>52</sup> The conference was also an opportunity to assess progress against the Ngor Commitments from AfricaSan 4 in 2015, an exercise that highlighted the need to focus more on reducing inequalities in access to sanitation, and to establish national budgets for sanitation and hygiene.<sup>53</sup>

World Toilet Day (19 November) was again used as an opportunity to promote the sanitation agenda globally, with events centred around the 2019 theme of 'leaving no one behind'. UNICEF supported three United Nations missions – India, Nigeria and Singapore – to co-host an event in which 23 Permanent Representatives to the United Nations discussed ways of better using United Nations processes and platforms to galvanize action to achieve SDG Target 6.2. UNICEF is confident that this group of representatives will act as 'sanitation ambassadors' and help to put sanitation on the agenda at high-level meetings, including at the United Nations General Assembly.

Together with Plan International UK, the SNV Netherlands Development Organisation, WaterAid, the World Bank and the Water Supply and Sanitation Collaborative Council, UNICEF released a call to action for sanitation stakeholders to renew commitments for rural sanitation programming to meet SDG Target 6.2. Directed at donors, governments and development agencies, the call stresses the need for increased funding, government leadership, stakeholder alignment, area-wide sanitation programming, inclusive solutions and evidence-based programme design.<sup>54</sup>

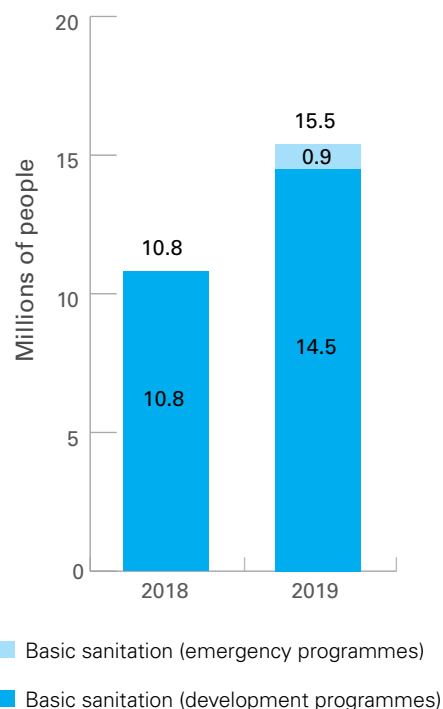


A girl carrying water home in Qara Kamar village, Argo district of Badakhshan province, in the North of Afghanistan

As momentum on eliminating open defecation intensified in 2019, hundreds of thousands of communities were certified as ODF in India, Nepal and other South Asian countries under large-scale government-sponsored campaigns. Progress is also accelerating in sub-Saharan Africa, with an increasing number of countries reporting large numbers of ODF communities, districts, provinces and other administrative regions. For example, the region of Quinara in Guinea-Bissau was the country's first to be certified ODF, as was the municipality of Nharea, in Angola's Bie Province.

Through development programming, UNICEF worked directly with partners in communities to increase the number of sanitation users and reduce open defecation in 2019, providing 14.5 million people with basic sanitation services, a significant increase from the 2018 total of 10.8 million. Including the nearly 1 million additional people who benefited from new sanitation facilities in emergencies that meet the SDG definition of basic sanitation, the total figure increased to 15.5 million people (*see Figure 18*). In emergency programmes, basic sanitation services are those that safely isolate excreta from the child's environment and are for the use of individual households. An example of this is household toilets constructed in communities hosting refugees or displaced people (*see the Emergency WASH section*).

FIGURE 18: Basic sanitation beneficiaries through UNICEF direct support, 2018–2019



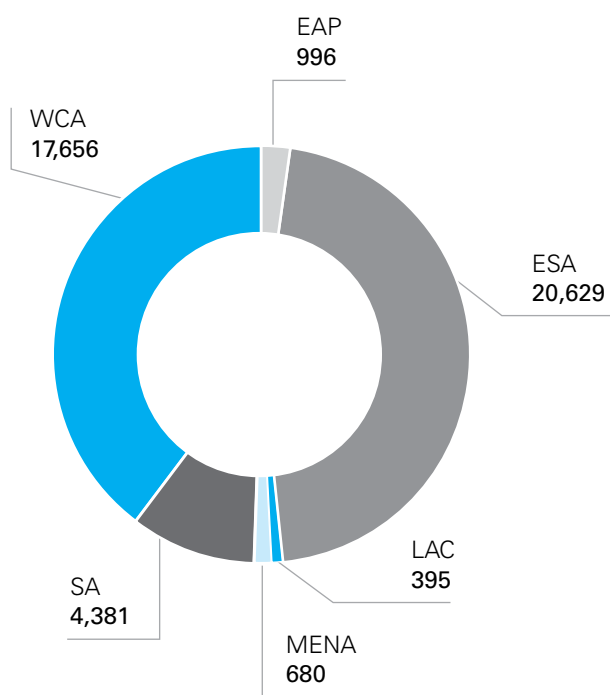
Source: UNICEF SMQs (2019).<sup>55</sup> Note: figures do not add up exactly due to rounding.

Nearly half the beneficiaries from direct development programming are in the West and Central Africa region, including 3.6 million in Nigeria alone. This is a reflection of recent UNICEF efforts to prioritize sanitation programming in the region, where the elimination of open defecation has been established as a UNICEF key result for children. Aside from Nigeria, the largest numbers of basic sanitation beneficiaries in programme countries in 2019 were in Ethiopia (1.7 million) and Iraq, where more than 1 million people benefited through the rehabilitation of a wastewater treatment plant and the extension of sewage networks in Baghdad and Basra, part of the UNICEF programming shifts from humanitarian relief to recovery.

The majority of people gaining access to sanitation through UNICEF direct support do so under Community Approaches to Total Sanitation (CATS) programmes, in which entire

communities collectively eliminate the practice of open defecation. UNICEF direct support for CATS programmes helped 22,267 communities (with a population of 14.5 million) to attain certified ODF status in 2019, about the same as in 2018. In five countries, UNICEF direct support led to more than 1,000 new certified ODF communities: Guinea, Kenya, Mozambique, Nigeria, Pakistan and Uganda. During the 2018–2019 period, the majority of communities (86 per cent) gaining ODF status with UNICEF direct support were in the West and Central Africa and Eastern and Southern Africa regions (*see Figure 19*). In other regions numbers are smaller, but significant progress is being made at country level. In Guatemala, for example, a country with low sanitation coverage levels, 52,900 people are living in ODF communities as a result of a programme supported by UNICEF and Helvetas.

FIGURE 19: Number of communities certified as ODF through UNICEF direct support, 2018–2019



Source: UNICEF SMQs (2019).<sup>56</sup> Notes: EAP, East Asia and the Pacific; ECA, Europe and Central Asia; ESA, Eastern and Southern Africa; LAC, Latin America and the Caribbean; MENA, Middle East and North Africa; SA, South Asia; WCA, West and Central Africa.

UNICEF programmes reached even more people through indirect support, including through capacity-building, policy development and other measures to build enabling environments for sanitation at both national and subnational levels. Direct support in communities also leads to indirect beneficiaries: Documented results from the field are a powerful advocacy tool to encourage policy reforms and budgetary allocations. UNICEF estimates

that its indirect support contributed to an additional 186,000 communities gaining ODF status in 2019 through government programming, eight times more than the number of communities that gained ODF status through its direct support. The vast majority of these communities, 94 per cent, are in focus districts in India, where UNICEF is a key partner within the *Swachh Bharat* programme, which has reached unprecedented numbers of people and



communities through strong commitments and concerted government actions.

UNICEF continued to collaborate with WaterAid and Plan International on developing harmonized guidance for rural sanitation programming to address the challenge of open defecation through context-sensitive and adaptive management approaches. Following up on the guidance manual released in 2018, new guidance and tools on the costing of sanitation approaches were released in 2019, along with a new Open University online course, *Rethinking Rural Sanitation*.<sup>57</sup>

Regional offices sponsored a range of capacity-building initiatives in 2019 for UNICEF staff and partners. Examples include training workshops for 14 countries on applying social norms theory to sanitation programmes in the West and Central Africa region, a South-South learning forum on rural sanitation and monitoring in the Eastern and Southern Africa region, and sanitation marketing sessions during the third annual UNICEF-Government of Singapore Joint Training Programme in the East Asia and the Pacific region.

The JMP 2019 household report showed that 3.1 billion people use on-site sanitation facilities such as septic tanks and protected pit latrines, but very few countries have data on the extent to which the waste which enters these facilities is effectively isolated and treated. To help address this data gap, the JMP, with funding from the Bill & Melinda Gates Foundation, started a new project to develop a harmonised set of indicators, tools and methods that countries can use to assess safe management of on-site sanitation.

## Sustainability

As national programmes accelerate and regions – as well as entire countries – eliminate open defecation, the need to ensure the sustainability of the achievements is being increasingly prioritized.

In India, the Government launched an expanded ODF programme (incorporating solid waste management) and an ODF sustainability programme to complement the *Swachh Bharat* programme and help to ensure the sustainability of ODF gains. The effort is at a very large scale, with a budgetary allocation request of US\$12.5 billion for rural sanitation to 2024. UNICEF supports these programmes in a variety of ways, including by developing national guidelines and training tools and offering direct assistance with capacity-building in UNICEF-supported states and districts.

UNICEF India piloted a social accountability monitoring system in the states of Bihar and Uttar Pradesh through the open source technology platform RapidPro. The system facilitates direct feedback from rural respondents to district- and state-level administrations on the sustainability of ODF in communities.

Capacity-building also forms a key part of UNICEF support for sanitation sustainability in other countries. In the Sudan, UNICEF supports a programme of re-engagement with community champions and WASH committees in previously certified ODF communities, while in Zambia a comprehensive training programme includes community members and government staff.

Elsewhere, UNICEF supports the development of new policies and strategies that emphasize sanitation sustainability. This includes work through Game Plan elements such as road maps and coordination mechanisms, all of which have sustainability components. In some cases, new national strategies are being developed that incorporate much stronger sustainability components, including work in Angola, Bhutan, Lesotho, Sierra Leone and Zimbabwe. Sanitation policy reviews supported by UNICEF, such as that undertaken in Mali in 2019, also emphasize sustainability.

UNICEF encourages reviews of ODF sustainability by facilitating checks (*see the Water section*) and supports the development of community-based sustainability monitoring tools, such as a new system in Zimbabwe that was piloted in 2018 and has now been expanded to 33 districts in 5 provinces.

## Market-based sanitation

As the reach of CATS programmes expands and demand for basic sanitation services increases, there is an urgent need to ensure that local markets offer a range of affordable, appropriate and context-specific technologies. Robust sanitation markets also help to improve the sustainability and resilience of sanitation services locally and nationally, and provide options for households to move up the sanitation ladder towards the SDG standards of both basic and safely managed sanitation services.<sup>58</sup>

UNICEF works across regions to shape and strengthen sanitation markets by engaging with businesses and entrepreneurs, and by working with governments, banks, development agencies, civil society and communities. Guided by the 2018 UNICEF market-shaping strategy, efforts were stepped up on several fronts in 2019, including in the areas of capacity-building, market assessments, industry consultations, and the concept proofing and piloting of new approaches.

In 2019, UNICEF developed new guidance materials and a training package on market-based sanitation, drawing on recent sector evidence of successful approaches. The package was used in a number of ways, including in regional training programmes in the West and Central Africa, Eastern and Southern Africa, and Middle East and North Africa regions in 2019. UNICEF also worked to promote learning and build common programme approaches through engagement with partners, including through the co-sponsorship of a side event at AfricaSan 5

with the Bill & Melinda Gates Foundation and the United States Agency for International Development (USAID).

UNICEF expanded its programme of market assessments and industry consultation on sanitation services and technologies in 2019. Three national assessments were conducted in Eastern and Southern Africa (in Ethiopia, Kenya and the United Republic of Tanzania) to establish a strong understanding of market demand, supply and business environment (including financing), and identify barriers to the development of sanitation markets at scale. National assessments were also carried out in South Asia (Bangladesh, Nepal and Pakistan), covering similar issues. The assessment findings were shared and discussed during industry consultations with stakeholders (private companies, government officials and development partners) to share information, communicate perspectives and identify opportunities to improve the functioning of local sanitation markets.

In other countries, existing market-based sanitation programmes were expanded. In Ghana, more than 32,000 toilets were constructed for households by latrine artisans and small companies trained through the SanMark programme, 40 per cent of them in urban areas. The approach was promoted through Sanitation Technology and Business Expos in 26 new districts, under a partnership between UNICEF and the National Board for Small Scale Industries. In Bangladesh, the four-year SanMark project concluded in 2019 with a total of 165,000 households purchasing their own improved toilets through local entrepreneurs. Advocacy with the Government and private sector culminated in commitments to scale up sanitation marketing nationally. In Nigeria, UNICEF is helping to drive sanitation marketing by working with sanitation entrepreneurs and community artisans to develop and promote innovative sanitation technology options to help households move up the sanitation ladder (*see Case Study 2*).

## Case Study 2: Nigeria: Sanitation marketing and financing

In 2016, UNICEF launched a sanitation marketing pilot project in Nigeria with funding from the Government of the United Kingdom, with the aim of building local capacity and strengthening supply chains, and encouraging innovative community-level financing arrangements to make toilets more affordable.

The approach is centred on sanitation entrepreneurs from the local construction industry, known as Toilet Business Owners, who undergo basic business development training and employ masons trained in the construction of approved toilet designs. In parallel to this supply-side support, the project worked to improve the affordability of toilets and ability to pay by households by encouraging a range of financing, including:

- Community savings and credit groups, known in Nigeria as *adashes*, which are linked to the community WASH committees and allow householders to pool resources and support each other.
- Micro-finance institutions, which provide loans to householders to build latrines at relatively low interest rates.
- State sanitation revolving funds, which have been set up by governments in three states and managed by microfinance institutions selected through competitive bidding and business vetting processes.
- Bartering, where people without immediate access to cash pay in kind with farm produce or cattle, giving access to toilets to poorer households without indebtedness.

By 2019, the project had scaled up to cover 76 Local Government Areas (from just 3 initially), training almost 500 Toilet Business Owners and 2,000 masons. About 2,000 community *adashes* have been formed and micro-loans worth more than US\$150,000 have been issued. In total, some 13,000 toilets have been constructed. The key lesson from the initiative is that if local sanitation markets and expertise exist, and reasonable financing options are available, people are both willing and able to buy toilets for their homes.

In other countries, UNICEF is working with government partners to develop new strategies and guidance materials that incorporate sanitation marketing principles and approaches, including in Cameroon, Mali and Malawi. In Eritrea, a pilot initiative teamed up with a local plastics factory to help 6,000 households upgrade their toilets to the SDG basic standard.

The global shared-value partnership between UNICEF and LIXIL,<sup>59</sup> a large sanitation and housing products company with a line of affordable sanitation solutions, was formalized in Eastern and Southern Africa in 2019 with a regional plan, strategy and monitoring system. The partnership leverages the strengths of UNICEF (government and civil society relationships, field presence and knowledge) with those of the private sector (product development, marketing

expertise and an extensive network of distributors and retailers). Work was initiated in Ethiopia, Kenya and the United Republic of Tanzania, with the goal of helping 2.6 million people currently practising open defecation to gain access to basic sanitation in the next four years. LIXIL also contributed to the regional market scoping exercises, began to develop partnerships with regional companies (including a large plastics-manufacturing company) and conducted market scoping missions for low-cost technologies in other regional countries.

## Hand washing with soap

The 2019 JMP progress report marks the first global estimate for the proportion of people with access to basic hand-washing facilities (defined as a washing area at home with soap and water). That figure is 60 per cent (2017 data set), much lower than the number of people with at least a basic level of sanitation (74 per cent) or drinking-water (90 per cent). In least-developed countries, where access to water and soap at home is still limited, the figure is just 28 per cent. Given the importance of hand washing for the prevention of diarrhoeal disease – the second leading cause of death among children under five –<sup>60</sup> and for preventing the spread of communicable disease, this is a cause for concern and a continuing focus of UNICEF programming. The COVID-19 pandemic is a stark reminder of the critical importance of hand washing with soap, and how concerning it is that 40 per cent of the world's population still does not have adequate facilities.

UNICEF promotes hand washing with soap in households and communities and in schools and health-care facilities (*see the WASH in institutions section*).

The core of the UNICEF hand-washing promotion programme is implemented through community-based channels. These include community meetings, door-to-door visits by hygiene promoters, peer-engagement exercises and the hygiene promotion components of CATS programmes. Additionally, hand washing is promoted through health, education and nutrition outreach workers. In 2019, UNICEF supported community hand-washing promotion programmes in 90 countries.

CATS programming and some other hand-washing-specific programmes go beyond communicating hygiene messages and include components that encourage and facilitate the construction of hand-washing facilities. This makes CATS programmes, most of which require the construction of household hand-washing facilities as well as toilets for a community to be certified ODF, a key component in hand-washing programming. In Nigeria, for example, all households in certified ODF communities must have hand-washing facilities near their toilets. Masons are trained in both hand-washing facility and toilet construction, and hygiene promoters are trained in hand washing and safe water handling, as well as in safe excreta disposal.

Hand washing is routinely included in UNICEF-supported health promotion programmes across countries, including in mass vaccination campaigns. In Guinea-Bissau, a successful UNICEF programme that works with traditional, religious and other community opinion leaders to promote routine vaccination and birth registration was expanded to include other behaviour change elements, including hand washing with soap or ash.

In Ghana, UNICEF supports government-led hand-washing promotion programmes through three activity streams. District health personnel are trained in hand-washing promotion techniques, which in 2019 resulted in more than 570,000 child-caregivers being sensitized on hand washing with soap, including during antenatal and postnatal clinics. Children are introduced to hand washing through school clubs. Through the WASH and CATS programming, a total of 19,137 household toilets were constructed with Tippy Taps for hand washing.

In Rwanda, UNICEF supported the Ministry of Health's National Hand Washing Strategy aimed at addressing low hand washing with soap rates in the country (4.4 per cent). The US\$13 million strategy provides a clear goal – to foster a culture of hand washing for everyone in Rwanda by 2024 – and a conceptual framework to mobilize traditional and non-traditional WASH stakeholders.

UNICEF also supports the promotion of hand washing through media channels, with a total of 68 countries sponsoring campaigns in 2019, and helps to stage special events in support of Global Handwashing Day campaigns on 15 October. Examples from 2019 include use of the U-Report by students in Bangladesh to report hand washing in schools, local events focusing on girls across 22 provinces in Afghanistan, the construction of disability-inclusive hand-washing facilities in schools in Belize and a promotional event for children with disabilities in Equatorial Guinea. Through the efforts of all partners, an estimated 590 million people were engaged through Global Handwashing Day in 2019, including 460 million reached through mass media channels and social media, and more than 130 million people from 145 countries who participated in events.<sup>61</sup>

The availability of soap is a serious bottleneck for hand-washing promotion in many contexts in programme countries. In poor neighbourhoods and isolated communities supply chains can be inadequate and costs can be high, and in situations of conflict and crisis, supplies can be non-existent. UNICEF response varies by context. In emergency programmes UNICEF distributes soap and other hygiene products on a large scale: in 2019 UNICEF delivered a total of 2.4 million hygiene kits to 27 countries. In development contexts UNICEF works with companies to encourage improved supplies of affordable and appropriate soap products as part of broader engagement under the UNICEF Business for Results initiative, an area identified as a priority by the midterm review of the UNICEF Strategic Plan, 2018–2021.

## Menstrual health and hygiene

Menstrual health and hygiene (MHH) is one of the five priorities in the UNICEF Gender Action Plan, 2018–2021, due to its transformative potential to empower adolescent girls. UNICEF support for MHH across country programmes continues to expand with activities in 72 countries and extensive global support for capacity-building, policy formulation and the promotion of innovative programming.

The UNICEF publication *Guidance on Menstrual Health and Hygiene* (developed in 2018) was launched in 2019. This is aimed at strengthening the quality of MHH programming as efforts are scaled up to support the achievement of organizational targets on WASH, gender and adolescent development. The guidance material stresses the importance of cross-sectoral programming. It is based on the extensive field experiences of UNICEF and other stakeholders, and on the growing body of MHH research.<sup>62</sup>

In 2019, a companion document, the *Guide to Menstrual Hygiene Materials*, was released, on the selection and procurement of appropriate materials and supplies for menstrual hygiene management, particularly during humanitarian responses. It draws on the extensive MHH procurement experience of the UNICEF Supply Division, along with best practices from the field.<sup>63</sup>

A series of six training webinars on the guidance package was held for UNICEF staff worldwide covering programme design, social support, facilities and services, menstruators in vulnerable situations, and the MHH enabling environment. Some 160 UNICEF staff and partners participated in the sessions.

The annual Menstrual Hygiene Day on 28 May was once again used by WASH United, UNICEF and other partners as a platform to raise public awareness and reach decision makers with key messages. An estimated 317 million people were reached through 724 events, mass media campaigns and social media.<sup>64</sup> One UNICEF contribution was a series of stories from its work, including:

- An account of how women toilet builders are delivering MHH messages in India.<sup>65</sup>
- An Ethiopian entrepreneur's (and CNN Hero of the Year) mission to provide safe, hygienic and affordable menstrual pads for all girls.<sup>66</sup>
- Scaling up information availability in the Middle East and North Africa region.<sup>67</sup>
- An interview with Olympics swimmer Kiran Khan, a UNICEF champion for MHH in Pakistan.<sup>68</sup>

UNICEF also engaged in advocacy on the importance of MHH within the sector, including leading an event at the Stockholm International Water Institute (SIWI) World Water Week – the largest conference of the year for the WASH sector – with other major sector organizations to focus on MHH for all, and the rights of the most marginalized and vulnerable girls.

A new partnership with Duke University's Innovation & Entrepreneurship Initiative was launched in 2019 to solve some of the world's most pressing problems, with an initial focus on MHH in East Africa. Through the initiative, six selected innovators will receive grants to test and scale up their solutions to support the knowledge, facilities and supplies that girls need to manage their periods without stress or stigma. Each selected innovation will benefit from UNICEF programming expertise and global reach, and Duke University's experience in social entrepreneurship and commercial ventures.



Indonesian girls participating in the design and testing of the Oky period tracker app

UNICEF launched the *Oky* app to help girls track their periods and access unbiased, accurate and context-specific information about menstrual health. The app was developed through user-centred design and co-creation sessions with 400 girls and their close social circles in pilot countries Indonesia and Mongolia, and is designed to work with low-end phones and in situations of limited connectivity. It will be extended to new countries in 2020, starting with Kenya. In the State of Palestine, an app focusing on disseminating knowledge on health and MHH to youth was also launched in 2019, while work continued on including MHH functionality within the *Shnet* (health) app in Kosovo.<sup>69</sup>

Efforts to strengthen the enabling environment for MHH programming continued with UNICEF support in 2019. In Bangladesh, a new multisectoral national strategy was formulated, and in Malawi, Pakistan and Sri Lanka, new policies on sanitation and institutional WASH incorporated MHH components. In India, sustained advocacy efforts, including 3 consecutive national consultations with 4 national ministries, 12 state governments and NGOs, have resulted in new government funding for MHH (US\$10.5 million), and the launch of new MHH strategies in 4 states and action plans in 5 states.

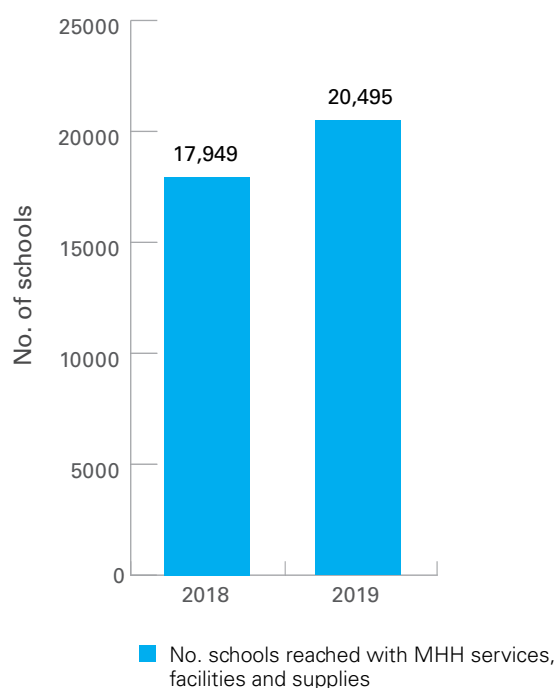


UNICEF continued to support research on MHH in programme countries in 2019. In Ethiopia, a supply chain study was conducted to help expand local production of menstrual pads, and another study analysed girls' experiences in managing menstruation in schools. In Zimbabwe, a study conducted jointly with Gender, C4D, Education and Health is being used to adjust MHH programme designs, as well as the national WASH gender strategy. A study of MHH practices and perceptions in Sri Lanka is being used to inform the design of a national communication programme on MHH for women, while in Guinea-Bissau an assessment of girls' knowledge in schools led to a recommendation to move MHH instruction from the 6th grade curriculum to the 3rd grade.

A key programming area is the institutionalization of MHH into national education systems. In 2019, a total of 51 UNICEF country offices reported that national WASH in schools strategies included MHH targets. In most cases (48 of 51 countries), these MHH components were developed with the support of UNICEF.

UNICEF also supported schools directly with MHH services, including the construction of private and secure sanitation and washing facilities, menstrual pad disposal facilities, and MHH education and support services. In 2019, a total of 20,495 schools were reached in 49 countries, an increase over 2018 (see Figure 20).

FIGURE 20: Schools reached with menstrual hygiene and health services through UNICEF direct support, 2018 and 2019



Source: UNICEF SMQs (2019).<sup>70</sup>

UNICEF continued to provide MHH-related services in emergency situations. In 2019, a total of 1 million women and girls in 39 countries benefited from these services, which may include the distribution of menstrual pads and hygiene kits, the provision of private washing and pad disposal facilities, and MHH information sessions. In Peru, border reception centres for migrants from the Bolivarian Republic of Venezuela were equipped with sanitation and washing facilities, MHH supplies and customized messaging, all with UNICEF support.

A core area of UNICEF MHH work lies in developing teaching and learning materials and training teachers and other stakeholders. In Burkina Faso, Namibia, Pakistan, Tajikistan, Ukraine and other countries, new MHH materials were developed, including campaign materials, booklets, posters, lesson plans and activity guides. Teacher training programmes were supported in many countries, such as in Afghanistan, where more than 2,000 teachers in provinces with low female enrolment levels were trained in the UNICEF-supported national MHH guidelines. In Uganda, more than 3,000 teachers were trained in gender-responsive pedagogy, safe and positive learning environments and menstrual hygiene management. In other countries, parents and teachers in school management committees participated in UNICEF-supported training sessions.

UNICEF is also involved in the procurement and distribution of menstrual hygiene kits, mainly as part of humanitarian response programmes (see the *Emergency WASH* section).



New latrines at a health-care facility outside Bunia, Ituri, the Democratic Republic of the Congo, constructed as part of USAID-funded Ebola preparedness activities aimed at strengthening the quality of health-care services

# WASH in institutions

FIGURE 21: WASH in institutions: Progress against Strategic Plan indicators

Strategic Plan Indicators: WASH in institutions	Baseline	2018 progress	2019 progress	2019 milestone	4-year target (2021)
4.b.1. Number of institutions: (a) schools with separate sanitation facilities for girls and boys, through UNICEF-supported programmes	8,000	7,710	13,012	30,000	60,000 cumulative
4.b.1. Number of institutions: (b) Schools with menstrual hygiene management services, through UNICEF-supported programmes	1,400	17,949	38,444	4,500	60,000 cumulative*
4.b.1. Number of institutions: (c) Health centres that have basic WASH facilities, through UNICEF-supported programmes	1,600	3,355	6,696	3,000	10,000 cumulative**

Notes: \* As a result of the midterm review of the Strategic Plan, this target has been increased from the original target of 11,000.

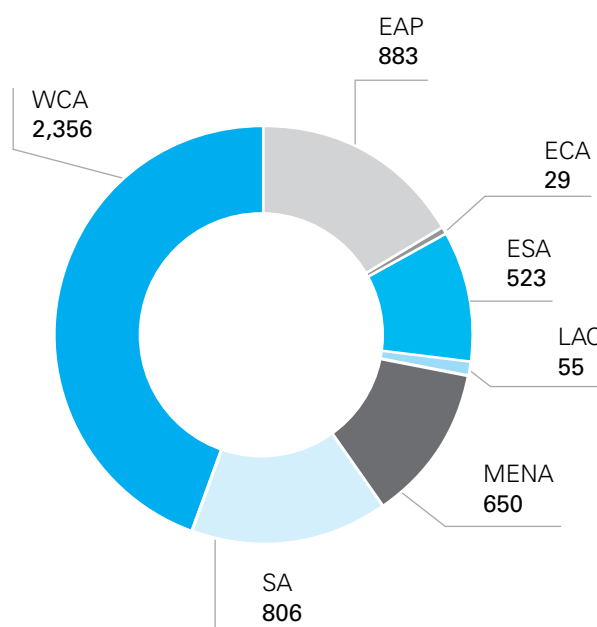
\*\* This target has been doubled from the original value of 5,000.

## WASH in schools

UNICEF continues to provide direct support to schools to ensure the availability of basic water, sanitation and hand-washing facilities. In 2019, this support reached 2.4 million children in 8,026 schools, about the same as in 2018 (2.4 million children in 8,178 schools). Almost 80 per cent of these were primary schools, with the remainder pre-primary and secondary schools. As described below, even more schools were reached through UNICEF indirect support and efforts to build the enabling environment for WASH in schools.

In 5,302 of these schools, UNICEF support included the provision of separate sanitation facilities for girls, with the highest number in the West and Central Africa region (see Figure 22). The Strategic Plan annual target of 15,000 schools with separate sanitation facilities for girls and boys through direct support was not met in 2018 or 2019. The reasons vary across programme countries, but the most common are lack of financial resources and, in some countries, a greater focus on building an enabling environment than on giving direct support. In India, for example, UNICEF indirect support reached more than 42,000 schools by developing school cleanliness action plans and content, and providing support for capacity-building and supportive supervision and monitoring.

FIGURE 22: Number of schools with gender-segregated sanitation facilities through UNICEF direct support, by region, 2019



Source: UNICEF SMQs (2019).<sup>71</sup> Notes: EAP, East Asia and the Pacific; ECA, Europe and Central Asia; ESA, Eastern and Southern Africa; LAC, Latin America and the Caribbean; MENA, Middle East and North Africa; SA, South Asia; WCA, West and Central Africa.

Additional schoolchildren were reached with WASH services in humanitarian response programmes. In 2019, a total of 2.8 million children were provided with access to gender-segregated WASH facilities and hygiene education in schools, temporary learning and other child-friendly spaces through these programmes. Response programmes included a variety of interventions, such as construction of school WASH facilities in camps and host communities, water trucking to schools in drought emergencies, school-based prevention programmes in cholera outbreaks and basic WASH services for learning spaces in migration transit points (*see the Emergency WASH section*).

UNICEF direct support for constructing WASH facilities in schools increasingly incorporates climate resilience features. Solar pumping is becoming the technology of choice for school water systems (and in some cases is adopted for other school purposes such as lighting), and other technologies are used in specific cases. In Mongolia, for example, composting toilets and dry hygiene systems have been installed in certain remote schools, while in Jordan an innovative wastewater reuse systems is being piloted in schools (*see the Climate-resilient WASH section*).



Nurse/midwife Sarah Ropia washing her hands at a sink in the labour suite of Mungula Health Centre III in Adumani District, Uganda. With funding from the Government of Japan, UNICEF constructed a solar water system at the centre, which serves both South Sudanese refugees and host community families.

National standards for WASH in schools were launched in several countries in 2019, including Afghanistan, Burkina Faso, Solomon Islands and Tunisia. In all cases these were developed with the support of UNICEF, usually through multi-year processes involving extension consultation, coordination across multiple ministries and field-testing. In Papua New Guinea, with financial support from the European Union, UNICEF developed an innovative set of

inclusive, gender-segregated facility designs that are in line with the criteria set out in national standards.

In Pakistan, WASH in schools, including menstrual hygiene management, was incorporated into the national education policy, while in Timor Leste, the national WASH in schools strategy was formally approved by the Ministry of Education, complete with a costed plan of action.

Several countries launched surveys in 2019, such as in the Sudan where the first national assessment of WASH in schools revealed low coverage levels, especially in the areas of private washing and other MHH facilities, and wide disparities among states and urban and rural areas. In the Maldives and the Federated States of Micronesia, WASH indicators have been formally incorporated into Education Management Information Systems (EMIS) for the first time. In Myanmar, a new mobile data collection tool is helping to improve data quality and reduce monitoring costs. In India, a new online map-based data visualization system has been adopted to assist planning processes, and in Indonesia, a WASH in schools profile based on EMIS monitoring data was used to develop a road map showing the investment needed to achieve the SDG targets for schools.

In preparation for a new focus on WASH in institutions in the Eastern and Southern Africa region, UNICEF completed a scoping study on both WASH in schools and health-care facilities to review evidence, bottlenecks and programming opportunities, covering 21 countries.<sup>72</sup> In the Europe and Central Asian region, UNICEF supported WHO and the United Nations Economic Commission for Europe to develop an information package for teachers on WASH in schools.<sup>73</sup>

UNICEF promotes the Three Star Approach through which schools are encouraged to take incremental and cost-effective steps to ensure that all students wash their hands with soap, have drinking-water in the classroom, and access to clean, gender-segregated and child-friendly toilets at school. In 2019, UNICEF country offices report that local variations of the approach were newly introduced in over 96,000 schools in 31 countries. The vast majority are in India, where the approach has been institutionalized, and where UNICEF is currently targeting 150,000 schools for 'upgradation' from one or two star status to three star status. In some countries, incentives are available for schools to make the transition to a star school: In Nepal this comes in the form of sanitary pads, and in Sri Lanka as access to funds for WASH facility improvements. In other countries, including Cambodia, the Lao People's Democratic Republic and Sri Lanka, components of the approach, such as daily group hand washing, have been incorporated into national policy. In Madagascar, the approach has been fully institutionalized country-wide (*see Case Study 3*).

The importance of the Three Star Approach, with its focus on hand washing with soap, has come into sharp focus as the world confronts the COVID-19 pandemic. An expansion of this and similar approaches helps to protect children while they are at school, while instilling hand washing as a habit protects communities and society as a whole.

## Case Study 3: Madagascar: Institutionalization of the Three Star Approach to WASH in schools

The Three-Star Approach promotes key improvements to WASH facilities and hygiene practices in schools, starting with low-cost interventions carried out by schools and communities themselves, with strategic support from government and support agencies as needed. After achieving the first One Star level, the schools move incrementally up the ladder until national WASH in schools standards are reached. Developed by UNICEF and Deutsche Gesellschaft für Internationale Zusammenarbeit (GIZ) in 2014, the approach was introduced the same year in Madagascar through UNICEF programmes.

Seed support from UNICEF, government and other support agencies includes the provision of water filters, soap and other supplies to schools with private sector partners, together with community engagement through WASH committees, and significant investments in teacher training and developing educational materials. UNICEF has also facilitated improved coordination among all stakeholders working in this area, and continuously engaged with government partners in the education, WASH and health sectors on policy and strategy development.

In 2017, the approach was formally adopted by the Ministry of Education under the revised national WASH-Friendly Schools (*École Amie de WASH*) programme, with three levels of service and a certification procedure.

### WASH-friendly schools: Three levels of service

Level 1	All schoolchildren and staff have access to drinking-water and fly-proof latrines, and practice hand washing with water and soap
Level 2	Sanitation facilities are upgraded to improved latrines and girls are provided with a dedicated private space for menstrual hygiene
Level 3	All water, sanitation and hygiene infrastructure in the school meets national standards



Image from a WASH-friendly schools promotional video

In 2018, the approach was included in the 2018–2022 Education Sector Plan, the first to highlight the fundamental role of WASH for the promotion of healthy behaviour and a safe environment for children in school. By the end of 2019, it had been introduced in 2,750 schools – more than 10 per cent of the country's primary schools.

The programme's success is due to a range of factors, particularly continuous UNICEF engagement with stakeholders at all levels, including communities, education officials, school staff, NGOs and government partners. As more schools achieve Level 1 status, the challenge is to ensure the more intensive government support required to move up to subsequent levels of service, in what remains a resource-poor environment.



UNICEF has refined its organization-wide system for monitoring the enabling environment for WASH in institutions, and now gathers information on 10 separate areas of the enabling environment for both WASH in schools and WASH in health-care facilities. As detailed in Figure 23 in the WASH in health-care facilities section below, a significant number of countries have made advances in the areas of standards development and monitoring. However, in other areas progress is more limited, notably in funding and developing regulations related to WASH in schools.

In the Philippines, UNICEF is working with the Department of Education and the Bill & Melinda Gates Foundation to model new behaviour change techniques to promote hand washing with soap by students at critical times (after toilet use and before eating). After two pilot phases, assessments have shown that while the interventions have boosted knowledge levels and had other positive outcomes, there has not yet been a significant rise in actual hand-washing practices, a finding that underlines the complexity of behaviour change programming. A third phase is planned to further refine techniques.

Elsewhere, UNICEF is supporting other hand-washing promotion techniques, such as in Burkina Faso, through 'nudging' techniques using attractive hand-washing facilities in schools, and in China, through the expansion of combined water-saving toilets and hand-washing facilities.

The seventh WASH in Schools International Learning Exchanges was hosted by the Government of the

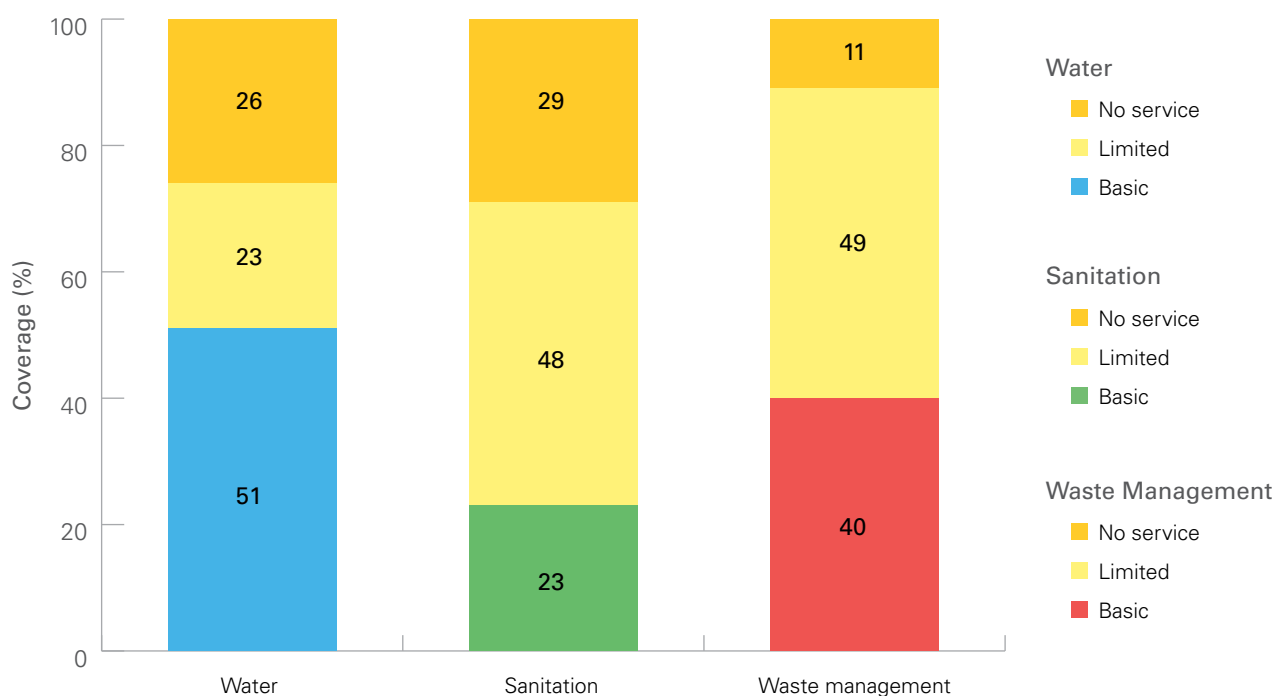
Philippines in 2019 with support from GIZ and UNICEF. A total of 191 participants from 16 countries in the South Asia and East Asia and Pacific regions achieved consensus on the four priority actions required to achieve universal WASH coverage in schools: increased education sector ownership and leadership, alignment of national standards with SDG standards, improved monitoring, and increased investment.

## WASH in health-care facilities

The JMP published the first global report on WASH in health-care facilities in 2019. This establishes national, regional and global baseline estimates that will be used for monitoring progress on the SDG targets for universal access to WASH (SDG Targets 6.1 and 6.2) and for universal health coverage (SDG Target 3.8).

Data are available from sufficient countries to make a global estimate for water, but not for sanitation, hygiene or waste management. The result for water is that 74 per cent of health-care facilities globally had basic water services in 2016 (the data year of the report), 14 per cent had limited water and 12 per cent had no water at all. There are data from enough countries to enable certain estimates from some regions, including the sub-Saharan Africa SDG region, where just 51 per cent of health-care facilities had access to water, 23 to sanitation and 40 to waste management services (*see Figure 23*).

FIGURE 23: Water, sanitation and waste management services in health-care facilities, sub-Saharan Africa, 2016 (JMP)



Source: JMP (2019).<sup>74</sup>

In the era of the COVID-19 pandemic, a particularly alarming estimate from available JMP data reveals that 40 per cent of health-care facilities do not have soap and water or hand sanitizer at points of care.

Publication of the baseline survey helped to maintain the momentum gained by the United Nations Secretary-General's Call to Action on WASH in health-care facilities in 2018. UNICEF and WHO also published a companion volume that summarized global response to the Call to Action and details eight practical actions that countries can take at national and subnational level to improve WASH in health-care facilities.<sup>75</sup>

At the 72nd World Health Assembly in May 2019, health ministers from all 194 WHO Member States approved a resolution on WASH in health-care facilities. During discussions of the resolution, 32 countries spoke on the fundamental role of WASH in health-care facilities for achieving universal health coverage, improving quality of care and preventing the spread of antimicrobial resistance.

At the global meeting on WASH in health-care facilities held in September 2019, in Zambia, 17 countries made commitments to improve WASH services under the

meeting theme of 'from resolution to revolution'. These include action on developing national standards, the establishment of coordination mechanisms, the definition of standard monitoring indicators and their integration into health information systems, and the inclusion of WASH criteria in national health-care facility certification protocols.

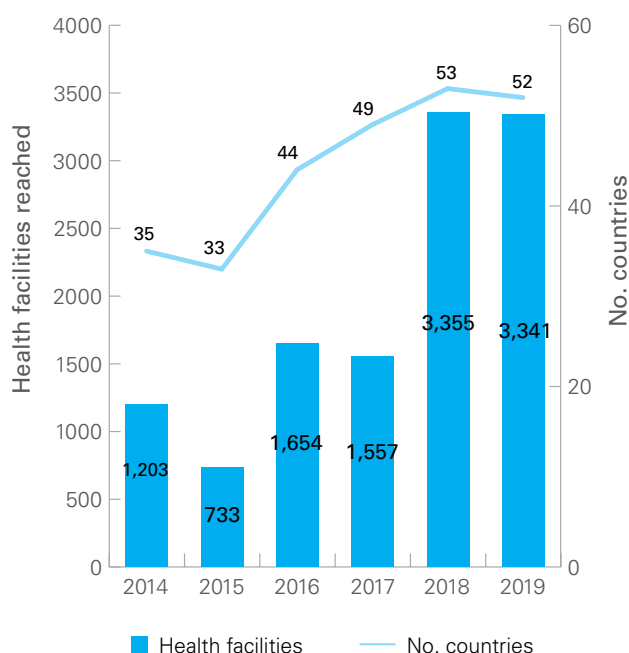
UNICEF contributed to these agendas in its programme countries on a number of fronts: It provided direct support for new WASH services in health-care facilities, advocated at all levels for increased attention and resources, and supported government partners in building enabling environments.

In 2019, UNICEF continued to significantly exceed targets in the construction and rehabilitation of WASH facilities in health centres, with 3,341 centres reached in 52 countries in 2019 (*see Figure 24*). Facilities were constructed in all UNICEF regions, with the highest number (40 per cent) in the West and Central Africa region. The vast majority of centres reached (81 per cent) were in rural areas.

Together with WHO and other partners, UNICEF continued to offer support in shaping enabling environments for WASH in health-care facilities. Such assistance contributed to the development and ministerial endorsement of new national WASH in health-care facilities in Bangladesh, complete with a scale-up programming model and a costed implementation plan. In several countries in the West and Central Africa region, including Burkina Faso, the Democratic Republic of the Congo, Mali and Sierra Leone, new national standards were finalized. In Mozambique, the State of Palestine, Ukraine and Zambia, new technical working groups and standards development processes were launched. Meanwhile in China, renewed focus on the issue led to the National Health Office formally extending the national 'toilet revolution' to health-care facilities by launching a special operation to clean health networks' toilets nationwide.

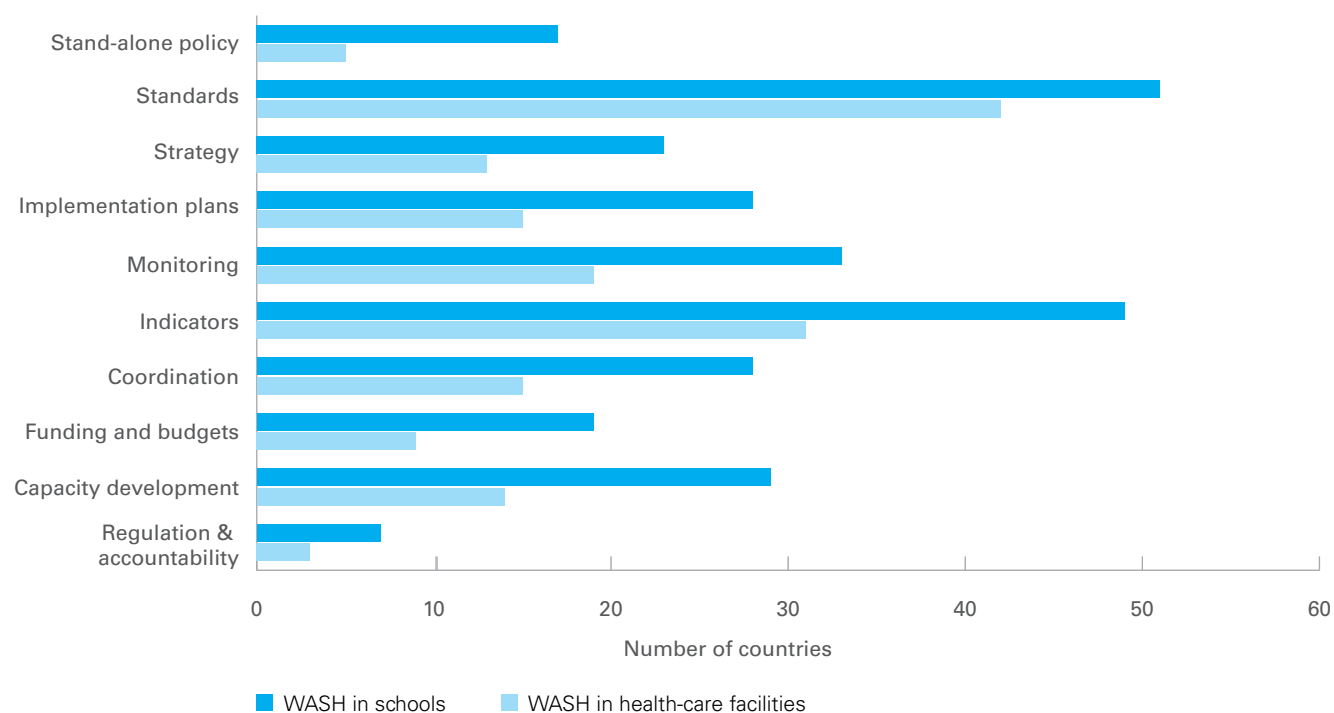
UNICEF expanded and refined its own system for monitoring the enabling environment in 2019 for both WASH in schools and WASH in health-care facilities. The new data set provides information from country offices on the existence of policy, standards and other enabling environment elements (*see Figure 25*). The results show that while standards exist in a significant number of countries, in most other respects the enabling environment is still weak, notably in the areas of policy, regulation and accountability. The figure also shows that the enabling environment for WASH in health-care facilities is generally less advanced than for WASH in schools, a reflection of the fact that WASH in schools programmes have been in place much longer and are more widespread.

FIGURE 24: Health-care facilities gaining access to WASH services through UNICEF direct support, 2014–2019



Source: UNICEF SMQs (2019).<sup>76</sup>

FIGURE 25: National enabling environment for WASH in schools and WASH in health-care facilities, 2019



Source: UNICEF SMQs (2019).<sup>77</sup>

## Emergency WASH

FIGURE 26: Emergency WASH: Progress against Strategic Plan indicators

Strategic Plan Indicators: Emergency WASH	Baseline	2018 progress	2019 progress	2019 milestone	4-year target (2021)
4.a.3. Percentage of UNICEF-targeted population in humanitarian situations provided with a sufficient quantity of water of appropriate quality for drinking, cooking and personal hygiene	91%	104%	100%	95%	100%
4.b.4. Percentage of UNICEF-targeted population in humanitarian situations: (a) provided with access to appropriate sanitation in schools, temporary learning spaces and other child-friendly spaces	76%	82%	67%	82%	88%
4.b.4. Percentage of UNICEF-targeted population in humanitarian situations: (b) provided with menstrual hygiene management services in schools, temporary learning spaces and other child-friendly spaces	8%	53%	68%	18%	28%
4.b.4. Percentage of UNICEF-targeted population in humanitarian situations: (c) provided with access to appropriate WASH facilities for male and female hygiene education in schools, temporary learning spaces and other child-friendly spaces	62%	116%	42%	72%	82%

The impact of climate shocks, infectious disease outbreaks and protracted and intensifying conflicts resulted in an unprecedented number of people – 168 million – expected to be in urgent need of humanitarian assistance in 2020, a figure much higher than predicted a year earlier.<sup>78</sup> UNICEF was again at the forefront of global efforts to respond to emergencies through its WASH programming, with expenses of US\$491 million, just under half (49.5 per cent) of overall WASH spending.

UNICEF also continued to highlight the impact of interrupted WASH services on children in emergencies

and stepped up advocacy and support for more holistic responses in protracted crises, including a focus on more resilient WASH systems and on strengthening the linkages between humanitarian and development programming. The Water Under Fire campaign, launched in early 2019, calls on stakeholders to improve and adequately fund humanitarian response, while also making long-term investments in resilient and sustainable water and sanitation systems to help prevent large-scale collapse of WASH systems in crisis situations (*see Box*).


## The UNICEF Water Under Fire campaign

UNICEF launched the Water Under Fire campaign in March 2019 to draw global attention to three fundamental areas of change that are urgently needed to improve children's access to clean drinking-water, and to save lives in conflicts and crises:

- Stop attacks – deliberate and indiscriminate – on water and sanitation infrastructure and personnel.
- Build a water, sanitation and hygiene (WASH) sector capable of consistently providing high-quality water and sanitation services in emergencies.
- Link life-saving humanitarian responses to the development of sustainable water and sanitation systems for all.

The first volume in the campaign's three-report series, developed jointly with the World Bank and the Global WASH Cluster, is dedicated to the humanitarian–development–peace nexus, which links the 2030 Agenda for Sustainable Development, the United Nations sustaining peace agenda and the core responsibilities of the United Nations Secretary-General's Agenda for Humanity. Drawing out these crucial linkages, the report presents practical and evidence-based water and sanitation solutions that can be replicated and scaled up. It highlights the need for leadership to bring about immediate action to accelerate water and sanitation service delivery in fragile and conflict-affected contexts; prevent water-related tensions between groups and political entities; and ensure the right to water and sanitation for every child.

The *Water Under Fire* report was disseminated widely throughout the year in a range of international forums, including World Water Week, Geneva Peace Week and the Global Refugee Forum, and its recommendations have been supported by key partners and donors, including the Governments of Finland, Germany and the Netherlands, the Swedish International Development Cooperation Agency and the United Kingdom's Department for International Development. In December 2019, the United Nations General Assembly adopted a new resolution on human rights to safe drinking-water and sanitation, which incorporated information from the report on the impacts on children in emergencies.<sup>79</sup> UNICEF is developing a follow-up action plan to further solidify support and action on the report recommendations.





In response to the growing global refugee crisis, UNICEF and UNHCR launched a joint action plan in 2019, A Fair Deal for Refugee Children, which aims to leverage the strengths of each agency to generate practical action on the ground. Under the agreement, each agency has made a series of commitments in existing and new refugee situations

in focus countries. WASH is one of three focal areas of the collaboration and includes joint actions in advocacy, government support and the provision of WASH services for asylum-seeking, refugee and returnee children, their families and the communities that host them.

FIGURE 27: A fair deal for refugee children



## Humanitarian response

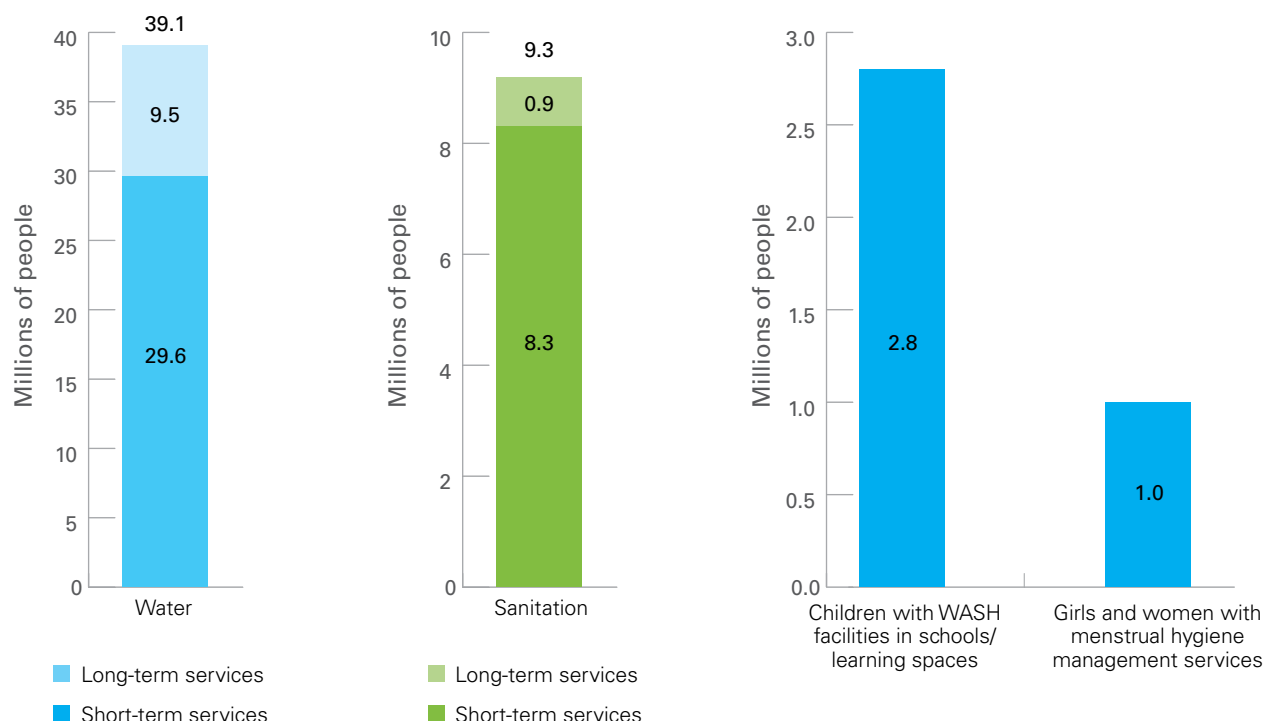
In 2019, UNICEF humanitarian interventions were carried out in response to a wide range of emergency situations. These included large, multifaceted ongoing operations in protracted crises such as in the Syrian Arab Republic, Yemen and the Democratic Republic of the Congo; targeted multisectoral responses to cholera outbreaks including in Cameroon, Somalia and the Sudan; support for displaced, refugee and migrating populations, notably in the Rohingya camps in Bangladesh and for migrants in the Bolivarian Republic of Venezuela and elsewhere in the Americas; and responses to sudden-onset emergencies such as Hurricane Dorian in the Caribbean and Cyclone Idai in southern Africa.

A global total of 39.1 million people gained or regained access to water supplies and 9.3 million people to sanitation services through the UNICEF emergency response programme in 2019. In addition, 2.8 million children were provided with WASH services in their schools and learning spaces and 1 million girls and women were provided with menstrual hygiene management services in emergency and crisis situations. The response reached a total of 64 countries across all programme regions.



Sana Ibrahim Abdel Rehman, 9 years old, loads water-filled jerrycans into her wheelbarrow at a UNICEF-supported water collection point in Abu Shouk Internally Displaced Persons Camp just outside the city of El-Fasher, the capital of the state of North Darfur, the Sudan

FIGURE 28: UNICEF emergency WASH beneficiaries, 2019



Source: UNICEF SMQs (2019).<sup>80</sup>

As shown in Figure 28, most people are reached with water and sanitation interventions designed to meet immediate needs to save lives, thus fulfilling their rights. These include water trucking and purification, and the construction of toilet facilities in refugee camps and transit centres. In some cases, more durable, long-term water and sanitation facilities are constructed, designed to continue functioning after the emergency is over, among them facilities in host communities.

The 2019 reporting year was the first for which UNICEF obtained comprehensive data, disaggregating the level of humanitarian response between urban and rural areas. The results show that a very significant proportion of total beneficiaries, just under 60 per cent, live in cities and towns. This high proportion of urban beneficiaries is partly due to the large response programmes in the Syrian Arab Republic and neighbouring countries, which have relatively high urban populations. In sub-Saharan Africa, fewer than 25 per cent of emergency WASH beneficiaries live in urban areas.

In many cases, emergency response is in countries where UNICEF already supports WASH development programmes, which facilitates the organization's ability to mount timely, high-quality and context-appropriate interventions. In countries without existing WASH programmes, UNICEF draws on its surge capacity, including temporary placements of experienced staff and UNICEF Emergency Response Teams, along with the resources of the Global WASH Cluster (*see Capacity-building section below*). Examples in 2019 include WASH responses to climate and weather-related emergencies in the Bahamas (Hurricane Dorian), Honduras (drought), El Salvador (flooding) and Paraguay (flooding). In the Bolivarian Republic of Venezuela, a country where UNICEF has never had a substantial WASH programme, it led a large response programme in 2019 (*see Case Study 4*).

## Case Study 4: Bolivarian Republic of Venezuela: Emergency WASH response

The deepening crisis in the Bolivarian Republic of Venezuela has had a significant impact on the country's water and sanitation systems, with an estimated 4.3 million people left without adequate WASH services, one fifth of households relying on highly intermittent water supplies, and the majority of health-care facilities and schools experiencing water supply shortages. In response, UNICEF launched the country's first large-scale emergency WASH programme in March 2019, while also leading sector coordination and local capacity-building efforts with the WASH Cluster.

Immediate response reached more than 815,000 people through the emergency repair of water and sanitation systems, the provision of water treatment chemicals, the chlorination of water points, water quality monitoring services, support for system operation and management, and the delivery of essential supplies in schools and health-care facilities. The response included an emergency water trucking operation that provided safe water in areas where systems had broken down.

While this initial effort was critical to avoid a complete breakdown in the provision of water and sanitation, much more is needed to reach additional people, and to ensure that systems remain functional to avoid the outbreak of disease. To this end, UNICEF entered into an agreement with the Ministry of Water to support WASH services for up to 2.5 million people over a four-year period. Programme design was completed by the end of the year using the UNICEF Return on Investment tool, which aids in selecting the lowest-priced, most effective water supply options considering both capital and operational costs over the lifespan of the operation, along with carbon footprint and equity-related criteria.

Again in 2019, the largest UNICEF humanitarian WASH response programmes were in the Middle East and North Africa region, in particular in the Syrian Arab Republic and its neighbouring countries, and in Yemen. The UNICEF response in the Syrian Arab Republic helped more than 4.7 million people to retain access to safe water through the rehabilitation and construction of systems, and provided an additional 1.3 million with immediate life-saving WASH services. In addition, over 1.1 million people were given access to adequate sanitation through system repair and rehabilitation. More than 70 per cent of these beneficiaries were in cities and towns. UNICEF also continued to support the provision of WASH services for Syrian refugees in camps and host communities in Iraq, Jordan and Lebanon in 2019. In Yemen, it supported the operation, maintenance and rehabilitation of water systems for 7.2 million people and sanitation systems for over 3.8 million, and reached millions more through cholera prevention and response support (*see next section*). In all cases, UNICEF also invested in institutional capacity-building of government and other partners to ensure the sustainability and resilience of WASH systems.

The largest UNICEF WASH response to a sudden onset emergency in 2019 was in Mozambique, after two category 4 cyclones hit central and northern areas of the country. As WASH cluster lead agency, UNICEF coordinated the response of more than 100 partners to provide a rapid and coordinated response to the emergency. Its direct response included the rapid restoration of water networks in urban centres for 580,000 people, together with the construction of WASH facilities for approximately 94,000

people in rural resettlement sites in three provinces. A real-time evaluation of the response in Mozambique and the neighbouring countries of Malawi and Zimbabwe found that the successful response programme was largely the result of robust preparedness in Mozambique due to existing contingency programme cooperation agreements, strong standby partnerships that facilitated a rapid surge response, and established sector tools and standards.<sup>81</sup> Solar-powered water systems previously constructed with UNICEF support were among the most resilient systems in the region, continuing to function during the emergency, unlike many handpump systems and those relying on the electricity grid.

The success of this intervention is especially notable, given that over the same period the UNICEF WASH programme was providing emergency response interventions for the cholera outbreak in the country and in conflict zones, while also supporting a large-scale development WASH programme.

## Response to cholera and other disease outbreaks

In February 2020 Haiti achieved an important milestone: a full year passed without a single cholera case, the first time since the outbreak began in 2010. This success is attributed to a national strategy, supported by UNICEF, which emphasizes coordinated multisectoral action linking humanitarian and development action under





During a household visit, a community health worker demonstrates handwashing with soap during a session on breastfeeding in a village in the Roseires locality of Blue Nile State in Sudan

© UNICEF/UN1236315/Noorani

government leadership. This includes rapid response teams that react in real time to every suspected cholera case with a combination of communication, health and WASH interventions in both the affected and neighbouring households, combined with longer-term WASH interventions including the construction of water and sanitation infrastructure. The cholera outbreak is not over – a full three years of zero cases is necessary for that – and UNICEF and other partners continue to provide extensive support to government-led programming through a new two-year action plan based on this strategy.

The world's largest cholera response by far continues to be in Yemen, where UNICEF reached more than 10 million people with preventive interventions against suspected cholera and other waterborne diseases through the deployment of 750 WASH rapid response teams in 21 governorates. The teams held community engagement sessions on hygiene awareness, carried out water point disinfection, and distributed chlorination tablets and

hygiene kits. This large-scale response was reinforced with support missions from both the Global WASH Cluster's Field Support Teams and UNICEF Emergency Response Teams (*see below*). In line with lessons from Haiti, UNICEF has refined support strategies in Yemen to emphasize longer-term support, including through the construction and rehabilitation of durable WASH systems, which in 2019 helped 7.2 million people to gain sustained access to water and 3.8 million people to access sanitation in conflict- and cholera-affected regions.

Elsewhere, UNICEF rapid response and longer-term sectoral support helped to minimize cholera outbreaks, including in the Sudan, where multisectoral responses to a 2019 outbreak helped to keep cases and fatalities at much lower levels than a similar outbreak in 2016. In Malawi, Mozambique and Zimbabwe, a real-time evaluation found that the UNICEF response was instrumental in minimizing the severity of cholera during the Cyclone Idai emergency, preventing a double disaster.<sup>82</sup>



Regional offices provided a range of technical backstopping, capacity and related support for cholera programming. For example, in the Eastern and Southern Africa region, where the disease is endemic and widespread, activities implemented under the regional cholera framework in 2019 included the completion of cholera epidemiological hot spot studies in 8 countries (and ongoing in 3 additional ones), publication of 10 cholera bulletins, support for strengthened national information management systems, and on-site technical assistance in 4 countries. UNICEF also hosts cholera monitoring platforms in the Eastern and Southern Africa, West and Central Africa, and Middle East and North Africa regions, which are widely used by partners.

UNICEF continued to participate in the Global Task Force on Cholera Control and chair its working group on WASH. Through the working group, UNICEF helped to develop the new 'Technical Note on Water, Sanitation and Hygiene and Infection Prevention and Control in Cholera Treatment Structures',<sup>83</sup> drawing on extensive work at country level. UNICEF is also leading work on efforts to better coordinate cholera vaccination campaigns with WASH interventions, and is developing new guidance material on rapid response team deployments for case-area targeted interventions based on review findings of its experiences in Haiti, Nigeria, South Sudan and Yemen.<sup>84</sup>

In the Democratic Republic of the Congo, UNICEF played a key role in the prevention and control of Ebola virus disease, with a multipronged response focusing on halting its spread. This included the:

- Construction and rehabilitation of water, sanitation, washing and waste disposal facilities in 3,402 health centres
- Provision of hand-washing facilities in 2,744 schools and 9,894 community sites (ports, market places, local restaurants, churches)
- Provision of WASH kits and awareness-raising for traditional health practitioners
- Joint supervision with partners of health infrastructure to facilitate the development of efficient, sustainable and high-quality programmes.

UNICEF is involved in WASH-related measures to control other disease outbreaks, including support in tackling measles in several sub-Saharan African countries. In the Latin and Central America region, it conducted a training programme on cross-sectoral approaches to managing arboviral disease outbreaks. UNICEF is also working to control the spread of disease in health-care facilities in both emergency and development contexts.

In December 2019, UNICEF initiated COVID-19 support in China, mainly in the form of procuring critical medical supplies and engaging with health authorities, including on hygiene and sanitation in health-care facilities. At the time of the writing of this report, this engagement had expanded worldwide, with WASH-related responses focusing on

guidance and supplies for hand washing with soap, other risk communication messages, and support for WASH systems and services in health-care facilities.

## Humanitarian WASH coordination and capacity-building

UNICEF continues to build staff capacity for emergency WASH programming through its WASH in Emergencies course. A total of four week-long sessions were held in 2019 in Bangladesh, Ethiopia, Djibouti and Pakistan. A total of 76 UNICEF participants and 24 participants from other agencies in 21 countries participated in the course. Since its inception 10 years ago, the course has trained more than 1,000 people.

The largest emergency response programmes are in countries with protracted complex emergencies (such as the Syrian Arab Republic and Yemen) or those with large development WASH programmes that are regularly impacted by emergencies (such as Ethiopia and Mozambique). In these countries, UNICEF WASH staff are already present, helping to ensure that UNICEF is often among the first substantial responders on the ground. When needed UNICEF uses its organizational surge response capacity to reinforce staff in these countries and to respond to sudden-onset emergencies in countries without WASH programmes. This capacity includes temporary secondments of staff from throughout the organization, as well as support missions by the dedicated Emergency Response Team. This consists of 2 humanitarian WASH experts, who, in 2019, conducted 8 missions to 6 countries for a total of 298 days, in addition to providing a wide range of remote support. Examples include the development of a cholera response strategy for the Democratic Republic of the Congo, support for emergency programme planning in Ukraine, and capacity-building and support on improving the cost efficiencies of response programmes.

UNICEF commissioned several independent evaluations and reviews of its emergency WASH programming in 2019. Examples include:

- A real-time evaluation of the cyclone emergency in Southern Africa
- An evaluation of the UNICEF WASH response in refugee camps in Jordan, which found the programme to be largely successful in the provision of life-saving WASH services for Syrian refugees, including the most vulnerable groups
- An evaluation of a broad child survival response in South Sudan, which resulted in positive WASH outcomes despite a challenging programming environment
- An evaluation of a WASH development project in Somalia, which found that its success was underpinned by previously planned interventions in response to the 2016–2017 drought emergency.<sup>85</sup>

As part of the Global WASH Cluster, which it leads under the Inter-Agency Standing Committee (IASC) cluster system, UNICEF carried out a humanitarian action review of emergency response in Iraq, where it has conducted one of its largest ever emergency programmes. The review highlighted the programme's success in saving lives and preventing disease outbreaks, especially through the focus on WASH system operation, repair and rehabilitation. The findings were used to develop an action plan for the transition to government-led WASH coordination.


The Global WASH Cluster acts as the formal coordination and institutional strengthening platform for humanitarian WASH actors, and as Cluster lead agency UNICEF works to strengthen system-wide preparedness and capacity to respond to humanitarian emergencies, and to provide clear leadership and accountability in the main areas of humanitarian response. The Global WASH Cluster is currently made up of 77 members comprising United Nations agencies, government representatives, international NGOs, the International Federation of Red Cross and Red Crescent Societies, academic institutions and observers.

In 2019, WASH clusters were active in 23 countries where the cluster approach was formally activated by the IASC. In each of these countries, UNICEF was the lead or co-lead of the WASH cluster. UNICEF also plays a leadership role in the coordination of humanitarian interventions in non-cluster countries. In 2019, UNICEF assumed a humanitarian WASH leadership role in 78 countries, including in countries under the cluster approach and other countries with humanitarian response programmes.

The Global WASH Cluster manages a WASH Field Support Team, which in 2019 was deployed 29 times to 17 countries for a total of 1,409 person-days. Highlights of this support during the year included staffing the WASH Cluster in the Mozambique cyclone emergency, support for coordination and monitoring in Burkina Faso, and coordination and capacity-building support for the new Cluster in the Bolivarian Republic of Venezuela.

The Global WASH Cluster commissioned a number of reviews in 2019 as inputs into the development of a new cluster road map for the 2020–2025 period with the goal of ensuring that the WASH sector will have the capacity and resources to deliver in emergencies at scale, anywhere and at any time. A study on the capacity of the WASH sector emergency response examined the technical, financial and human resource capacity, as well as that of WASH actors to respond to emergencies in contexts where access is difficult, and where speed and flexibility are required in operations.<sup>66</sup> A review of evidence of the successes and challenges of coordination in humanitarian response identified the strengths of the cluster approach as it has evolved over time, together with challenges related to cross-cluster coordination, accountability to beneficiaries, coordination with national governments and transitioning from humanitarian response to development.<sup>67</sup>

Through its own programmes, the Water Under Fire campaign and other advocacy efforts, UNICEF makes efforts to bridge humanitarian response and development programmes to meet both children's survival and development needs by working across the emergency-development continuum and building the resilience of communities and sectors to endure shocks and crises. Efforts in this area include investing early in WASH resilience, prior to humanitarian crisis, so as to reverse WASH system decline and protect gains made towards achieving the Sustainable Development Goals. This includes establishing water service delivery models, such as Public Private Partnerships, which can successfully operate throughout conflict and natural disasters. When countries are affected by a crisis or disaster, UNICEF encourages funding partners to invest in multi-year solutions from the onset of the emergency. In its work with government partners and other stakeholders, UNICEF strives to ensure that WASH sector development programming tools are fully risk-informed, and that water and sanitation systems are climate- and emergency-resilient.



A young student washes her hands as part of a demonstration during Global Handwashing Day in Beni, North Kivu province, Democratic Republic of the Congo on 15 October 2019

# Enabling environment

UNICEF uses an integrated approach to strengthen national sector systems based on the five enabling environment 'building blocks' developed under the Sanitation and Water for All (SWA) partnership: (1) policy and strategy; (2) institutional arrangements; (3) sector financing; (4) planning, monitoring and review; and (5) capacity development. In consultation with partners, UNICEF selects what types of support provide the greatest strategic value, with an emphasis on interventions that progressively strengthen national systems as a whole to deliver sustainable WASH services at scale.

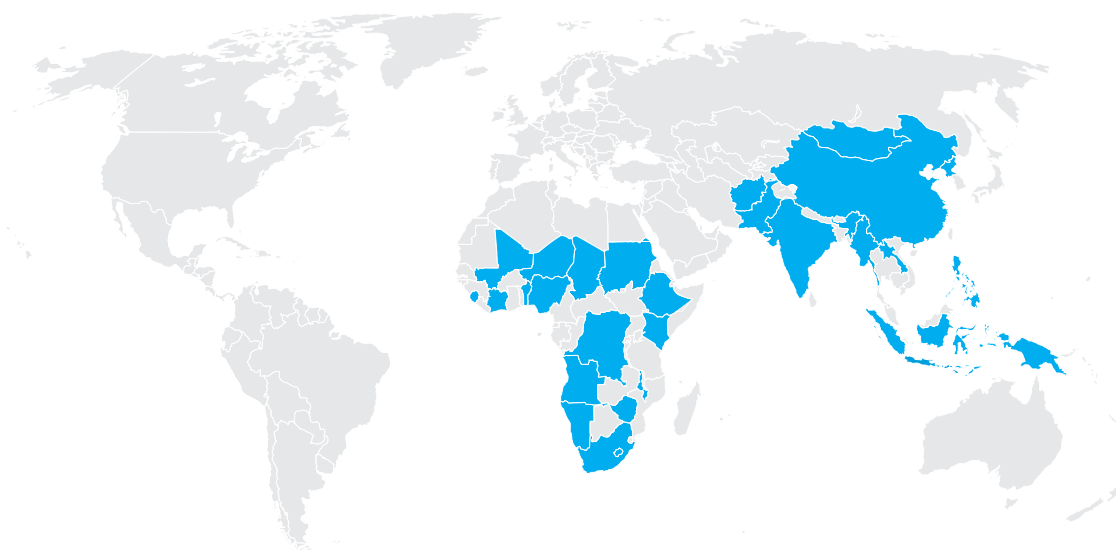
A 2019 review of these system strengthening efforts showed that substantial results have been achieved at global, regional and country levels. The review also showed that progress has been mixed across enabling environment areas, and that efforts should be accelerated at country level. The review identified in particular three components (leveraging sectoral funding, reducing disparities and improving sustainability) where greater efforts are required.<sup>88</sup>

## Policy and institutional development

In 2019, UNICEF worked with government and other partners to help develop new national WASH policies and strategies in several countries. Examples include an urban WASH policy in Sierra Leone, a sanitation and hygiene policy and strategy in Zimbabwe, a multisectoral menstrual hygiene and health strategy in Bangladesh, and the subregional Pacific WASH policy, developed jointly with WHO and the Pacific Community. Since the launch of the UNICEF global WASH Strategy in 2016, which stresses the need to strengthen national enabling environments, the organization's advocacy and support have led to major new sectoral policies and strategies in a total of 43 countries across most programming regions (see Figure 29).

The most common policy area is sanitation and hygiene, a reflection of the need for revamped strategies and programming directions in this sector, a strong area of focus for UNICEF. The fewest policies and strategies are in the area of WASH in health-care facilities, since it is a

FIGURE 29: Major national legislative, policy or strategy instruments developed with the support of UNICEF, 2016–2019



*Instruments with a main focus on water:* Colombia, Côte d'Ivoire, the Democratic People's Republic of Korea, the Democratic Republic of the Congo, Ecuador, Haiti, India, Indonesia, Myanmar, Pakistan, Rwanda, Sierra Leone and the Sudan.

*Instruments with a main focus on sanitation and hygiene:* Angola, Bangladesh, Bhutan, Cameroon, Chad, the Democratic Republic of the Congo, Djibouti, Eswatini, the Gambia, Haiti, India, Indonesia, Kenya, the Lao People's Democratic Republic, Lesotho, Malawi, Mali, Mongolia, Myanmar, Namibia, the Niger, Nigeria, Pakistan, the Philippines, Rwanda, Sao Tome and Principe, South Africa, the Sudan and Zimbabwe.

*Instruments with a main focus on institutional WASH:* Afghanistan, Cambodia, Cameroon, Chad, China, Ethiopia, Fiji, Indonesia, Kiribati, the Lao People's Democratic Republic, Mali, Myanmar, Papua New Guinea and Timor-Leste.

relatively new area of focus for UNICEF and its partners. A new policy instrument is often the result of years of continuous engagement with government partners, especially in the case of WASH in institutions, since there are usually several sectoral ministries involved (including those responsible for health, education, water, sanitation and rural development).

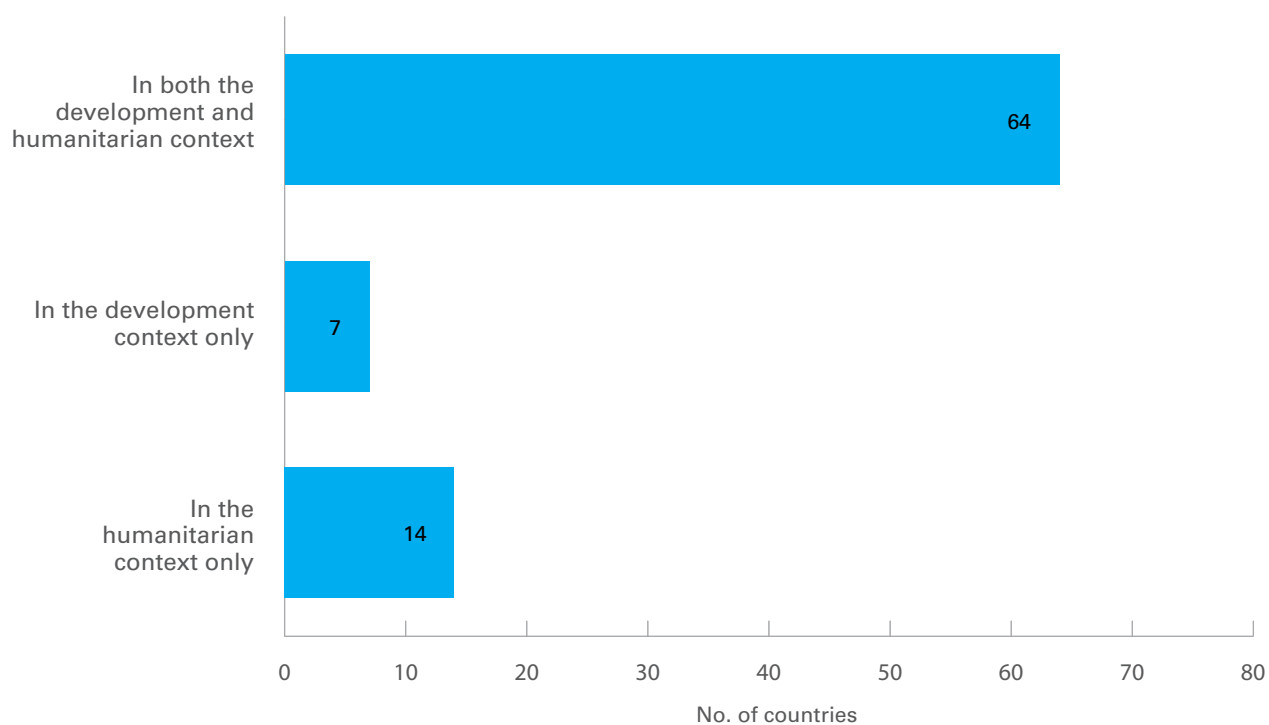
At global level, the UNICEF WASH programme in the medium term is guided by the UNICEF Strategic Plan, 2018–2021. The WASH programme is also guided by the global WASH Strategy, and sanitation and water ‘game plans’ that define the UNICEF contributions to SDG 6. The game plan to end open defecation, launched in 2018, focuses efforts in the 26 countries that have 90 per cent of the global open defecation burden. Under this plan, UNICEF provides in-country support to develop road maps, costed plans and other enabling environment elements to end open defecation. At the end of 2019, 19 countries had developed national road maps, and 18 had developed costed plans (*see the Sanitation and hygiene section*).

The water game plan, to be finalized in 2020, provides guidance to country offices on programming to achieve Strategic Plan goals and SDG water targets. Using a multi-variable index that takes into account coverage and rates of progress as well as fragility and the impact of climate change, the plan identifies 33 focus countries. Here, UNICEF will focus on supporting governments and other actors, including communities and water utilities, to help

households move up the sanitation service ladder towards the SDG target of safely managed water. Programming will stress the provision of universal access to climate- and emergency-resilient services, while improving water safety and sustainability.

UNICEF plays a leadership and convening role in the WASH sector in most countries where it has a significant presence. This includes chairing formal consultative or coordination mechanisms, including the WASH Cluster, donor partner groups, sector-wide investment programmes, joint sector reviews, and a variety of ad hoc and subsectoral mechanisms at both national and subnational levels. Such leadership and engagement in sector processes and dialogue at all levels allows UNICEF to influence the WASH sector and leverage results. It is often the natural choice for the leadership role due to the size of its country programmes, technical capacity, in-country national and international staff presence and long-running relationships with government partners (in some countries, UNICEF has been continuously engaged in WASH programming for more than 40 years). Eighty-five country offices reported that UNICEF had a leadership role (chairing or co-chairing) in sectoral coordination mechanisms in 2019, in most cases in both the humanitarian and development spheres (*see Figure 30*). In addition to its extensive work with governments at all levels, UNICEF works with a wide range of NGOs, civil society bodies, private companies, professional associations, advocacy groups and many other partners (*see Annex 2 for a full list of partners in 2019*).

FIGURE 30: UNICEF leadership role in national WASH sectoral coordination mechanisms, countries, 2019



Source: UNICEF SMQs (2019).<sup>89</sup>



UNICEF and the Inter-American Development Bank co-convened the sixth SWA sector ministers' meeting in Costa Rica in 2019, in which more than 250 people, including over 50 ministers, discussed experiences and challenges in meeting the SDG targets for universal access to safely managed water, sanitation and hygiene services, while leaving no one behind. Executive Director Henrietta Fore gave opening remarks, hosted discussions on WASH financing, and held bilateral meetings with country delegations and key partners.

In addition to its work with the SWA, UNICEF plays an active role in other sectoral partnerships and coordination mechanisms at global level, to mobilize political leadership and financing for WASH, improve sectoral results, develop collaborative approaches, generate evidence and raise awareness on the importance of effective WASH policies and programmes, and encourage learning and information sharing. These include UN-Water, the JMP, the Rural Water Supply Network, the Toilet Board Coalition, the Global Task Force for Cholera Control, WASH in Schools and WASH in Health Care Facilities global networks, the Public-Private Partnership for Handwashing with Soap, the WASH4Work Partnership, and the Sanitation and Hygiene Applied Research for Equity consortium. UNICEF plays a lead role in several of these partnerships, for example, chairing the Global Task Force for Cholera Control.

At regional level, UNICEF is also involved in a range of coordination bodies. One example is the African Ministers' Council on Water (AMCOW), with which UNICEF has a long-running relationship, including through the AfricaSan conferences. UNICEF supports AMCOW in a variety of ways, including through the development of national plans and financing strategies, and the mobilization of resources for the 2015 Ngor commitments on universal access to sanitation and hygiene in Africa by 2030.<sup>90</sup>

UNICEF is also a stakeholder in the other regional periodical sanitation conferences, including the South Asian Conference on Sanitation (SACOSAN) in South Asia and LatinoSan in Latin and Central America, and works with regional coordination bodies on sectoral issues such as the Association of Southeast Asian Nations and the League of Arab States.

Notable examples of the organization's close collaboration with United Nations agencies include those with WHO (on monitoring WASH in health-care facilities and water quality), the United Nations Development Programme (UNDP) and the United Nations Environment Programme (UNEP) (climate change and WASH), UN-Habitat (urban WASH programming) and UNHCR (WASH services for refugee and vulnerable populations).

UNICEF again expanded its engagement with the private sector in 2019, on a number of fronts. UNICEF is helping to build capacity of the local private sector, working with companies to encourage innovation, facilitating public-private partnerships (PPPs) arrangements for water supply system construction and management, and working with LIXIL in a shared-value partnership for sanitation marketing.

UNICEF also continued to be a member of the expanding WASH4WORK global partnership that engages with businesses on WASH-related issues in the workplace, in communities where workers live and across supply chains. UNICEF is also engaging with the private sector on financing national programmes (*see Annex 1: Financial report*).

In Nigeria, UNICEF supported a new business partnership, the Organized Private Sector in WASH and the Federal Ministry of Water Resources in organizing a national forum to explore the potential of the Nigerian private sector's involvement in the national campaign to end open defecation by 2025. UNICEF conducted a comprehensive mapping of the country's private sector, which demonstrated the potential for its involvement in areas including communication, construction, infrastructure management, training and financing.

## Sector financing

UNICEF developed three investment cases for WASH aimed at the private sector in 2019: one on general WASH programming, one on adapting water and sanitation systems to climate change and one on WASH in emergencies. Each publication lays out the sector challenges and investment opportunities, and highlights potential areas for private sector involvement. In addition to presenting new ideas for involvement of private sector actors within traditional areas such as the provision of goods and services, and supply chain strengthening, the investment cases explore expanded roles for businesses in the sector, such as developing innovative technologies, providing special expertise in the area of data analysis and marketing, and leveraging the presence of business within communities to effect change.<sup>91</sup>

UNICEF supported the development of investment cases for WASH at country level in 2019, including in Kiribati, where it worked with the Pacific Community on new ways to finance sector inputs, and in Uganda, where an analysis of sector financing highlighted key funding bottlenecks and led to a new business model involving the private sector and social impact investing for sanitation. Sector finance is also a core part of every WASH Bottleneck Analysis Tool (WASH BAT) exercise conducted with the support of UNICEF, including the 15 carried out in 2019 (*see Planning section*).

In the Eastern and Southern Africa region, UNICEF and the European Investment Bank launched a new initiative aimed at developing blended financing programmes to increase sector financing by combining donor grants and/or loans with domestic sources of funding, including from the private sector. In 2019, the initiative conducted an analysis of the investment environment across the region, identified countries with the highest potential for blended finance programmes in the sector, and conducted in-depth studies that identified bankable projects in three countries (Ethiopia, Malawi and Mozambique).

UNICEF supports a range of initiatives to increase the availability of financing for water and sanitation at community level, including in Ghana where UNICEF seed funds are channelled through two separate mechanisms, providing low-interest loans for household sanitation

facilities from a revolving fund managed through rural and community banks. Related financing systems are ongoing in Mozambique (*see Case Study 5*) and Nigeria (*see Case Study 2*).

## Case Study 5: Mozambique: Innovative community-level WASH financing

In Mozambique, UNICEF is taking a multipronged approach to encourage innovative financing solutions for WASH. These range from small UNICEF-supported grassroots initiatives in villages and towns, to national-level partnerships that are increasing overall sector funding:

- With seed funds from UNICEF, *xitiques* – informal savings groups – are providing flexible loans to help members invest in latrine slabs, and in the process have also become peer-support groups for sanitation in communities.
- The creation of a credit and savings group within the national Association of Sanitation Entrepreneurs with UNICEF seed funds has helped small businesses to expand by enabling them to buy tools and equipment and meet other expenses.
- Seeded with UNICEF funds, a system allows more households to connect to piped water systems by paying in instalments over a two-year period.
- A new system combines training and support for youth-run small-scale drilling enterprises and guarantees the purchase of services over a two-year period contingent on good performance.
- A US\$100 million joint fund for rural WASH launched by the Government and supported by Austria, Switzerland, the United Kingdom, the United States of America and UNICEF includes equity-based targeting and guaranteed funding for focus areas (such as sanitation), along with a system linking disbursements to performance.



Students show their palms as proof after a thorough hand wash at the dedicated hand-washing station in the Pujariguda UGHS school in Rayagada district in the Indian state of Odisha

The Government of Ethiopia approved the second phase of the One WASH National Programme in 2019. With a budget of US\$6.5 billion through its pool fund, to which UNICEF is a contributor, it is the largest sector-wide WASH programme globally. As part of the programme, a comprehensive micro-planning exercise developed a national sanitation investment plan to move households up the service ladder from unimproved and basic sanitation to safely managed sanitation services. The process began at village level, reviewing requirements, local capacity and the calculation of unit costs, which are then validated and harmonized through various administrative levels up to regional level. The resulting detailed investment plans will provide a blueprint for leveraging resources, and targeting and prioritizing investments, throughout the country.

In Indonesia, UNICEF signed a memorandum of understanding with the National Zakat Agency in 2019, which opens up the use of Islamic charity funds for WASH services – part of regional and global efforts to diversify funding for WASH through non-traditional alternatives. A systematic study reviewing this financing alternative is ongoing, with a focus on reducing inequalities in access to WASH.

A number of UNICEF country offices reported substantial new funding for the WASH sector as a result, at least in part, of advocacy and support efforts by UNICEF and partners. The largest budget announcements were in India, where the Government has budgeted US\$12.5 billion for an ODF sustainability programme, and even larger funding levels for piped water supply projects, countrywide. In the Philippines, new advocacy efforts supported by UNICEF and USAID resulted in the largest sanitation budget ever, while in Côte d'Ivoire, the declaration of WASH as a government priority led to substantial new state funding for the sector.

UNICEF uses Value for Money (VfM) analyses to assess and improve cost efficiencies, including both in the ASWA programme countries, supported by the Governments of the Netherlands and the United Kingdom, where the initiative originated, and in other countries. In 2019, a total of 20 countries conducted VfM studies, the highest number ever.

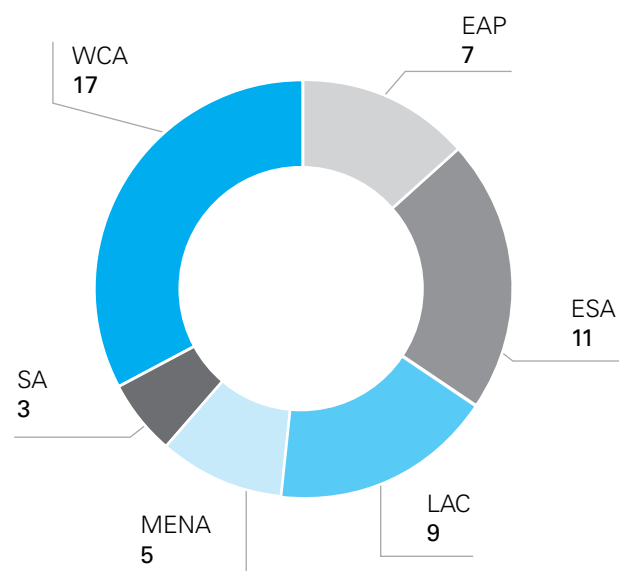
VfM findings have influenced changes in the design of both UNICEF and government programming strategies. For example, in 2019, UNICEF modified its water supply investment strategies in several countries based on the results of VfM studies. Among them was Sierra Leone, where support for dug wells was discontinued based on VfM study results, and Malawi, where solar-piped systems are now prioritized over handpumps, and Ethiopia, where dug wells and spot spring catchment systems are no longer included in the design package for climate-resilient WASH programming. In other countries, the design of sanitation programmes has changed as a result of VfM processes. These include Guinea, where the results of a VfM study helped to fine-tune Community Approaches to Total Sanitation (CATS) programming, placing more emphasis on working with, and building the capacity of, local government bodies. In Mozambique, a systematic VfM approach has been incorporated into the newly launched US\$100 million common fund for rural WASH.

## Planning

UNICEF contributes to national sectoral planning processes in a variety of ways, including through support to government-led coordination forums, participation in processes such as joint sector reviews, and, increasingly, through the use of the WASH BAT.

The WASH BAT methodology facilitates a participatory process in which national stakeholders assess sectoral constraints and develop costed and prioritized plans with the aim of improving the efficiency of resource allocation to achieve more sustainable and equitable outcomes at scale. In 2019, 15 WASH BAT exercises were carried out. Since its development in 2012, the tool has been used in 52 countries, across most UNICEF regions (see Figure 31).<sup>92</sup>

FIGURE 31: WASH BAT exercises, number of countries by region, 2012–2019



Source: UNICEF SMQs (2019).<sup>93</sup> Notes: EAP, East Asia and the Pacific; ECA, Europe and Central Asia; ESA, Eastern and Southern Africa; LAC, Latin America and the Caribbean; MENA, Middle East and North Africa; SA, South Asia; WCA, West and Central Africa.

WASH BAT exercises are used in a variety of ways in programme countries, including the following recent country examples:

- Zimbabwe: A 2019 WASH BAT exercise and a national sector review were key inputs for the first joint sector review held in the country since 2011.
- Eritrea: The WASH BAT exercise included a sector-wide bottleneck analysis and helped to define priorities for strengthening the national enabling environment.
- Syrian Arab Republic: The country's first WASH BAT exercise led to a series of recommendations, including in the area of coordination and the need for an intersectoral working group.
- Pakistan: WASH BAT exercises are conducted as part of the government planning cycle, and have been applied in new provinces.
- ASWA countries: WASH BAT exercises are used to assess enabling environment outputs from both ASWA project activities and overall efforts in the sector.
- The Lao People's Democratic Republic: The 2019 WASH BAT exercise identified key district-level bottlenecks and was used to draft District Activity Plans.

- Lesotho: The country's first WASH BAT exercise was a key input for developing a revised rural sanitation approach, which will be launched in 2020.
- Bangladesh: A national workshop validated the findings of eight subnational WASH BAT exercises, and findings were used to develop a Bangladesh SWA report, and as an input for the new national WASH in Health Care Facility Strategy and the ongoing review of the national water supply and sanitation strategy.

Also in 2019, UNICEF initiated a process to review and refine WASH BAT methodology, and worked with the Global WASH Cluster to develop assessment criteria specific to fragile countries and to strengthen climate resilience analysis tools.

UNICEF also contributed to the 2019 UN-Water GLAAS status report as a reviewer, which involved surveys of 29 external support agencies and 115 countries and territories.

## Evaluation and monitoring

As detailed in Figure 32, UNICEF completed 11 WASH-related evaluations in 2019. The list includes an independent evaluation of the regional UNICEF WASH programme in East Asia and the Pacific, the first such regional evaluation for UNICEF. The findings are being used as primary input for a strategic shift in programme focus on upstream support to countries as they move beyond basic services to safely managed water and sanitation systems.

FIGURE 32: UNICEF WASH evaluations completed in 2019

East Asia and Pacific region	Formative evaluation of UNICEF WASH regional and country programming strategies in the East Asia and Pacific Islands region, 2014–2017/8, 2019
Jordan	Evaluation of WASH services in camps and host communities, 2019
Malawi	Evaluation of the Community-Led Total Sanitation and Hygiene Programme Phase I: (Qualitative and Secondary Quantitative Analysis), 2019
Somalia	Final evaluation of the Improving Children's Access to Water and Sanitation project in Somalia, 2019
India	Macroeconomic impact evaluation of the Clean India Mission, 2019
Ghana	WASH Summative Evaluation: Accelerated Sanitation Programme (2015–2019), 2019
Ghana	WASH Summative Evaluation: Enhanced Sanitation Programme (2012–2018), 2019
South Sudan	Evaluation of the UNICEF Response to the Humanitarian Crisis in South Sudan – Part 1: (Child Survival – WASH, Health, Nutrition and related issues), 2019
Mali	Evaluation du programme WASH à l'école au Mali (2014–2017), 2019
Central African Republic	Summative evaluation of the Community-Led Total Sanitation project in the Central African Republic, 2019
Zambia	Final evaluation of the Zambia Sanitation and Hygiene Programme, 2019

UNICEF commissioned an evaluation of the *Swachh Bharat* rural sanitation campaign in India in 2019, drawing on a related study in 2018 but widening the assessment to include the impact on the economy and household economies. The evaluation found that the health and other benefits from the rapid increase in national rural sanitation coverage (which, according to national figures, increased from 41 per cent in 2013–14 to 90 per cent in 2018–19) had a range of economic impacts including:

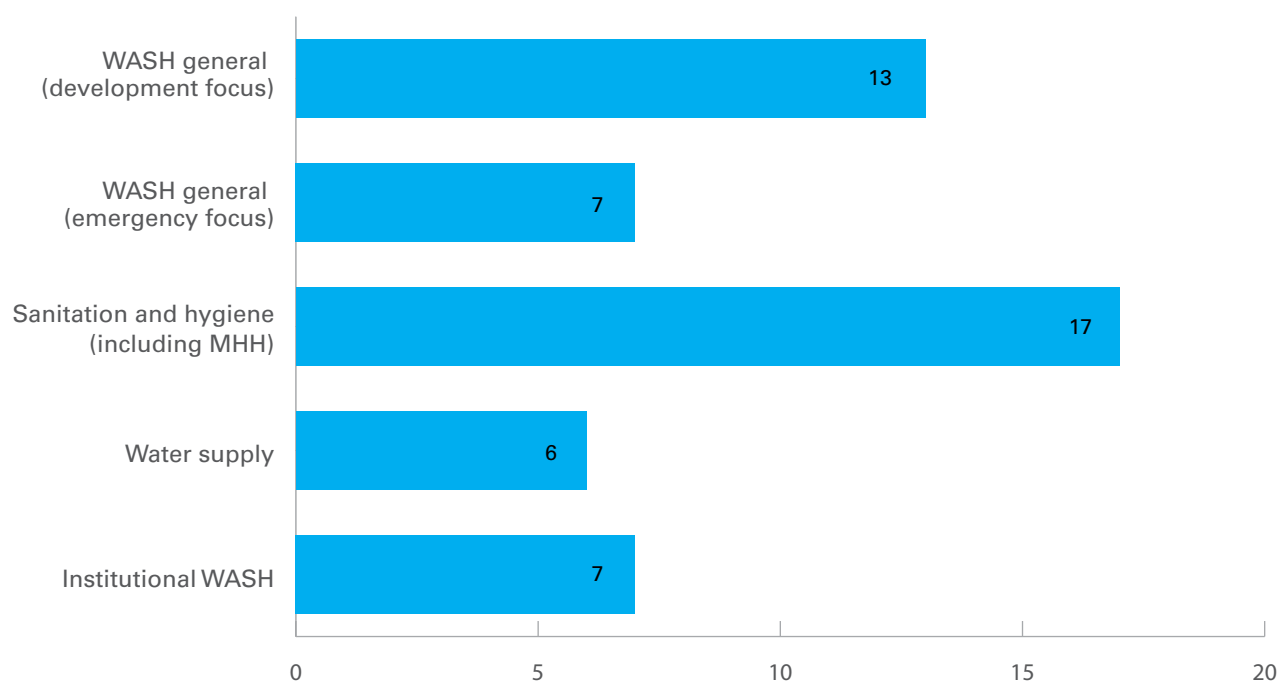
- Cumulative savings to the national economy of approximately US\$360 billion over the five-year period, due to the benefits of improved sanitation coverage<sup>94</sup>

- The equivalent of more than 7.5 million extra full-time jobs in toilet construction and the sanitation supply chain
- Substantial savings by the poorest households, which are impacted the most by lack of sanitation (an estimated US\$600/year for rural households and US\$820/year for urban households).

WASH-related evaluations cover a range of thematic areas. Since 2016, the most common have been general WASH programming in development and emergency contexts, and sanitation and hygiene (see Figure 33).



FIGURE 33: UNICEF WASH evaluations by thematic area, 2016–2019



In addition to formal evaluations, UNICEF also conducts assessments, sustainability checks, surveys, studies and other evaluative exercises, many of which are published in various forms (*see Figure 34 for a list of UNICEF WASH publications*).

At country level, UNICEF provides a wide range of support to strengthen national monitoring systems in areas including SMS-based handpump functionality monitoring systems, strengthened government mechanisms for monitoring open defecation free (ODF) sustainability, water quality monitoring systems in support of new SDG requirements, and drought preparedness monitoring systems. Real-time digital monitoring tools are increasingly used to improve the effectiveness and transparency of UNICEF programmes. In Kenya, UNICEF and partners supported a transition to a web-based real-time monitoring system of progress towards the target of countrywide ODF. After a pilot phase, the open source system is now operational and provides full access to data to all stakeholders, at all levels.

The WHO–UNICEF Joint Monitoring Programme for Water, Sanitation and Hygiene has been monitoring sectoral global progress since 1990, using standard definitions and methods to produce internationally comparable estimates based on household surveys and other national sources of data. It is responsible for monitoring SDG Targets 6.1 and 6.2 for the United Nations Statistical Division and is the primary source of monitoring data and analysis to inform decision-making by governments, support agencies and all other sector stakeholders. The JMP also works closely with

agencies responsible for monitoring targets under other goals, including SDG Target 1.4 on universal access to basic services and SDG Target 4a on WASH in schools.

In 2019, the JMP:

- Published the global update of progress on WASH in households with a special focus on inequalities, based on an expanded database of customized estimates for wealth quintiles and subnational regions for 100 countries.
- Published the first global baseline report on WASH in health-care facilities with estimates for 125 countries (*see the WASH in institutions section*).
- Contributed data and analysis to the 2019 SDG Progress Report, other United Nations agencies' flagship reports, and key global and regional sectoral forums (including AfricaSan 5 and LatinoSan 5).
- Upgraded its website with new interactive tools for visualizing progress in reducing inequalities between and within countries.
- Translated core survey questions for WASH in households, schools and health-care facilities into all United Nations languages.
- Provided technical support at country level for the integration of new SDG-related questions and indicators, including the JMP water quality testing module, into national household surveys.



Lyness, with other women, collects water from a well rehabilitated with UNICEF support in the drought-affected Gwembe Valley in Zambia

- Reviewed existing methods and tools for monitoring safe management of on-site sanitation systems and initiated pilots in six countries.

## Capacity development and knowledge management

Strengthening the capacity of people and institutions is at the core of UNICEF programming at all levels, and a key component of the 2016–2030 global WASH Strategy, which highlights the need for UNICEF to use its rich programming

experiences and substantial technical expertise to strengthen the sector.

In 2019, UNICEF launched the WASH 101 Foundational Distance-Learning Course, an eight-module training package on the organization's WASH strategies, programming principles and approaches. The course targets new and junior staff, and is also open to some non-WASH staff. A total of 144 eligible staff completed the course in 2019, of whom 106 passed the final exam. An additional 114 staff participated in some of the course module webinars. The successful completion of the course and exam will become a prerequisite for the promotion of staff within UNICEF.



More than 30 additional courses and learning events were sponsored by headquarters and regional offices in 2019, including:

- A course on contracting for WASH services conducted by the UNICEF Supply Division for WASH and Supply staff.
- The online Solar-Powered Water Systems Course implemented in cooperation with Water Mission and Cap-Net (*see the Climate-resilient WASH section*).
- Market-based sanitation training workshops in the Eastern and Southern Africa and Western and Central Africa regions (*see the Sanitation and hygiene section*).
- A training programme on sustainable WASH Services jointly sponsored by the Singapore Cooperation Programme and UNICEF in the East Asia and Pacific region.
- A WASH knowledge management training workshop in the Eastern and Southern Africa region.
- A Market-Based Programming for WASH in Emergencies Course and other emergency WASH training programmes (*see the Emergency WASH section*).
- Regional training on urban water and wastewater utility management organized by the Arab Countries Water Utilities Association and UNICEF in the Middle East and North Africa region.

UNICEF also routinely sponsors courses for partners in programme countries, covering a wide range of subject areas. In larger UNICEF country offices, capacity-building is a significant and core part of the WASH programme. In Mozambique, for example, UNICEF supported government capacity-building through at-scale training in the areas of digital WASH monitoring platforms, supply and services procurement, contract management, water system operation for private managers, supervision engineering for bore-hole drilling and the Community-Led Total Sanitation approach. UNICEF increasingly partners with local universities and training institutes on capacity-building such as in Pakistan with a WASH in Emergencies Master's course offered together with the University of Engineering and Technology in Peshawar, and a menstrual hygiene and health (MHH) Post Graduate Diploma Course offered with the Tata Institute of Social Science in India.

UNICEF continued to sponsor South–South training and exchanges in 2019. Examples include a study tour by senior Nigerian officials to India on the elimination of open defecation (*see the Sanitation and hygiene section*), a new mentorship and exchange programme between an Australian water utility and the Ghana Water Company on urban WASH system management, an agreement between Angolan and Brazilian government organizations on solid waste management in peri-urban areas, and a visit by Nepalese government officials to Surat, India, to learn about a centralized model for waste management, sanitation, and other municipal services.

Regional offices are a key component of UNICEF efforts to strengthen staff capacity, and an integral part of its contribution to sector learning and development. As described throughout this report, regional offices run courses on all components of the WASH programme, and the regional WASHNet meetings and related forums are increasingly important mechanisms for South–South learning. Regional-level studies are also increasingly common, helping to pool resources and build the evidence base for WASH.

With more than 650 professional WASH staff members working in over 100 countries with over 1,900 partners, the UNICEF WASH programme relies heavily on effective knowledge management systems.

A range of tools are used to facilitate communication and collaboration, including a new global SharePoint site that consolidates all WASH knowledge platforms and products; a range of discussion groups with hundreds of members in the areas of WASH programming, CATS, WASH in schools and other areas; and online help desks. The monthly WASH bulletin is a key communication tool and UNICEF staff are increasingly using it to share information on knowledge products and learning opportunities: There was a 30 per cent increase in use of the tool by staff for sharing publications, and larger increases in the sharing of other knowledge products such as videos, webinars and training events. Online communities of practice on CATS, WASH in schools and other areas continue to represent key consultation and learning platforms for staff in offices around the world.

UNICEF released a record 178 publications in 2019, as shown in Figure 34. Not included in the table are more than 170 other 2019 UNICEF knowledge products, including regional and national WASH bulletins, blog posts, op-eds, news features, videos, trainings, workshops, learning events and global webinars. The full list of publications is available [here](#).



Daw Nang Pon (60) helps her six-year-old granddaughter wash her hands after using the toilet in Nyo Hmu village, Shan state, Myanmar

**FIGURE 34: UNICEF WASH publications, 2016–2019**

Publication type	2016	2017	2018	2019	Total
Flagship publications	*	8	5	7	20
Evaluation reports	10	21	16	11	58
Study reports	29	26	12	47	114
Peer-reviewed journal articles	24	30	40	25	119
WASH publications (briefing notes, fact sheets, field notes, case studies, technical papers and guidance)	*	*	40	67	107
Conference papers	17	15	15	17	64
Survey reports	*	10	5	*	15
Books/book chapters	6	1	4	4	15
<b>Total</b>	<b>86</b>	<b>111</b>	<b>137</b>	<b>178</b>	<b>512</b>

Note: Blank entries (\*) are due to changes in the publication categorization system for UNICEF WASH publications.

## Cross-cutting areas

### Urban WASH

The UNICEF WASH Strategy 2016–2030 highlighted urban as a priority area to enable programmes to reach all children wherever they are. In response to this, UNICEF is expanding its urban WASH programme on a number of fronts. It is working with partners in programme countries to build urban-specific policies and strategies, sponsoring urban-focused WASH research, piloting new ways of working in urban areas and providing a range of capacity-building support for practitioners, both within UNICEF and with partners. In its direct support to communities and institutions for increasing access to water and sanitation, UNICEF is increasingly focusing on urban neighbourhoods.

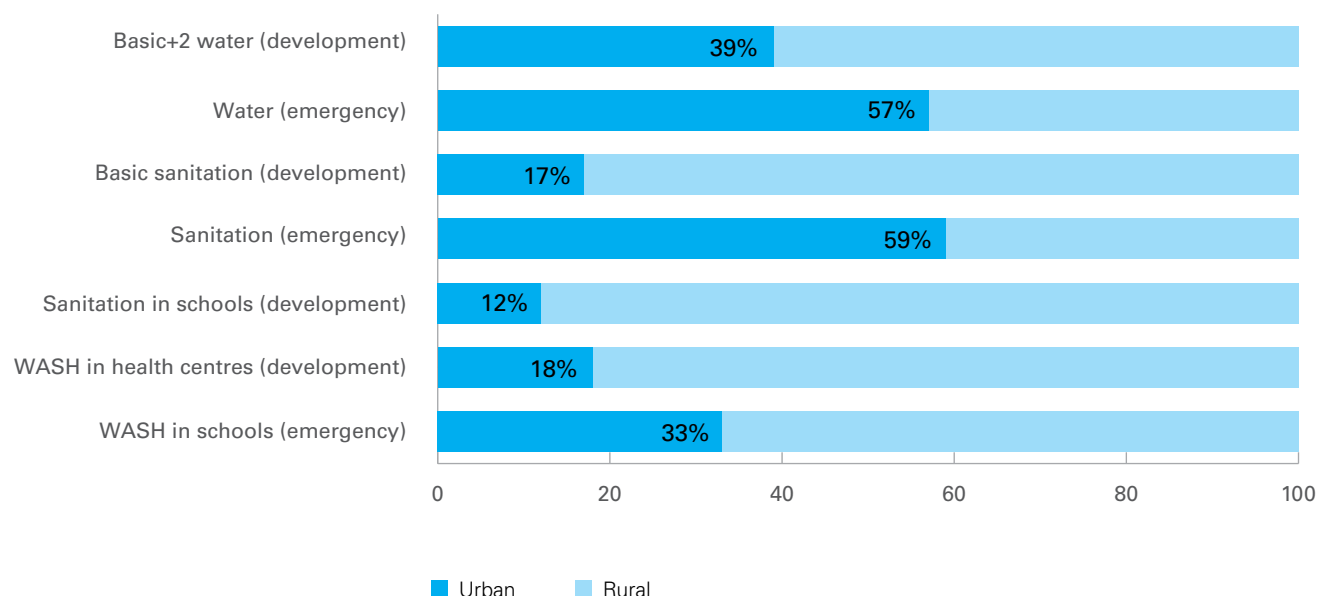
The UNICEF Global Framework for Urban WASH was finalized in 2019 after an intensive consultation process with UNICEF staff and external stakeholders, and launched in Feb 2020 at the African Water Association Congress in Kampala, Uganda. It is currently being shared with partners and used within UNICEF as the basis for redesigning urban WASH programming. Development of the framework

drew on existing evidence related to urban WASH, but UNICEF is also sponsoring new research to fill gaps. An example of this is a 2019 publication on behaviour change communication for WASH in urban environments, developed jointly with the Drexel University Urban Health Collaborative, which highlights key research gaps.<sup>95</sup>

In 2019, newly available disaggregated data sets provided the first comprehensive picture of the extent of UNICEF direct support in urban areas. As shown in Figure 35, the proportion of people benefiting from UNICEF direct support who live in urban areas ranges from a low of 12 per cent (for schools reached with sanitation facilities) to a high approaching 60 per cent (for beneficiaries of emergency sanitation and water interventions). These figures, especially in the area of community water and sanitation, illustrate that UNICEF is moving away from its traditional rural focus in its WASH programming.



FIGURE 35: Urban beneficiaries from UNICEF direct support, 2019, proportion of all beneficiaries



Source: UNICEF SMQs (2019).<sup>96</sup>

A significant number of UNICEF WASH direct urban beneficiaries are in large population countries (notably Pakistan), in countries in the Middle East and North Africa region in crisis and transition, and in the growing number of urban-specific WASH programmes in Ethiopia, Ghana, Mozambique, Zimbabwe and other countries.

UNICEF is also documenting its growing experiences in urban WASH programming. Field notes were published on the WASH programme in low-income neighbourhoods in Dhaka, Bangladesh,<sup>97</sup> on the One WASH Small Towns sector-wide programme in Ethiopia,<sup>98</sup> and on urban WASH programming in the context of protracted crises in Aleppo, the Syrian Arab Republic.<sup>99</sup>

UNICEF contributed to the development of the new urban WASH strategy in Sierra Leone, which was launched in 2019, while in Ghana, it provided extensive support to developing the country's first solid waste and liquid waste management strategies for urban areas. In Zimbabwe, UNICEF launched a partnership with UNDP that led to a draft national urban resilience road map, with WASH as a key entry-point for local economic development, while in Somalia, UNICEF-supported research on the PPP model for urban sanitation is being used to facilitate advocacy on policy development. Reports from country offices indicate that 37 countries now have an urban WASH strategy, up from 26 in 2018.

In Rwanda, UNICEF conducted an assessment of urban faecal sludge management services in Kigali City, and

conducted a stakeholder consultation process to develop intervention models that can be scaled out to the country's growing secondary urban areas. In India, UNICEF is helping to extend urban faecal sludge treatment plants to peri-urban populations in the State of Orissa, and is building capacity of community toilet operators in Mumbai slums.

The Middle East and North Africa and the Eastern and Southern Africa regional offices held training programmes on urban WASH for staff and partners from multiple countries. These provided an understanding of key aspects of urban WASH programming, including responses in urban areas during emergencies, and urban water and wastewater system management.

UNICEF works to pilot and model innovative approaches for urban WASH programming. In Angola, UNICEF has entered into a South–South partnership with organizations in Brazil on community-based integrated sanitation and solid waste management in Luanda's peri-urban neighbourhoods, while in Uganda it is using innovative financing solutions involving private sector and social impact investing to model a new sustainable sanitation approach. In Zimbabwe, UNICEF, with Australian Government funding, is working in 14 towns to rehabilitate sewage collection and treatment infrastructure, while addressing the underlying causes of non-functionality. The initiative is expected to help reduce the transmission of cholera in the country's poor urban areas, and has already modelled best practices, such as the recycling of urban wastewater for agricultural use.

New technology solutions piloted by UNICEF for urban WASH include 'smart' water kiosks in Mongolia, which use digital tools to provide equitable access to safe water supplies while reducing operation and maintenance costs, and are now being replicated on a larger scale by the Government. The use of digital tools for WASH in urban settings is the theme of a recently launched Grand Challenges innovations incubator initiative in 15 countries, in partnership with the Bill & Melinda Gates Foundation, Arm and the African Academy of Sciences.<sup>100</sup>

## WASH and human rights

The UNICEF WASH programme is consciously and systematically guided by human rights standards and principles, and works to focus efforts on children who are the most deprived, disadvantaged or discriminated against. This approach starts at global policy level: The Convention on the Rights of the Child is the basis of all UNICEF work and underpins its mandate; the UNICEF Strategic Plan, 2018–2021 is designed to address key drivers of inequality, including urbanization, climate change, discriminatory practices and the widespread lack of human security; and the global WASH Strategy emphasizes the need to prioritize the most disadvantaged and vulnerable children in all UNICEF-supported programmes. The WASH programme is also guided by other human rights instruments, including the Convention on the Elimination of All Forms of Discrimination against Women, the Convention on the Rights of Persons with Disabilities, and the United Nations General Assembly resolution on the right to water and sanitation. UNICEF global WASH strategies strongly reflect this focus on rights, including, for example, the new Global Framework for Urban WASH and the Water Game Plan.

A good recent example of the increasing focus on human rights within UNICEF advocacy is the Water Under Fire campaign (*see the Emergency WASH section*), with its core message that humanitarian WASH should leave no one behind. It calls on governments and emergency WASH response agencies to adopt a human rights-based approach to WASH service delivery that addresses the multiple vulnerabilities of children living in fragile and conflict-affected contexts (including disability and gender-based violence), and the specific vulnerabilities faced by migrants and displaced people.

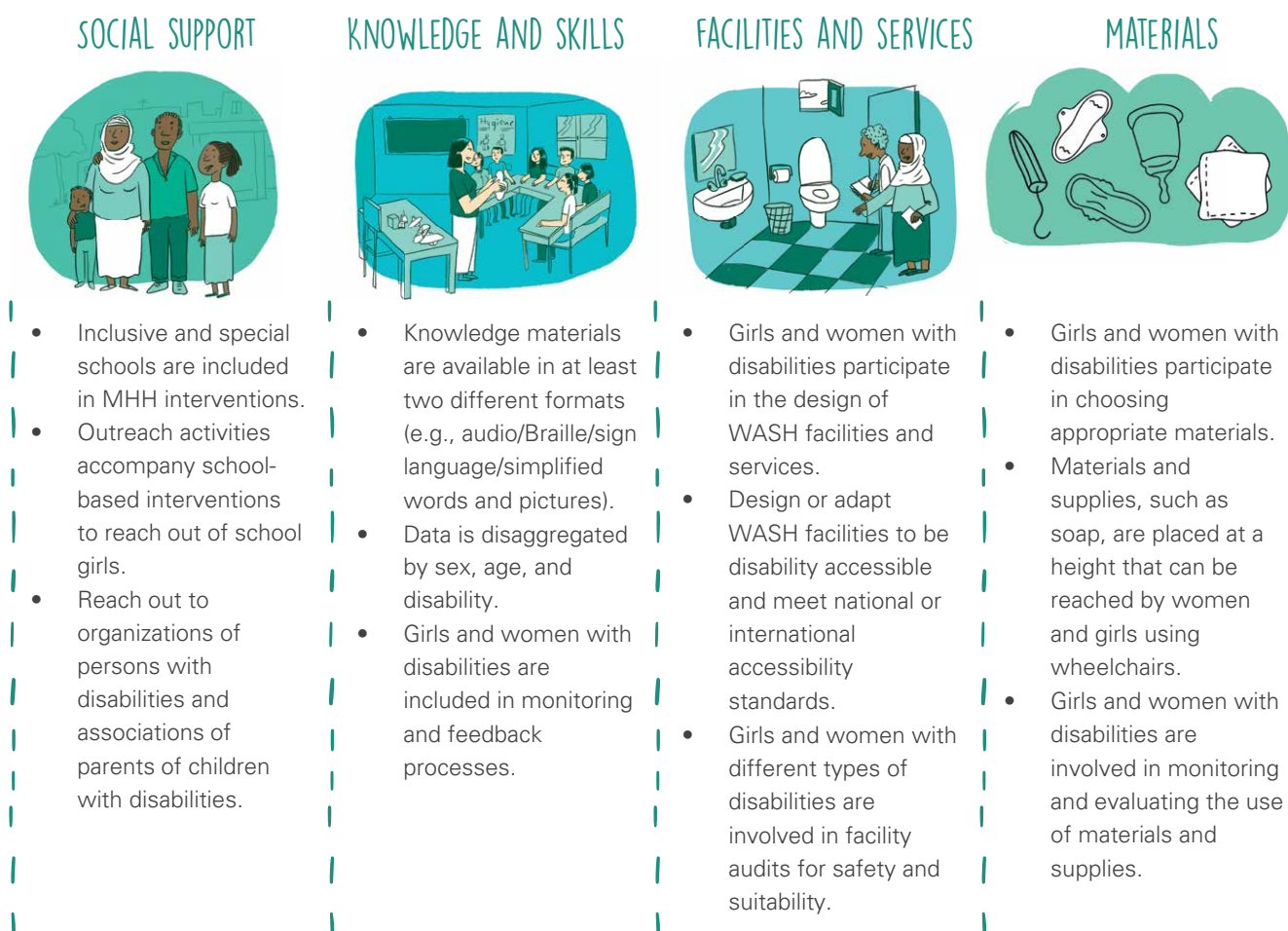
Together with a consortium of organizations, UNICEF supported the Making Rights Real initiative, an approach that enables civil society organizations to engage local government officials on systemic challenges to the realization of water and sanitation services for all, using human rights.<sup>101</sup> It also promotes the strengthening of national monitoring systems to include information on vulnerable and disadvantaged groups, such as those being put in place on national sanitation road maps. Sectoral monitoring increasingly takes into account coverage disparities, including the 2019 JMP progress report, with its special focus on inequalities. In its own systems, UNICEF has strengthened monitoring to better disaggregate results on the basis of gender and disability, and to improve targeting and focus of programmes (*see subsections below*).

## WASH and disability

The human rights-based approach adopted by UNICEF means that WASH programmes work to ensure that all children's rights to water and sanitation are met, including those with disabilities. This imperative holds a prominent place in the UNICEF global WASH strategy, and in other policy and strategy instruments, which stress that it is the responsibility of UNICEF to address the specific needs and the rights of children with disabilities in programme design. The challenge is considerable: An estimated 110 million people with disabilities do not have access to WASH services.<sup>102</sup>

UNICEF guidance material on WASH, used by staff and partners throughout the world, includes information for practitioners on fulfilling the rights and specific needs of children with disabilities as a matter of course. For example, the 2019 guidance package on Menstrual Health and Hygiene includes a section on girls with disabilities that includes not only advice on disability-inclusive MHH facilities and supplies, but also on the need for the active participation of people with disabilities in programme and facility design, and for the facilitation of social support structures.

FIGURE 36: Key considerations for reaching girls with disabilities, from the UNICEF guidance package on MHH, 2019



Building on work related to the 2018 UNICEF investment case on WASH and disability,<sup>103</sup> the organization continued to engage with partners to advocate for improving WASH services for people with disabilities. At the 2019 SIWI World Water Week, the largest annual sector conference, UNICEF co-convened two separate sessions, one on promoting accessible and inclusive WASH in humanitarian settings

and another entitled 'Missing billion: What is needed for disability inclusive WASH in practice?' For these and other events, UNICEF draws on its rich country experience for advocacy materials, such as those highlighted in the 2019 *Local Experiences for Global Learnings on Disability Inclusive WASH* video on the WASH and disabilities website.<sup>104</sup>

## Case Study 6: Jordan: Water and sanitation systems in the Za'atari camp: Improving access for people with disabilities

The final phase of the UNICEF-supported Za'atari water project was completed in 2019 and now delivers safe water directly to households, benefiting more than 79,000 residents. The design of the new system was based on an assessment that identified problems with access to water from the older communal water point system operating in the camp. The assessment identified access inequalities for women-headed households, the elderly and people with disabilities, for whom access was especially limited by the need to queue, and haul water. It also included a camp-wide survey identifying households with elderly people, or those with disabilities. In these households (1,600), the project installed private toilets, with accessibility features including raised seats, handrails and ramps.

The impact on the dignity and lives of children and women with disabilities was immediate and life-changing. For more information, watch this [video](#) on disability-inclusive WASH in the Za'atari camp.

UNICEF continues to deliver large-scale humanitarian response WASH programmes that are disability-inclusive and accessible, reaching an estimated 8,000 people with disabilities with water and nearly 6,000 with sanitation services in humanitarian contexts in Jordan in 2019.

Work continued on the testing and refinement of the disability-accessible toilet add-on innovation under development by the UNICEF Supply Division, and a pilot was held in eight Rohingya refugee camps in Bangladesh, together with implementing partner CARE. This marked the last stage before the launch of the product as a standard UNICEF catalogue item. As it enters into widespread use, it is expected have a significant impact of the lives of children with disabilities and their families.<sup>105</sup>

UNICEF continued to expand the evidence base on WASH and disability in programme countries as an input to inform programme design and for use in advocacy. In Fiji, it conducted a study on the needs and rights of adolescent girls with disabilities, which identified new pathways to narrow inequities and improve the accessibility of WASH in schools. The 2019 scoping studies conducted by the Eastern and Southern Africa Regional Office on WASH in institutions included assessments of the policy framework for accessible facilities in institutions in 21 countries. Monitoring systems were strengthened with respect to accessible WASH, including Cambodia's rural WASH management information system and Lebanon's Healthy Camp Monitoring Tool. In Zimbabwe, data from UNICEF monitoring systems were used for a report on WASH and disability presented at the National Disability Expo.

In several countries, UNICEF helped to strengthen national policy and strategy instruments with respect to WASH and disability, such as in Zimbabwe, where UNICEF supported the drafting of a National Sanitation and Hygiene Strategy, which is gender and disability inclusive. In Rwanda, UNICEF is working with government partners to develop the first national guidelines for disability inclusion in WASH. And in Papua New Guinea, it developed prototypes on accessible designs for WASH facilities in schools and health centres

that meet the criteria previously established in national standards.

In addition to designing and implementing programmes to be disability-inclusive, UNICEF has committed to improving its monitoring systems, so as to better assess how many people with disabilities are actually reached through all WASH programming outputs. In 2019, UNICEF compiled its most comprehensive estimate, based on a mix of direct counting in some countries, and assessments of the proportion of people with disabilities in a beneficiary population in others. These figures show that a total of some 390,000 people were reached with safe water in 2019, and 280,000 with basic sanitation.

## WASH and gender

Through all its WASH programming, UNICEF endeavours to promote the rights of women and girls in many different ways. One is through WASH in schools programming, where UNICEF works to ensure that facilities constructed, and programmes supported, contribute to improved education outcomes for girls in particular. Under the Strategic Plan, only schools in which UNICEF intervention results in private toilet facilities for girls are included in target achievement levels, unlike schools where interventions are in other areas (such as water supply systems). The improved facilities in these schools (5,302 schools were reached in 2019 – see the *WASH in institutions section*) benefit both boys and girls, but the girl-friendly toilet (and washing) facilities are designed to improve girls' learning environment and safety. The other WASH output area targeting girls in particular is menstrual health and hygiene (MHH). In 2019, UNICEF provided MHH services in 20,495 schools in 49 countries, as well as





© UNICEF/UN0269632/Hajira

Students at the Seth Shri S.R. Agarwal Vidyalaya School in Narmada district, Gujarat, India at a menstrual health and hygiene session that uses booklets written in the local language

MHH services and supplies to 1 million women and girls in emergency situations (*see Menstrual health and hygiene section*).

UNICEF works to encourage the meaningful participation of women in sector organizations and structures. In several countries, including Eritrea, Myanmar, Somalia and South Sudan, the organization is actively working to increase the number of women in community water management committees, especially in leadership positions. It also encourages the participation of women in training programmes, such as in Yemen, where 48 per cent of

trainees in UNICEF-sponsored training programmes for sectoral water authorities and government departments in 2019 were women.

Facilitating the participation of women's self-help groups in sector processes is an important focus, and examples include Chad, where women's groups are active in promoting ODF, Guinea, where more than 800 such groups are involved in social communication activities, and India, where the UNICEF promotion of alternative credit models through women's self-help groups has resulted in 15,000 affordable WASH loans (worth US\$3 million) in one state.

**FIGURE 37: Gender ratio of beneficiaries and data disaggregation levels, UNICEF direct beneficiaries, 2018 and 2019**

Beneficiary type	Per cent female beneficiaries 2019	Per cent data disaggregation 2018	Per cent data disaggregation 2019
Basic sanitation (development)	50.2%	90%	94%
Basic+2 water (development)	52.5%	28%	87%
Sanitation (emergency)	51.1%	64%	98%
Water (emergency)	51.0%	58%	98%
WASH in schools (emergency)	52.1%	95%	100%
<b>Average</b>	<b>51.4%</b>		

As is the case with WASH and disability, UNICEF is working to improve the disaggregation of its beneficiary data with respect to gender. In 2019, country offices, with support from regional offices and headquarters, succeeded in providing gender-disaggregated data for the vast majority of beneficiaries for key output areas. In many cases, the disaggregated results were drawn from field tallies and monitoring systems, but in cases where this was not possible, country offices used local gender ratios for estimates. As illustrated in Figure 37, a much greater degree of disaggregation between female and male beneficiaries was achieved in 2019 than in 2018.

The proportion of women WASH professionals in UNICEF remains under 25 per cent, far lower than in UNICEF generally (where the proportion is over 50 per cent) and lower than in some other United Nations agencies and NGOs that work in the sector.

In 2019, an internal paper on issues facing women professionals working in the UNICEF WASH programme was completed under the Women in WASH initiative. This was informed by 87 key informant interviews with current and former UNICEF staff and other key partners in the WASH sector, as well as an extensive desk review. It makes the case for increasing gender diversity in the UNICEF WASH workplace, in particular at senior levels, from a values as well as an economic and effectiveness perspective. An additional output from this process was a new talent management plan to address issues related to the hiring and movement of women staff. UNICEF management has committed to addressing the issues raised by the process, and is following up on the recommendations that the paper sets out.

The issue of gender diversity affects not just UNICEF, but the WASH sector as a whole. Engineering school graduates continue to be mainly male, as do WASH workplaces: A recent World Bank study of water utility companies found that just 18 per cent of staff were women and that women sector workers face multiple barriers, including social norms, inadequate human resources policies and an unwelcoming working environment.<sup>106</sup> UNICEF is involved in cross-organization efforts to address these

issues, including the hosting of a side-event on women in WASH at the 2019 University of North Carolina Water and Health conference (one of the key sectoral meetings in the calendar).

## WASH and nutrition

Randomized controlled trials in three countries (Bangladesh, Kenya and Zimbabwe) examining the effectiveness of WASH interventions in reducing stunting and diarrhoea – either individually or in combination with nutrition interventions – were completed in 2018. The studies showed that contrary to expectations, the WASH interventions adopted in the trials had no effect on child growth and only mixed effects on diarrhoea, and that combining WASH and nutrition interventions did not significantly reduce the high burden of stunting. The reasons for this result are not entirely clear, but may have been partly due to the types of intervention selected, or to factors related to implementation of the trial, such as incomplete community coverage, lack of continuous water supplies, exposure to animal and child faeces, poor food hygiene and the short time between interventions and follow-up assessments.

In response to this new evidence, UNICEF and WHO issued a joint position paper in 2019, which emphasizes that the study results are not a call for the Nutrition and WASH sectors to stop working together, but rather to programme together more effectively.<sup>107</sup> The paper goes on to make a series of recommendations to ensure more positive outcomes for children. These include the need for more contextualized, risk-informed programming, so that interventions are designed based on the specific programming context, and programmes aim for higher levels of service moving whole communities up the WASH service ladder, while investing in the capacity of service providers and local-level governance to sustain use.

The position paper has since been widely disseminated, including by leaders of the UNICEF and WHO WASH programmes at a high-level event during SIWI World

Water Week. It is now being used to adjust strategies in UNICEF-supported convergent WASH and nutrition programmes, which are ongoing in many countries, and as the basis for more country-specific research. In Pakistan, the new evidence combined with results of an in-country evaluation, led to a redesigned programme that more fully integrated health, nutrition and WASH services with a strong integrated C4D component. UNICEF continued to support convergent nutrition and WASH communication initiatives in other countries, such as Rwanda, where a new national social and behavioural change communication strategy integrating early childhood development (ECD), nutrition and WASH was launched in 2019, and Mali, where an integrated WASH and nutrition national strategy was validated.

Under the ASWA programme, with funding from the Government of the United Kingdom, UNICEF is working in four countries (Burkina Faso, the Niger, Nigeria and the United Republic of Tanzania) to systematically strengthen the linkages and synergies between WASH and nutrition programmes. In the United Republic of Tanzania, the initiative has helped to integrate WASH in the curriculum and training of community health workers, raise awareness on WASH and nutrition among community leaders, and strengthen the capacity of health workers.

In Ethiopia, UNICEF continued to support the innovative Baby WASH communication initiative, using an interactive radio magazine programme with a baby hygiene theme, and materials developed in six Ethiopian languages. Monitoring data show that the approach is generating promising results; even short-term exposure (15 minutes) to three episodes has influenced knowledge, behavioural intent and attitude. The communication programme runs alongside ongoing capacity-building programmes and support for front-line public health staff.

In other countries, communication programmes are complemented by training for public health workers. In the Comoros, UNICEF supported the expansion of the community health worker training programme to include integrated hygiene and nutrition components. In Egypt, 338,000 primary schoolchildren participated in programmes combining hygiene, nutrition and water conservation instruction, as part of a partnership with Unilever that trained 1,800 teachers from 360 primary schools in messaging and working with student groups.

UNICEF-supported CATS programming is also used as a platform for integrated WASH and nutrition messaging for caregivers in several countries, including Kenya, where ODF certification includes implementation of caregiver meetings, highlighting nutrition messages. In China's Qinghai Province, a new UNICEF-supported integrated nutrition and WASH project was launched as part of the national Toilet Revolution initiative.

In the Democratic Republic of the Congo, South Sudan, Yemen and other emergency support programmes, UNICEF supports integrated WASH and nutrition interventions tailored specifically to reduce stunting in young children through its own response programmes, and encourages similar interventions by humanitarian partners through its leadership of both the WASH and Nutrition Clusters. Combined nutrition and WASH support was also a feature in support to migrating children and their families, including in countries neighbouring the Bolivarian Republic of Venezuela.



© UNICEF/UNI236310/Noorani

A health worker assists a woman to wash her malnourished child's hands before being given therapeutic food at the Gennis Health Centre in Blue Nile State in the Sudan





© UNICEF/UN0320620/Prinsloo

# Results: Disaster risk reduction, resilience strengthening and peacebuilding

A girl displaced by Cyclone Idai in Mozambique collecting water at a resettlement site near the city of Beira



# Risk analysis and risk-informed programming

Risk-informed programming contributes to effective humanitarian programmes, which save children's lives, alleviate suffering and lay the foundations for long-term recovery and sustainable development. It is also a component of efforts to link humanitarian, development and peacebuilding programming to help ensure the best results for children. Effective development programmes provide opportunities for children, their families and communities to equitably and sustainably access basic social services, while also reducing their vulnerabilities and risks.

The Goal Area 4 output indicator related to disaster risk reduction in the UNICEF Strategic Plan, 2018–2021 assesses the extent to which countries adopt policies, strategies and programmes that address risks related to disasters, conflict and public health emergencies. Specifically, the Strategic Plan looks at the number of countries with child-sensitive national or local risk management plans addressing risks related to disasters, climate change, conflict, public health emergencies or other crises. In 2019, a total of 57 countries reported having such plans in place, exceeding the milestone of 50.

Under the Strategic Plan, UNICEF works to integrate humanitarian action with longer-term development programming, including risk-informed programme design, preparedness, and support to common needs assessments and national and local first responders. An internal indicator of progress in this area is the proportion of UNICEF country offices that meet organizational benchmarks on implementing risk-informed programming. Approximately 41 per cent of UNICEF country offices met these benchmarks in 2019, exceeding the 35 per cent milestone and the 2018 figure of 37 per cent. To meet the benchmarks, a country office must have conducted an analysis of risks that includes a focus on children within the past three years at national or subnational level, and must have a workplan with specific objectives, strategies or activities that is informed by a child-sensitive risk analysis.

In its own interventions, and through support to government partners, UNICEF works to ensure that programme design is informed by child-centred, multi-hazard risk analyses, including in the following examples from country programmes.

In Indonesia, the need to incorporate disaster risk reduction (DRR) into programming for children has been recognized by stakeholders, and UNICEF will base the development of the new Country Programme on analysis of risks to children. Also in Indonesia, UNICEF helped to encourage private sector engagement in disaster risk management and resilience, making commitments to work towards development of a national private sector engagement framework, participation in a partnerships 'incubator', and network capacity-building on shared value partnerships.

In view of the recurring nature of climate-related disasters and ensuing disease outbreaks in the Sudan, the focus here on risk-informed programming is more relevant than ever. In partnership with UNEP, UNICEF contributed to climate-resilient development and an integrated water resources management (IWRM) approach in Darfur and the eastern states of the Sudan. Detailed hydro-geological assessments, including the development of locality-level catchment maps, are furthering the IWRM approach and sustainability of community water sources.

UNICEF has supported studies and mapping exercises in programme countries related to risk-informed programming, including in Myanmar with a study on strengthening capacity to develop risk-informed and shock-responsive social protection for resilience. In Burundi, UNICEF and sister United Nations agencies mapped vulnerabilities, shocks and capacities using data on more than 50 SDG indicators, to identify the provinces with greater vulnerabilities. In Iraq, risk-informed emergency preparedness was strengthened through a UNICEF workshop that led to a decision to review national preparedness planning and include civil unrest as an additional risk, acknowledging the shifting context in central and southern Iraq.

In Sri Lanka, UNICEF worked with two government ministries to develop and roll out a child-centred DRR programme to foster adolescent participation. This included a toolkit adapted to the Sri Lankan context, used in children's clubs to facilitate meaningful participation in disaster and development settings and identify and prevent broader child protection concerns. As a result, a three-year child-centred DRR action plan was developed, endorsed by the Government, and integrated into the National Action Plan for Children's Clubs.

In Bosnia and Herzegovina, a new United Nations Joint Programme on DRR, partially funded by the Government of Switzerland, was launched in February 2019. UNICEF supported the establishment of local DRR platforms in 10 selected municipalities that will serve as catalysts for cross-sectoral DRR coordination, in line with the United Nations Sendai Framework for Disaster Risk Reduction.<sup>108</sup>

In Armenia, the UNICEF-promoted Comprehensive School Safety approach was embedded into the Government's Budget and Mid-term Expenditure Programme. The result was support for 52 schools in disadvantaged communities to enhance school safety and resilience, with school vulnerability and capacity assessments conducted for staff and students, and improved capacity of those schools in preparedness and safety measures. UNICEF also supported the drafting of a law on DRR and population protection, including disability and gender considerations, and monitoring and evaluation guidance.

# Linking humanitarian and development programming

UNICEF is increasingly focused on the linkages between humanitarian response and longer-term sustainable development, strengthening resilience to climate change and disasters, and promoting peaceful and inclusive societies. This is in response to several commitments made by the United Nations and Member States to:

- Address humanitarian needs and rights in emergencies more efficiently and effectively, while respecting humanitarian law and principles.
- Accelerate progress towards the SDGs by 2030 for the furthest left behind.
- Mitigate the drivers of conflict, natural disasters and other humanitarian crises, and build preparedness.
- Prevent future crises, reduce risks and build resilience.

The Strategic Plan includes the organization's clearest commitment and institutional accountability framework to date for strengthening the linkages between its humanitarian and development mandates. To this end, the UNICEF Procedure on Linking Humanitarian and Development Programmes was issued in May 2019.<sup>109</sup> This details key actions and responsibilities and makes risk-informed programming a requirement when developing a new Country Programme. Key programme strategies outlined in the procedure are:

1. Strengthening systems and localizing humanitarian and development programming
2. Risk-informed and conflict-sensitive programming
3. Strengthening participation of affected populations
4. Strengthening social protection systems to scale up cash transfers in emergencies
5. Emergency preparedness
6. Inter-agency, system-wide strategies
7. Galvanizing partnerships to mobilize quality resources

In line with the procedure, steps are ongoing to link humanitarian and development programming, including in countries in protracted crisis such as the Syrian Arab Republic, where short-term responses to the sudden surge of humanitarian needs must also take into account mid- and longer-term impact on resilience. In Yemen, UNICEF provided technical support to the national Social Protection Consultative Committee, the main coordination platform to promote integrated and inclusive social protection systems, both in the present humanitarian and future development contexts. In Mozambique, there are programming examples in each of the seven strategy areas (see Figure 38).

**FIGURE 38: Linking humanitarian and development programming: Mozambique example**

Programme Strategies	Selected examples from the UNICEF Mozambique response and recovery programme
1. Strengthening systems and localizing humanitarian and development programming	Support to the Ministry of Education on developing guidance for basic school emergency plans for disaster-prone districts.
2. Risk-informed and conflict-sensitive programming	Resilient solar water systems constructed with UNICEF support (see <i>Climate-resilient WASH</i> section).
3. Strengthening participation of affected populations	C4D assessments and focus group discussions in cyclone resettlement locations used to design health and protection message.
4. Strengthening social protection systems to scale up cash transfers in emergencies	In partnership with the World Bank and WFP, strengthened the existing national social protection cash transfer system to become more shock-responsive.
5. Emergency preparedness	Increasing the number of standby partners with signed contingency programme agreements which can be activated for rapid response in future emergencies.
6. Inter-agency, system-wide strategies	Acting as the Humanitarian Country Team provincial focal point in Sofala province to ensure coordination of all humanitarian actors in support of the government-led emergency response and recovery to Cyclone Idai.
7. Galvanizing partnerships to mobilize quality resources	Coordinating and aligning efforts on education reconstruction with the Ministry of Education, UN Habitat, the KfW bank, the World Bank and others actors.



© UNICEF/UN0317965/Frank Dejongh

A mother cuddles her baby after a bath, in the village of Tamroro, in the center of Niger

In Ethiopia, UNICEF engaged in shaping the 2020–2025 United Nations Sustainable Development Cooperation Framework, and provided data and analysis for the Common Country Assessment and for developing outcomes and outputs guided by the strategies for linking humanitarian, development and peace programming.

In Chad, the importance of linking humanitarian response and long-term development was highlighted in 2019, most notably in the water and sanitation and education sectors, which targeted populations beyond those directly affected, in order to increase access to essential services for host communities and catalyse social cohesion and peacebuilding. In the State of Palestine, UNICEF WASH interventions reinforced linkages between humanitarian and development programming, including through the use of renewable solutions such as solar power, rainwater harvesting and promoting behavioural change to conserve water so as to reduce the impact of climate change on children.

In Zimbabwe, the UNICEF health sector programme focus on system strengthening has been pivotal in building resilience to respond to multiple shocks. This was confirmed in the wake of Cyclone Idai, when, with available supplies, trained staff and village health workers

quickly mobilized to support the response. When the same cyclone hit Mozambique in March 2019, the UNICEF Child Protection programme bolstered existing victim support units to boost capacity, rather than establish a parallel system. These units link social services, law enforcement and justice to provide survivors of violence, abuse and exploitation with access to multisectoral assistance. As UNICEF and an NGO partner stepped up to create and co-lead an inter-agency network for Protection from Sexual Exploitation and Abuse (PSEA), in line with the Inter-Agency Standing Committee Acceleration Plan for PSEA, they established linkages with the existing referral pathways.

In the Democratic Republic of the Congo, the newly formulated 2020–2024 Country Programme promotes synergy across humanitarian and development programmes and addresses overlapping deprivations faced by children at subnational level. To ensure a successful evidence-based roll-out, the Country Office tested proposed implementation strategies in three pilot zones of convergence. Lessons learned, combined with an in-depth analysis of the stakeholders' perspectives, led to development of the Theory of Change for the new Country Programme, while also strengthening the capacity of local partners at institutional level.

# Peacebuilding and sustaining peace

---

In 2019, UNICEF continued to address the social dimensions of conflict and social tensions through its programming, especially in countries where conflict, violence and threats to social cohesion present risks to children. Recognizing the important role that UNICEF plays in addressing the underlying causes of conflict and fragility and in building and sustaining peace, the 2019 Procedure on Linking Humanitarian and Development Programmes requires, for the first time, that UNICEF country offices operating in fragile and conflict-affected settings should conduct regular conflict analyses where possible, ensure that all programmes are designed and implemented to be conflict-sensitive, and explicitly contribute to peacebuilding and social cohesion.

Across all seven regions in 2019, 59 country offices implemented Country Programmes with explicit objectives to promote peaceful and inclusive societies and address the underlying grievances that lead to violence, conflict and challenges to social cohesion. In 22 of these countries, UNICEF, in partnership with other United Nations agencies, implemented projects funded by the United Nations Peacebuilding Fund. The role of UNICEF has consistently centred on fostering the socioeconomic foundations of peace: reinforcing local and national systems to equitably expand social service delivery to all communities; using social service delivery as platforms for building trust and cooperation among divided communities; and supporting the ability of children, adolescents, youth and their communities to play active roles in strengthening social cohesion and building peace.

UNICEF programmes aim to reduce social tensions, prevent conflict and build peace by strengthening national peace capacities and addressing conflict. Programmes work to strengthen vertical social cohesion by enhancing or rebuilding state and society relations; build horizontal social cohesion within and among divided groups at community level; and help individuals at all levels to anticipate and mitigate violent conflict and engage in inclusive social change processes.

Education continues to be a core pillar of the organization's engagement to build peace and strengthen social cohesion. For example, in Jordan UNICEF has been working across 12 governorates to support quality education and foster horizontal social cohesion among school-age children and adolescents by encouraging the development of peacebuilding-oriented life skills. The programme is now being institutionalized within the national co-curricular activities programme, scaling up to 1,000 schools and 150,000 children.

In an attempt to strengthen the consolidation of the peace agreement at local level in Colombia, UNICEF has been working in conflict-affected rural areas to support schools as platforms for peacebuilding and reconciliation. Already engaging 26 schools, the initiative teaches students non-violent conflict resolution, empathy and critical thinking skills, and supports student-led peacebuilding initiatives through arts, music and sports. Currently, UNICEF is working with the Ministry of Education to integrate peacebuilding into the country's education strategy and mainstream peacebuilding into the national curriculum.

In Myanmar, UNICEF engagement in the three conflict-affected states shifted beyond humanitarian action towards laying the foundation for longer-term peace and development by building bridges between the affected communities. For example, a new education initiative in Rakhine State, Learning Together, launched in mid-2019 with DFID funding support, aimed to encourage children to learn and contribute to an inclusive environment through educational activities.

Leveraging the role of social services in preventing conflict and reducing social tensions has been a key area for UNICEF in building peace and strengthening social cohesion. This includes work in communities hosting refugee populations, such as in Turkey, where UNICEF is working in 3 municipalities with a combined population of more than 1.4 million Turkish citizens and about 600,000 Syrian refugees. In June, UNICEF renewed its partnership with one of the municipalities to expand integrated social services, create platforms, and provide skills-based training to ensure meaningful engagement and social cohesion of adolescents and their families.



## Case Study 7: Philippines: Supporting adolescents and youth for peace

After decades of conflict between the Government of the Philippines and various armed groups in the south of the country that caused widespread poverty and deprivation, a peace process resulted in the creation of the Bangsamoro Autonomous Region in Muslim Mindanao (BARMM) in February 2019. This new regional government, which holds fiscal and political powers, has promised greater inclusion, development and prosperity for the region, and UNICEF is helping adolescents and young people to play a key role in deciding which path BARMM takes next.

To facilitate this, UNICEF has been working to strengthen the peacebuilding skills of existing youth networks in the region, to consolidate peace and heal divides between communities. In partnership with the Mindanao Peace Institute, it has trained 50 adolescent and young leaders in peacebuilding. Their networks collectively represent some 15,000 adolescents and young people, who are now implementing peace workshops across communities.

UNICEF is also helping to strengthen vertical social cohesion in BARMM by bringing the voices of adolescents and young people directly to the new government. Working through a participatory process with youth networks and the Office on Bangsamoro Youth Affairs, UNICEF facilitated the development of an action agenda for youth, to be used in a special legislative session to establish commitments and concrete action plans, such as establishing child-friendly legislation and policies, and investment for children.

UNICEF engagement with adolescents and young people is just one element of its broader strategy in BARMM, which is based on expanding and strengthening the delivery of services, including education and health, and helping to bridge divides between communities.



## Peacebuilding training session in Mindanao, the Philippines

In Tripoli, Lebanon, youth-led local civil society initiatives have contributed to horizontal social cohesion, rebuilding trust between sectarian groups and neighbourhoods by leveraging the need for improved WASH services across the city. The initiative has significantly reduced social tensions while creating 772 jobs for adolescents and young people involved in the project. This opened a window for UNICEF to bring local leaders and government officials together to discuss and improve WASH infrastructures and services for all, and has resulted in expanded access to education following the removal of security checkpoints.

In Burundi, UNICEF has supported innovative community-based social protection systems through 'solidarity groups' (sometimes referred to as *Nawe Nuze* or 'come join me') to strengthen social cohesion and economic resilience. Building on the indigenous value of solidarity among Burundian communities, the approach establishes groups of community members who make periodic cash contributions, while engaging in capacity development and developing peacebuilding conflict resolution skills, especially among adolescents and young people. Each 30-member solidarity group includes young people from divided groups, with representation from diverse ethnic groups, opposing political groups, returnees and local residents. Solidarity groups create opportunities for bridging divides, engaging in inclusive decision-making, and ultimately building resilience to political manipulation. There are now more than 500 solidarity groups across 18 communes across the country.

The organization's expanded commitment to the second decade in the life of a child has led to a rise in new programming specifically aimed at strengthening the capacities and engagement of adolescents and youth in building peace and fostering social cohesion.

For example, in South Sudan UNICEF supported the participation of some 36,000 marginalized adolescents and young people from three states in developing their peacebuilding capacities. The initiative focused on developing participation skills in vulnerable situations, which included those associated with armed forces, internally

displaced people and other vulnerable groups. The skills training has strengthened their ability to participate by articulating and expressing their views without violence, using those skills to protect themselves and their peers, and to better cope with the impacts of conflict. These adolescents are now serving as peer role models and leaders in their schools, community and youth centres, as well as in other child-friendly spaces.

Similarly, in Guinea-Bissau, UNICEF has been working with partners through an ongoing Peacebuilding Fund programme to strengthen the resilience of youth and adolescents, enabling them to influence decisions that affect their lives, particularly in relation to natural resource management and usage. Through this project, adolescents and young people develop their peacebuilding and leadership skills to become environmentally and gender-sensitive peacebuilders and to implement their own initiatives. The project has trained 60 youth facilitators, who have engaged 1,187 adolescents in peacebuilding and life skills in 30 communities in two regions.

In Bosnia and Herzegovina, UNICEF, UNDP, the United Nations Educational, Scientific and Cultural Organization and the Office of the Presidency are fostering social cohesion through a programme supporting the participation of young people in local-level dialogue platforms. Dialogue for the Future, a Peacebuilding Fund initiative now in its second phase, brought together more than 26,000 people across ethnic divides through 24 projects and local dialogue platforms in 28 municipalities across the country. A total of 3,640 adolescents (1,950 girls and 1,690 boys) enhanced their skills in cross-ethnic collaboration, volunteerism, critical thinking and media literacy. In tandem, a public campaign called Choose Your Words was launched, using concerts, music and art to raise awareness against hate speech. The campaign reached 3 million people, generated over 100,000 views on YouTube, Instagram and Facebook and garnered 6,000 positive reactions. The programme also launched cross-border dialogue and trust-building initiatives across the western Balkans, including in Kosovo, Montenegro and Serbia.

## Capacity-building

---

In support of implementation of the UNICEF Procedure on Linking Humanitarian and Development Programming, including its linkages to peace, UNICEF is building in-house capacity by training key resource persons from country, region and headquarters offices, as well as a selected group of external facilitators.

To meet the growing demand at country level for stronger UNICEF programming on peacebuilding, headquarters and regional offices provided on-site field technical support to a number of country offices in 2019, including Burkina

Faso, Haiti, Iraq, Lebanon, the Niger, the Philippines, Sri Lanka, the Syrian Arab Republic and Turkey. In addition, 15 country offices received remote technical support from headquarters and regional offices on conflict analysis and peacebuilding programme design.

Recognizing the need to further mainstream peacebuilding capacities across the organization, UNICEF is finalizing an e-course on conflict sensitivity, peacebuilding and risk-informed programming, and another on local governance and social cohesion, in partnership with UNDP.

## Evidence and guidance

---

UNICEF Guidance on Risk-Informed Programming supports an analysis of risk disaggregated by gender and age. This ensures that programming is better able to tackle underlying gender issues, such as girls' lack of access to education and information, which could increase their vulnerability to climate change and other shocks. In 2019, a stand-alone gender module was added to the guidance package.

In 2019, UNICEF conducted a joint study with UN Women on gender and age inequalities of disaster risk.<sup>110</sup> The study found that taking a gender and age approach is vital in terms of analysing, acknowledging and understanding how gender and age impacts the effectiveness of disaster risk reduction. The key findings from the study were that:

- Examples of differential impact are context- and event-specific, often driven by differential exposure and context-specific inequalities.
- There are huge gaps in disaggregated quantitative data at global level.
- Analysis based on disaggregated quantitative impact data alone is inadequate for a meaningful understanding of differential impact and how to reduce it.
- Minority, vulnerable and marginalized groups are not visible in mainstream data.

The study highlighted the need for a better understanding of differential impact, underpinned by gender and age inequality-informed data. Recommendations included strengthened systems for sex-, age- and inequality-disaggregated quantitative data, along with the need for

proactive efforts to identify, listen to and build trust and engage with those most at risk of being left behind.

UNICEF contributed to two new global guidelines on children and DRR in 2019. The *Words into Action* guidelines, published by the United Nations Office for Disaster Risk Reduction, provides comprehensive guidance for practitioners and policymakers on engaging children, adolescents and youth in DRR and resilience-building under the Sendai Framework for Disaster Risk Reduction.<sup>111</sup> The *IASC Guidelines on Working with and for Young People in Humanitarian Settings and Protracted Crises*, published jointly with the Norwegian Refugee Council and the United Nations Population Fund, sets standards and principles designed to facilitate the systematic inclusion of and engagement with young people in emergencies.<sup>112</sup>

To strengthen the organization's evidence-base on peacebuilding, capture good practice and chart the way forward, UNICEF conducted two reviews in 2019: a formative evaluation on its Support to Young People in Peacebuilding, and a global review of its Multisectoral Contributions to Peacebuilding and Social Cohesion. UNICEF also published the *Water Under Fire* report,<sup>113</sup> which explores the role of WASH in building peace and strengthening social cohesion (see the *Emergency WASH section*). The evidence gathered through these reviews of the UNICEF approach, its impact and promising practices, served as the basis for its contributions to the United Nations Secretary-General's reports on Youth, Peace and Security (2020) and on Peacebuilding and Sustaining Peace (2020). UNICEF contributions highlighted the role of education, adolescent and youth participation and child-centred social service delivery in fostering social cohesion, building and sustaining peace.

## Partnerships

---

In 2019, UNICEF stepped up its advocacy on the role of children in peacebuilding through its engagement in the Strategic Peacebuilding Group, and the Global Coalition on Youth, Peace and Security, where it also serves as the co-lead on the Communications Task Force, the United Nations

Peacebuilding Strategy Group and the United Nations-World Bank Partnership in Crisis-Affected Situations. UNICEF also helped to shape the development of the new World Bank Fragility, Conflict and Violence Strategy, which now includes human capital and children's rights within its priorities.





© UNICEF/UNI239391

# Results: Urban programming and local governance

Kohinoor Raihan and her son Mohammad at the entrance of their home in Duaripara Slum, Dhaka, Bangladesh. The Raihan family have benefited from a UNICEF-supported government community cash transfer programme

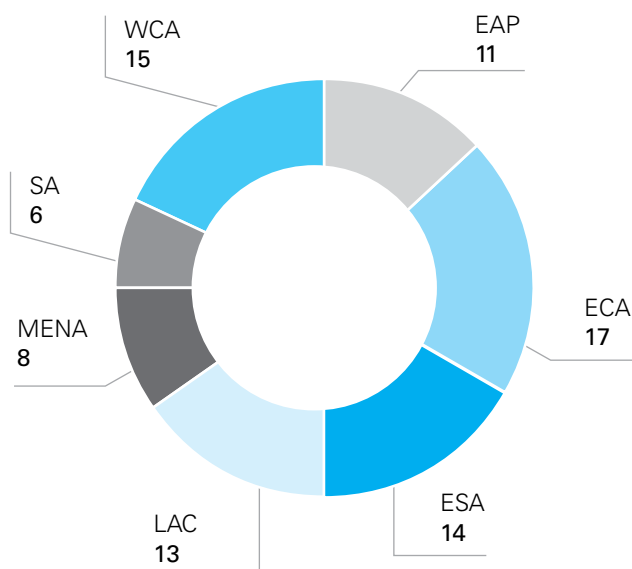


# Urban programming

UNICEF is increasingly focusing its programmes on children living in urban settings, in response to the explosive growth of the urban population in recent decades and increasing intra-urban inequities in programming countries. In 2019, 84 UNICEF country offices reported supporting interventions in cities and towns, compared with 72 in 2018. These interventions include the urban-specific planning, capacity-building and policy work described below, as well as a widening typology of programming and support within sectoral programmes. In the area of WASH, for example,

UNICEF finalized its first global framework for urban WASH programming in 2019, sponsored urban-focused WASH research, built capacity on urban WASH programming and, through direct support, reached millions of beneficiaries in towns and cities (*see the Cross-cutting areas subsection in the WASH section*). Other sectoral areas with significant UNICEF urban programming are social policy (including decentralization and local governance, social protection, child poverty and public finance), health and nutrition.

FIGURE 39: UNICEF engagement in urban programming, number of countries by region, 2019



Source: UNICEF SMQs (2019).<sup>114</sup> Notes: EAP, East Asia and the Pacific; ECA, Europe and Central Asia; ESA, Eastern and Southern Africa; LAC, Latin America and the Caribbean; MENA, Middle East and North Africa; SA, South Asia; WCA, West and Central Africa.

Monitoring data from country offices indicate that in 2019, forty-two countries reported national urban programmes that are child-responsive, 53 countries reported the availability of disaggregated data in urban settings, and 42 countries reported national urban programmes that are child-responsive. The Urban Situational Analysis Tool Kit developed and shared with country offices in 2019 was much appreciated and widely used by countries.

## Urban diagnostics

As a component of the new UNICEF guidance package on the situation analysis of children's rights and well-being (a core UNICEF instrument used to inform policy dialogue and interventions), the organization released the Urban Situational Analysis Tool Kit in 2019. Designed to help country offices formulate their urban advocacy and programming agendas, the tool kit includes practical guidance on identifying equity gaps, bottlenecks and

relevant stakeholders in the urban sphere and tools for analysing governance and financing mechanisms, as well as the capacities of national and city governments to improve the effectiveness of their programmes. The package is now being used in countries designing and implanting situation analyses as part of the UNICEF programming cycle.

UNICEF is working closely with UN-Habitat to integrate child-related indicators in the City Prosperity Index, which is used to measure a city's overall achievements with respect to prosperity, insofar as they are related to how cities are governed or how they create and distribute socioeconomic benefits. It is also working with UN-Habitat on developing a United Nations System-wide urban monitoring framework.

According to UNICEF monitoring systems, a total of 53 countries collected disaggregated data on intra-urban disparities in 2019. The most common type of disaggregation reported by country offices was by geographic area, household income and gender. In most cases data were from UNICEF Multiple Indicator Cluster Surveys and related household surveys, although fine-toothed disaggregation is not always available through these instruments. Other data were drawn from sector-specific surveys. The most comprehensive data sets on intra-urban disparities were in countries where purpose-built surveys had been conducted, such as in Bangladesh's Child Well-being Survey in Urban Areas, and Jordan's Geographic Multidimensional Vulnerability Analysis study, which was conducted in 2019 with UNICEF support.

## Urban planning for children

In 2019, UNICEF launched an urban planning pilot project on road safety for children with funding from the United Nations Road Safety Fund in Paraguay, the Philippines and South Africa. The Child-Responsive Urban Planning and Sustainable Urban Transportation to Enhance Road Safety for Children project has three components: (1) Capacity development, including the course material for two capacity development modules and the delivery of a training of trainers session; (2) Formulation of specific policy recommendations; and (3) On site interventions. The pilots are ongoing, in collaboration with institutional, academic and technical partners in all three countries.

A training package on Children's Rights and Urban Planning principles has been developed by a team of technical experts from the three countries, and the first group of 53 master trainers has completed the course.

In Paraguay, UNICEF is coordinating the project with the National Traffic and Traffic Safety Agency and working with three municipalities that are committed to ensuring safe and healthy journeys to school and children's access to public space. Inspired by the training objectives, the Ministry of Housing and Urban Planning of Paraguay has issued a memorandum to ensure that all future urban development projects are based on children's rights. The three universities that participated in the training are preparing modules on child-responsive urban planning in civil engineering and architecture careers.



Children participants in a child-friendly road-safety programme in Asunción, Paraguay

In South Africa, the project will strengthen the Child Road Traffic Injuries Prevention Programme, based on the knowledge gained of ongoing engagement with municipalities through the Child Friendly Cities Initiative. Under the project, trainees conducted site visits to school environments, to assess the existing situation and interview children and local stakeholders, with a view to designing solutions and drafting action plans.

In the Philippines, UNICEF works with the Housing and Urban Development Coordinating Council to integrate children's rights in its accreditation guidelines for urban developers in the design of new communities. UNICEF also conducted an additional training course with the School of Urban and Regional Planning, University of the Philippines, which helped to familiarize participants with concepts, evidence and technical strategies to bring children and communities to the foreground of urban planning.

## Case Study 8: United Arab Emirates: Engaging children in the design of child-friendly spaces in Sharjah

In 2019, the UNICEF Gulf Area Office collaborated with UN-Habitat and the Sharjah Urban Planning Council and Child Friendly Office on an initiative to promote child-responsive planning for the design of public spaces in the city of Sharjah, United Arab Emirates. The first step was to facilitate a process that engaged 48 children, aged 9 to 15 years old, to visit a public space in the city, express their views and then design a new model space using the Minecraft computer programme. The design incorporated features such as shaded areas and safety fencing, while also taking into account the need to design across the spectrum of ability and disability. The Sharjah Urban Planning Council is incorporating these inputs into the design of a new park in 2020.

In a second phase, a city-wide public space assessment was conducted in Sharjah by 45 young engineers and architects. Covering a total of 60 open public spaces, it aimed to assess the child-friendliness of public spaces by evaluating different components such as safety, accessibility and availability of essential facilities and services. This assessment will serve to improve existing public spaces by ensuring that they are truly child-friendly.

Finally, a set of guidelines was developed to ensure that future public spaces in Sharjah meet the rights of all children and families, regardless of their age, social background, ethnicity or abilities. These will promote the coordinated and sustainable development of open public space planning, as well as its harmonization and standardization in Sharjah.

## Policy and guidelines

UNICEF contributed to the new United Nations System-wide Guidelines on Safer Cities and Human Settlements<sup>115</sup> through direct engagement in the development process with UN-Habitat and through the contribution of child-focused data and publications, notably the 2018 UNICEF handbook on child-responsive urban planning.<sup>116</sup> The System-wide Guidelines include 'Children and youth as agents of change' as one of its core principles and stress child-focused strategies such as the creation of safe public spaces for youth and the need for child-friendly participation processes.

UNICEF is also part of the task force to develop a United Nations System-wide Strategy on Sustainable Urban Development, which was identified as a need by the United Nations Senior Management Group in 2018.

At country level, UNICEF continues to engage with national and city governments and other partners on building supportive policies for urban children. This includes cross-sectoral efforts, such as support for the Plurinational State of Bolivia's new national urban policy and a strategy

proposal on urban child poverty for Malaysia's new development plan, and sector-specific work such as the development of urban vaccination strategies in Angola, Mali, Pakistan and several other countries in 2019.

## Partnerships and outreach

UNICEF and the City of Cologne hosted the first international 'Child Friendly Cities Summit' in October 2019. The event brought together more than 600 participants from over 180 cities and communities, including mayors, local leaders, technical experts, children, adolescents and young people, to discuss innovative approaches to advance children's rights through local commitment, and to identify and exchange good practices at local level. Outcomes from the summit included the Child Friendly Cities Mayors' Declaration, committing to action for children, adolescents and young people locally, and the Child and Youth Manifesto.

In November 2019, the 'Mayors for Children' meeting was hosted by the City of Athens, Greece. During the event,

presentations and discussions focused on programming results for the most excluded children, adolescents and young people.

Based on demand from mayors at both these gatherings, UNICEF is working to develop a programme framework for integrated engagement in cities. Recommendations from the urban evaluation, currently under way, will inform this process.

UNICEF continues to strengthen its partnership with UN-Habitat, formalized in 2019 with a letter of engagement that detailed joint initiatives in the areas of urban data collection and analysis, the Cities Prosperity Initiative, urban planning, and work on public spaces for children and on WASH. Other important UNICEF partnerships for urban programming are with the Cities Alliance global partnership, and the International Society of City and Regional Planners.

## Local governance

---

UNICEF works with local governments to help ensure that plans, budgets and service delivery are child-responsive, and that services are consistent with the preferences, needs and perspectives of children. UNICEF programming strengthens local governments' capacity to plan, organize services, prepare for emergencies, budget equitably and monitor and receive feedback on critical child services. These actions support results across UNICEF priority areas, particularly in health, WASH, early childhood education and child protection, where services are frequently provided by local governments.

In 2019, UNICEF released comprehensive new guidance for programming in this area. *A Local Governance Approach to Programming: Guidance for achieving multisectoral results through working with local governments*<sup>17</sup> sets out in a systematic framework the four principal ways in which UNICEF works with local governments:

- Supports local government and other stakeholders in the generation and analysis of geographically disaggregated data and evidence.
- Strengthens local planning and budgeting processes and supports resource mobilization.
- Empowers communities and provides them with the tools and mechanisms to influence local decision-making and to monitor local service provision.
- Supports local government in the implementation, coordination and oversight of service delivery arrangements.

The organization's presence and technical capacity at subnational level provides valuable opportunities for supporting local authorities in improved service delivery for children. It is also well positioned to engage in national policy dialogue, including on decentralization reform, to ensure that local programming is institutionalized and sustained in the long term. UNICEF is able to leverage its national and subnational presence to model improvements that can be scaled up to accelerate progress. The UNICEF presence in development, fragile and humanitarian contexts allows it to work with local governments in reducing disaster risks, responding to disasters, and supporting

social cohesion in ways that support peacebuilding and future stability for children.

Working closely with development partners enables UNICEF to leverage its role as a niche actor focusing on local governance and service delivery. Important partners include other United Nations agencies such as UNDP and UN-Habitat, bilateral agencies such as GIZ, global and regional local government associations such as United Cities and Local Governments, and development banks such as the World Bank and the Asian Development Bank. Such partnerships allow UNICEF to benefit from external local governance expertise while contributing a child, equity and social services perspective on partners' work. The work with partners also contributes to system coherence, with a view to achieving better results for children, and more integrated approaches to the 2030 Agenda.

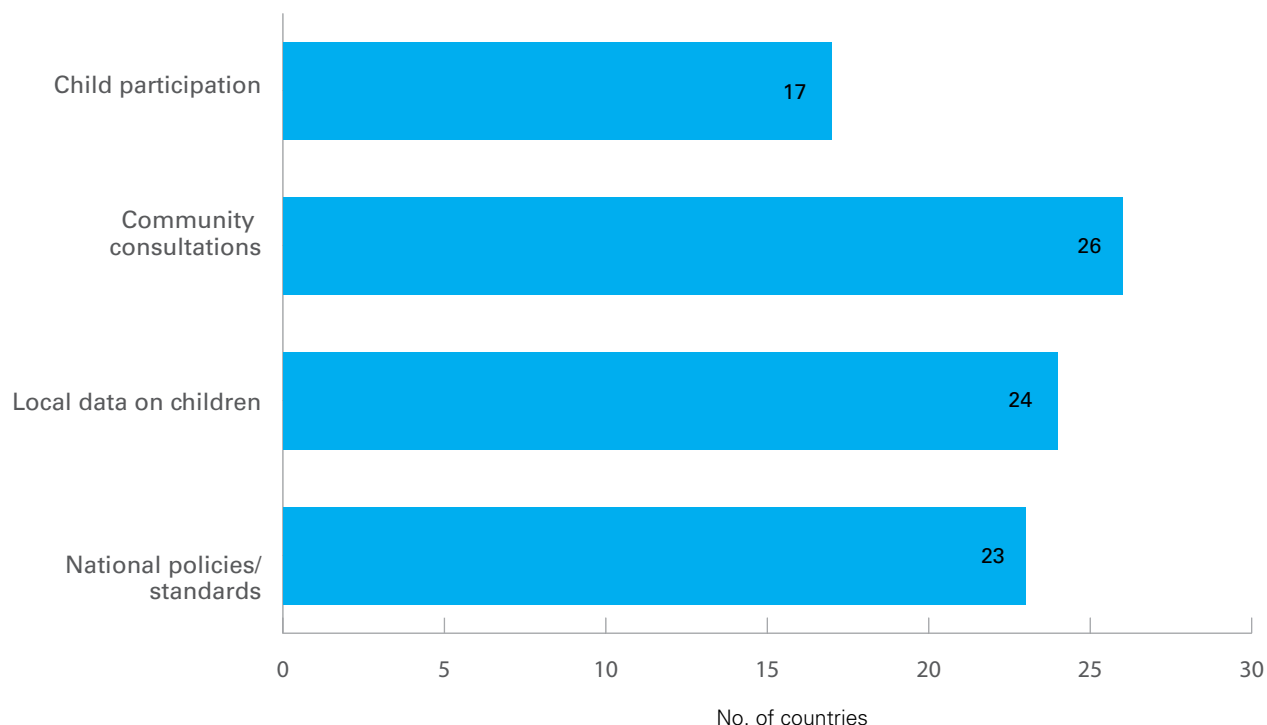
## Local development planning and budgeting

In 2019, UNICEF supported local development planning and budgeting processes in 56 countries. In 22 of these, UNICEF engaged in both rural and urban areas. In 11 countries, work was exclusively in rural areas and in 12 countries it was only in urban areas (rural/urban disaggregation is not available in the other 11 countries, either due a lack of urban/rural classification in the country, or because UNICEF does not track engagement in this way).

As a result of UNICEF engagement in local development planning and budgeting processes, 413 local governments have local development plans that are child-responsive and budgeted (in 31 reporting countries). Local governments in these countries use a variety of instruments to make these local development plans child-responsive, with community consultations and the generation of local data mentioned most frequently (see Figure 40).



FIGURE 40: Instruments applied to make local development plans child responsive, number of countries, 2019



Source: UNICEF SMQs (2019).<sup>118</sup>

## Local data and evidence

The starting point for local governments to provide responsive services for communities and children, including those who are poor and disadvantaged, is good local data and information, and the capacity to analyse and use information for services. Information includes administrative data and evidence on the status of children, data on service delivery performance at subnational level or within UNICEF priority regions, districts, municipalities or villages, child- and community-based needs assessments, neighbourhood profiles or risk maps, and comparative assessment indices at national level. UNICEF country offices work with both local government and central ministries to improve the collection, analysis and public availability of geographically disaggregated child outcome data. Often, this work is in support of municipalities and regions where the worst child deprivations are concentrated. Examples of this area of work during 2019 include:

- India, where UNICEF supported development of states' SDG indicators and monitoring frameworks as part of efforts to localize the SDGs. Examples include the mapping of state- and district-level schemes to SDG targets in Maharashtra, the adoption of state SDG indicators in Odisha, and the creation of SDG monitoring units in Bihar and Chhattisgarh.

- Nepal, where collaboration with UNDP expanded support to Disaster Management Information Systems in two provinces and provided support to municipalities for risk-informed planning. The municipal governments have continued allocating funds for plans to implement mitigation activities, such as construction of boundary walls in schools and retention walls in landslide-prone areas.

## Local planning and budgeting

A critical element of child-friendly local governance is the capacity to plan, budget and finance services for which local governments are accountable. These three mechanisms are key entry-points in addressing inequity in both access to and quality of social services in subnational-level areas. UNICEF works with local government, ministries of finance and development partners to strengthen local planning and budgeting processes and help them mobilize resources for better child and adolescent outcomes and equity. This includes working on the design and execution of national guidelines and intergovernmental transfers, and supporting mechanisms to incentivize and strengthen local government resource allocation towards children. Examples of this work during 2019 include:

- Support to 37 municipalities in Honduras to develop municipal child protection plans and budgets, using information from a Child Situation Analysis and a package of training tools covering planning and budgeting for children, results-based monitoring and accountability. Following training of 75 municipal staff, 60 per cent of the municipalities completed child protection plans and child-sensitive municipal budgets.
- A new partnership with the Institute of Rural Development Planning and the Local Government Training Institute in the United Republic of Tanzania to train central and local government officials in child-focused budgeting. Through the programme, more than 150 national and local government officials and 24 local councillors enhanced their ability to plan and budget with a child focus. In the medium to long term, the courses will be integrated into in-service and pre-service training for government officials.

## Case Study 9: Turkey: Child-sensitive budgeting and strategy development

In Turkey, UNICEF used the opportunity of local elections, when all municipalities are required to develop new five-year development plans, to develop and implement a Child Sensitive Budget and Strategy Development Training programme for Municipalities, in partnership with the Union of Municipalities of Turkey. Training was provided to 120 staff from 29 municipalities from June to September 2019, complemented by bilateral technical assistance to 20 municipalities and support to knowledge exchange between municipalities. These activities aimed to increase the capacity of the municipalities in child-focused design, implementation, monitoring and reporting, supporting their 2021–2025 Development Plans with a stronger vision in favour of children. UNICEF analysis comparing pretraining expenditure (2018 expenditure), with 2020 expenditure plans for children shows an average 66 per cent increase in budgets allocated to children.

## Local participation, community empowerment and accountability

Community empowerment, participation and accountability offer substantial benefits to children, communities and local governments. While child and adolescent participation can help to make local policies and plans more responsive, ensuring more effective use of local budgets in support of children's priorities, local governments can also benefit by gaining access to innovative ideas and solutions to local challenges related to service delivery and the local environment. Involving children and adolescents in local governance also provides an opportunity to practise civic engagement, while even in fragile environments, opportunities for inclusive participation can be a means to strengthen social cohesion. In 2019, country offices frequently supported community participation, including child and/or adolescent engagement, in key local governance processes, with a focus on inclusion of the most marginalized.

One example is in Mongolia, where UNICEF continued its technical support to the meaningful participation of children in local decision-making. Following a move by the provincial governor to institute a monthly 'Listen to Children' day, each month 1,500 to 2,000 children from local schools, child-led organizations, child development centres and dormitories actively participate in forums, through which they present requests and ideas to be reflected in the decisions and priorities of local government. Based on

these consultations, Bayankhongor province has committed resources for mobile library services and sports hall renovations, and has expanded into reducing air pollution as part of 'Smog Free Bayankhongor 2018–2022'. Twenty child auditors were trained jointly with UNICEF to monitor implementation of the budgeted initiatives and provide feedback to the local governor's office. In addition, technical workshops on child-friendly budgeting were organized for 120 local authorities in collaboration with the Ministry of Finance. In 2019, some 30–39 per cent of the Local Development Fund was spent on child-related projects in focus areas, compared with 14–33 per cent in 2018.

## Local service delivery arrangements

While local governments are frequently responsible for providing some of the most important services for children and their families, they often share this responsibility with national government agencies, or need to coordinate local service arrangements provided by the private sector or civil society under multiple service delivery arrangements. Local governments often struggle to manage these diverse service providers effectively, and to provide service quality, overcome duplication and gaps in service delivery, ensuring that services are available to the poorest children. UNICEF works to support local governments to design, cost and implement child-focused local service packages, establish coordination structures and mechanisms for management of local service delivery stakeholders, clarify local roles

and accountabilities, and strengthen local government monitoring and oversight of service quality. Examples of UNICEF country offices' work in this area in 2019 include:

- Somalia, where UNICEF worked in partnership with UN-Habitat, the United Nations Capital Development Fund, UNDP and the International Labour Organization to support decentralized service delivery of education, health and water services in 17 districts in Somaliland and Puntland. Under the programme, district councils are increasingly taking ownership of basic services in education and health and making substantial budgetary contributions to these. Support for regular intergovernmental dialogue, technical working group meetings, sector coordination

meetings and joint monitoring visits have contributed to strengthened coordination mechanisms, trust and collaboration among and between the different tiers of government, while supporting the expansion of primary education, health centres and water points.

- In Peru, UNICEF provided technical assistance to a programme for improving municipal services aimed at generating innovative solutions to public management challenges and improving the quality of services. Some 65 managers from 14 municipalities in Lima and Loreto participated and designed 12 service improvement plans (on health and child protection), to be implemented in 2020.



© UNICEF/UNI284645/Prinsloo

# Results: Climate, energy and environment

Nurse Murida Co at a health clinic in the remote village of Dara, Guinea-Bissau, where UNICEF supported the installation of a solar system for both electricity and water-pumping



UNICEF involvement in climate and environmental action continued to expand in 2019, with country offices increasing engagement across the outcome and output areas of the Strategic Plan. In 2019, UNICEF articulated its global approach to climate and environmental work across the four pillars described in the Strategic Context section, which complemented the development of new regional strategies for climate and environmental efforts in the Latin America and the Caribbean and East Asia and Pacific regions. To promote the mainstreaming of climate and environmental action into UNICEF programmes, work in 2019 included the articulation of cross-sectoral links and opportunities, and embedding climate and environmental considerations into existing planning processes. For example, emphasis on minimizing the environmental impact of humanitarian operations and prioritizing climate-resilient recovery from extreme weather events became part of the *UNICEF Core Commitments for Children in Humanitarian Action*, and climate change risks are now embedded in the *Guidance for Risk-Informed Programming*. New UNICEF guidance for the country

programme development process strengthens the climate and environment modules for the Situation Analysis and other parts of the country programme cycle. These global and regional strategy articulation exercises complemented subregional and country efforts in areas such as structured Climate Landscape Assessments for Children in the Eastern Caribbean subregion, Haiti, Guatemala and Madagascar.

Overall, 56 country offices reported being involved in climate-, energy- and environment-related activities in 2019, compared with 27 in 2018. Selected 2019 results are described below, broadly categorized according to the four pillars that guide UNICEF external communications and advocacy, implementation programming and internal sustainability efforts. Activities and results that provide synergies across multiple pillars are highlighted, such as the use of renewable energy in UNICEF programmes, which reduces emissions but often also increases climate resilience.

## Advocacy and evidence generation

---

Children bear the brunt of the impacts of climate change. The climate crisis is a children's rights crisis, but is often not recognized as such. UNICEF made this a central theme of its global advocacy, culminating in the Conference of the Parties to the United Nations Framework Convention on Climate Change, the annual meeting of the primary decision-making body for climate change negotiations. At the 2019 COP in Madrid (COP25), UNICEF hosted a high-level event, 'We Dare: Children and Youth vs. the Climate Crisis' to reinforce the need for climate change negotiations and commitments to integrate the protection of children's rights. At the event, 10 champion governments, UNICEF and other partners such as YOUNGO (the children and youth constituency at the United Nations), launched an Intergovernmental Declaration on Children and Youth. More than 350 children, authorities and global leaders attended the event, and the integration of children's rights with climate action will be a key focus of UNICEF advocacy activities in the future.

UNICEF published a wide range of advocacy documents on the environment and climate change in 2019 (see Figure 41). Global publications included an articulation of the organization's global response to climate change, an analysis of the under-recognized issue of air pollution in Africa, an evidence paper showing that very few national climate change strategies (including those in industrialized economies) are child-inclusive, and an analysis of the critical role of energy access in furthering sustainable development goals in education. These global efforts complemented regional and country activities to advocate for the inclusion of children's rights in climate and environmental action. Examples include a call to action on health and the environment in East Asia and the Pacific, a guide on child-inclusive resilience development in Latin America and the Caribbean, a publication on the impact of climate change on children in Bangladesh, and a study on the impacts on children of environmental degradation in the Aral Sea.

**FIGURE 41: Selected UNICEF advocacy publications on climate change and the environment, 2019**

Global publications:	Regional and country publications:
<ul style="list-style-type: none"> <li>• <i>An Environment Fit for Children</i></li> <li>• Report: <i>Silent Suffocation in Africa</i><sup>119</sup></li> <li>• <i>Are climate change policies child-sensitive? A guide for action: Summary</i><sup>120</sup></li> <li>• The SDG 7 Policy Briefs 2019, Policy Brief #4 on Energy and SDG 4 (Quality education)<sup>121</sup></li> </ul>	<ul style="list-style-type: none"> <li>• East Asia and the Pacific: <i>Children's Environment and Health in East Asia and the Pacific, Situation Analysis and Call for Action</i></li> <li>• East Asia and the Pacific: <i>It is Getting Hot: Call for education systems to respond to the climate crisis</i><sup>122</sup></li> <li>• Latin America and the Caribbean: <i>Children uprooted in the Caribbean, How stronger hurricanes linked to a changing climate are driving child displacement</i><sup>123</sup></li> <li>• Latin America and the Caribbean: <i>Child-Inclusive Resilient Development – Key actions for governments</i></li> <li>• Bangladesh: <i>A Gathering Storm</i><sup>124</sup></li> <li>• Kosovo: <i>Impact of air pollution on health and measures to reduce exposures in Kosovo</i><sup>125</sup></li> <li>• Turkmenistan: <i>Assessment of effects of Aral Sea Crisis</i></li> </ul>

A total of 28 countries now have child-sensitive national climate change adaptation/mitigation plans (these include national sectoral plans), which were developed through UNICEF-supported programmes, exceeding the 2019 target of 15 countries. In all cases, these policy instruments

recognize that children are at risk from the negative impacts of climate change, unsustainable energy use and environmental degradation, and address their needs and rights.

## Engagement and empowerment of children and young people on climate, energy and the environment

With the growing movement of young people demanding accelerated and more ambitious actions on climate change, UNICEF has a unique role to play to ensure that their voices are adequately heard and responded to by decision makers. UNICEF supports the meaningful engagement of children and young people in a range of formal and informal consultation mechanisms at country, regional and global levels, helping them to engage meaningfully in decision-making processes on climate change.

As part of the run-up to COP25 in Madrid, young people in Latin America launched a new regional action-oriented climate challenge. The 1,000 actions for change challenge was launched during the Local Conference of Youth, preceding COP25. UNICEF, in collaboration with the Caribbean Disaster Emergency Management Agency and the national emergency authorities of 18 participating countries, embarked on developing a protocol for the Integrated Protection of Children and Adolescents in Disaster Situations for the Caribbean.

UNICEF and the Government of Viet Nam are introducing green habits and climate-smart school standards, and developing sustainable environmental learning packages to limit the negative impact of climate change and pollution on education and learning. UNICEF support enabled a total of 29,000 adolescents to engage offline and online through U-Report and other platforms at community, school and policy level on climate change, air pollution and safe living environments, as well as on the issue of violence against children.

In Turkmenistan, UNICEF continued to support the Ministry of Environment and the National Red Crescent Society to develop a climate change, environment and energy school curriculum. After a piloting phase in 17 schools, the curriculum was approved for nationwide implementation. The curriculum emphasizes child-centred, age-appropriate and gender-sensitive interactive teaching, and a new teacher training manual is under development in support of this focus. In Zimbabwe, UNICEF supported children, youth

and communities to promote environmentally sustainable innovations in waste management, sustainable energy and sustainable agriculture, and to cultivate a culture of environmental stewardship as part of the Green Innovations Hub and Sustainable Energy for Health Facilities and Surrounding Facilities project.

In addition to participation in policy processes and support to strengthening formal environmental and climate education, UNICEF promotes the engagement of children on specific issues, notably air pollution, to which children are particularly vulnerable. In India, more than 10,000 children participated in a UNICEF-supported campaign to learn about the health impacts of air pollution, understand pollution levels in their neighbourhoods, and advocate with policymakers on pollution control. UNICEF Viet Nam collaborated with Clean Air Asia to organize a workshop on air pollution in Ho Chi Minh City, helping 35 adolescents, teachers and social innovation club leaders to develop innovative mitigation solutions that were presented to development partners. Also in Ho Chi Minh City, UNICEF,

the United States Consulate and local partners provided air quality monitoring devices to schools and NGOs supporting marginalized children.

In Belize, UNICEF supported a programme for children to use low-cost testing devices to monitor their local air quality, which is now being deployed across the country. Children have been empowered to develop and propose environmental sustainability actions such as recycling projects and better waste collection, to reduce the burning of refuse.

These efforts to address air pollution issues were reinforced by UNICEF National Committees in their home countries. For example, UNICEF United Kingdom launched a national campaign for reducing air pollution for the benefit of children's health, which involved young people monitoring air quality in their locality and using results to advocate their local elected representatives.<sup>126</sup>

## Case Study 10: Peru: *Dialoguemos* for action against climate change

In Peru, UNICEF contributed to the Ministry of Environment's 2019 National Meeting with Adolescents and Young People – '*Dialoguemos* for a Peru in Action Against Climate Change'. The initiative aimed to position the rights of children and young people within public policies that contribute to environmental sustainability and climate change, by promoting their effective participation in key national and subnational platforms. The *Dialoguemos* process ultimately seeks to empower young people to take a leading role as agents of change in their communities.

A total of 120 people participated in the meeting, with hundreds of others joining via streaming platforms and social media, including young people from poor regions and rural areas.

The meeting represented a milestone in Peru's efforts for climate action by involving children, adolescents and youth in developing climate policies, and empowering them through participatory and representative spaces at different levels of government.

The *Dialoguemos* initiative resulted in three key achievements:

1. Recognition by the Ministry of the Environment of the need for adolescent participation in subnational forums that influence environmental policies, such as the municipal and national environmental commissions.
2. The creation of a transitional steering group made up of adolescents and youth in the National Commission on Climate Change.
3. The development of a road map defining the participation of adolescents and youth in implementation of Peru's Nationally Determined Contributions as a part of commitments made under the Paris Agreement and the Framework Law on Climate Change.

Throughout the process, the young participants contributed a wide range of ideas, from suggestions of working more closely with the private sector to develop clean technologies and green industries, to the need for better climate modules in the education system. The quality and range of these insights was proof that if Peru and other countries are to move forward, young people must be fully engaged in the development of national climate policy.

# Protecting children from the impacts of climate change and environmental pollution

---

A key element of operationalizing the UNICEF strategy is to strengthen resilience to climate impacts and environmental degradation through sectoral work, recognizing that the organization's long-standing expertise and programmatic reach provides the best platform from which to achieve results for children at country level. Interventions within sectors are complemented by cross-sectoral planning and analysis to drive synergies across result areas. As described in other sections in this report, climate resilience has emerged as a major focus for WASH interventions, and environment and disaster reduction have been a long-standing area of focus for work in the UNICEF education sector. Addressing the impact of climate change and pollution on children's health and nutrition, and leveraging UNICEF experience in shock-responsive social protection systems to better serve children, are becoming increasingly important to the organization's work.

In China, UNICEF has been supporting the Government in developing a national action plan for children's environmental health, which will provide a national strategy for addressing environmental issues in relation to children's health and development. In both China and Myanmar, UNICEF is assisting the health sector to systematically identify and reduce key environmental risks to children's health through the pilot Children's Environmental Health Indicators initiative, which is ultimately intended to be integrated into Health Management Information Systems. The Afikepo Nutrition Programme responds to Malawi's problems of undernutrition, particularly in children under five, while addressing the underlying causes of undernutrition, such as climate change. The joint programme has been expanded to 17 additional districts. It uses a community-based adaptation framework, coupled with a participatory climate risk assessment tool, to promote environmental and natural resource management

practices, including climate-smart agricultural production of diversified local foods.

The Government of Mongolia has started to strengthen the shock-responsiveness of its social protection system. With UNICEF technical support, an innovative approach introducing social protection cash transfer measures aimed at protecting children from long-lasting negative impacts of climate-related seasonal shocks, such as *dzuds* (harsh winter conditions) was developed and piloted in the worst affected districts. This pilot will help to assess whether the existing social protection system can respond to these shocks and have a positive impact on children's well-being. It will also draw lessons on cooperation among development partners working on social protection and humanitarian cash transfer. In Indonesia, UNICEF led the establishment of a United Nations inter-agency partnership that has been awarded US\$2 million for the period 2020–2022 to support the national adaptive social protection programme, so as to ensure that social protection systems are more responsive to climate-related and other disasters.

The Pacific Islands, with support from UNICEF, developed a regional multisectoral coordination mechanism on early childhood development and its linkages with climate change. The high-level and multisectoral Pacific Regional Council on Early Childhood Development is an innovative model of coordination comprising ministers and permanent secretaries from the finance, health, education and social welfare ministries. In 2019, the Pacific Early Childhood Development Forum recognized the critical role of early childhood development for climate change risk mitigation, resilience-building and adaptation strategies, in line with a call by the 2019 Pacific Islands Leaders Forum to focus on climate change, health and the well-being of Pacific people.

## Reducing emissions and pollution

---

The only long-term solution to address climate change is a drastic reduction in greenhouse gas (GHG) emissions. In addition to advocacy with governments and other partners, UNICEF is focusing on reducing emissions and pollution in its own programmes across all results areas. This includes increasing the use of solar and other forms of sustainable energy (already in use by the WASH programme in 40 countries), minimizing waste and prepositioning supplies, all of which are also effective methods of building resilience to the impacts of climate change.

In South Sudan, which ranks third out of 186 countries in the climate change vulnerability index,<sup>127</sup> UNICEF has set in place a Dry Season Supply Plan to preposition life-saving supplies across the country during the November–April dry season, and address the logistical challenges of reaching children and families during a rainy season that renders 60 per cent of the country's roads inaccessible. Prepositioning 32,000 tons of emergency supplies allows children and their families to access essentials, including therapeutic food, health supplies, education kits and WASH equipment year-round, and makes it possible to provide timely



assistance to children in need. Not only has timely access to essential items improved, but UNICEF has also saved US\$12 million and reduced its CO<sub>2</sub> emissions by 3,500 tons by using surface transport in the dry season, instead of air transport in the rainy season.

As part of its continued efforts on health system strengthening in Malawi, UNICEF supported a large-scale assessment of energy needs of health-care facilities. Conducted in partnership with UNDP, the Ministry of Health and other ministries and government agencies, the assessment covered 40 health-care facilities, making it by far the most comprehensive energy demand assessment conducted in the country. The result lays the foundation for an investment case to expand the solarization of health-care facilities, including as a potential conduit for expanding energy access to nearby communities, while addressing equity and efficiency.

In Kenya, UNICEF continued supporting the Cash-plus Energy approach that provides solar devices to schoolchildren from vulnerable families, allowing them to study in the evenings after completing their household chores. As most of these cash beneficiaries are single mothers or widows, they are also encouraged to engage in income-generating activities, such as using the solar devices to charge neighbours' phones. The payment scheme for the solar energy is flexible and adapted to the circumstances of poor families, and is therefore a business model that can be scaled up by the private sector in hard-to-reach areas. In Papua New Guinea, UNICEF supported solar power in health-care facilities to provide an energy supply for both water pumping and cold chain equipment. The designs for such a dual purpose system are being reviewed by the Government for adoption as a national standard.

## Internal sustainability/greening UNICEF

UNICEF is committed to cutting its own environmental impact by reducing GHG emissions from air travel, vehicle fleets and facilities, and through reductions in water consumption, paper use, single-use plastic and solid waste. The United Nations has set targets of reducing GHG emissions by 45 per cent by 2030, and sourcing 80 per cent of its electricity from renewable energy by 2030. UNICEF is aligning its own emission reduction goals with these targets, and will continue to actively reduce its emissions.

As of 2019, UNICEF had conducted energy and water audits and assessments in more than 50 offices, helping to identify projects that reduce diesel, electricity and water use. In 2019, a regional assessment of offices in the West and Central Africa region was rolled out to identify additional eco-efficiency projects. To reduce the environmental footprint of conducting these assessments, UNICEF piloted use of a drone in Mali to support the design of a planned solar-power installation, and piloted

four 'cyber walk throughs' to cut travel costs and better support country and zone offices. For new construction and renovations, UNICEF is introducing the Excellence in Design for Greater Efficiencies green building certification, developed by the World Bank.

Recognizing that behaviour change is a critical pillar of reducing organizational resource consumption, UNICEF has instituted a 'Pledge to Act Sustainably' to be included as part of the onboarding of new staff, as well as featured Eco-tips on computer screen savers, an intranet page to reinforce sustainability behaviours, and campaigns on the responsible use of air conditioners and heating systems.

In 2019, UNICEF completed solar energy projects for offices in several countries, including Georgia, India, Kenya (including three zone offices), Mali, South Sudan and the United Republic of Tanzania. In other offices, UNICEF implemented energy and water efficiency projects, such as the introduction of LED lighting and low-flow toilets and sensors, in Djibouti, El Salvador, Mozambique, Tunisia, Zambia and other countries.



The UNICEF Country Office in Haiti has installed a solar energy system that will meet all energy needs for decades to come. It also serves as a testing ground and example for the use of solar energy throughout Haiti.





© UNICEF/UNI220505/Viet Hung

# High-level priorities to achieve the Strategic Plan, 2019–2021

Students at Sin Cheng ethnic lower secondary school during a hand washing with soap session



At the time of writing, UNICEF is in the process of realigning its programmes for children in response to the COVID-19 pandemic. Its mandate to protect the rights of children, its capacity to act quickly in key areas such as health and WASH, and its presence throughout the world have helped to position the organization at the centre of the global response to the crisis. As the pandemic continues and its longer-term impacts become clearer, plans will change to reflect this new reality.

The following discussion centres on adjustments to high-level priorities that emerged from the midterm review of the Strategic Plan, which will be presented to the UNICEF Executive Board at the 2020 annual session. The review assesses the first two years of Strategic Plan performance through an analysis of key strategies, risks and assumptions, and a review of the operating context. While plans will also be influenced by the COVID-19 crisis,

the results of the midterm review will be the underlying framework guiding decisions on course corrections and the setting of new priorities for the remainder of the Strategic Plan period and beyond.

The broad results of the review indicate that while UNICEF is mainly on track towards Strategic Plan Goal Area 4 outcomes and outputs, the SDG targets associated with the goal area are all off track (*see Figure 42*). The review also assessed the continuing validity of the Theory of Change for Goal Area 4, its broad approaches and strategies, and its indicators and targets. In most cases, the review found that these should remain unchanged for the next two years of the Strategic Plan, but with some adjustments and focus shifts as detailed below, including a clear need in several areas to increase the ambition of targets to accelerate UNICEF contributions to the SDGs for children.<sup>128</sup>

**FIGURE 42: Goal Area 4 midterm review results summary**

Result Areas	SDGs	Strategic Plan	Conclusion
Basic Water	Off track	On track	Increase the ambition of targets to meet SDGs.
Basic Sanitation	Off track	Off track	Accelerate focus and programmatic efforts to end open defecation and increase the ambition of targets.
Disaster Risk Reduction	Off track	On track	Increase the ambition of targets to meet SDGs.
Climate and Environment	Off track	On track	Increase the ambition of targets to meet SDGs and integrate climate-related solutions in programming and operations.
Urban Settings for Children	Lack of data	On track	Increase the ambition of targets.

## Output 1 and 2: Water, sanitation and hygiene

In the area of WASH, the midterm review of the Strategic Plan, along with a concurrent review of progress to date on the global WASH Strategy 2016–2030, resulted in recommendations for the following: two changes to Strategic Plan targets; three results areas where significant acceleration is needed to meet Strategic Plan targets and contribute to WASH-related SDGs; and three strategic programming shifts to maximize the likelihood of achieving the Strategic Plan targets and position the WASH programme in preparation for the next Strategic Plan period.

### More ambitious Strategic Plan targets

The two targets that will be increased both relate to WASH in institutions. Target 4.b.1 (b) on the number of schools with menstrual hygiene and health (MHH) services as a result of UNICEF direct support will be substantially increased from the original Strategic Plan target of 11,000 schools by the end of 2021 to a new target of 60,000 schools. This increase is the result of two factors: firstly, that progress has been exceptionally good, far exceeding the 2018 and 2019 milestones (*see the WASH in institutions section*), and secondly, that as part of the broader UNICEF

programme to promote gender equality, MHH is one of the five priorities in the UNICEF Gender Action Plan, 2018–2021.

The second target that will be increased is the number of health centres that gain access to basic WASH facilities through UNICEF-supported programmes: Target 4.b.1 (c). Inspired by the strong progress made in 2018 and 2019 against this target, and recognizing the positive momentum generated by the 2018 United Nations Secretary-General's Global Call to Action to improve WASH in health-care facilities, the four-year target has been doubled from 5,000 to 10,000 health-care facilities. The urgent need for further acceleration in this area, and the critical importance of water and hygiene facilities in health-care facilities, has been highlighted by the COVID-19 pandemic.

## Results areas for acceleration

The Strategic Plan commits UNICEF to reducing the number of people practising open defecation by 250 million by 2021, and current estimates show that progress is on track to meet this target. However, JMP estimates show that most progress is in just one country, India; in a number of other countries, progress is not on track. To accelerate progress, UNICEF will use the strategies already defined in the Game Plan to Reduce Open Defecation in off-track countries, with a focus on the following areas:

- Ensuring that all priority countries have road maps for action (including associated budgets, plans and coordination mechanisms).
- Continuing efforts to increase the political prioritization of open defecation reduction.
- Developing new and broadening existing strategic global and regional partnerships and promoting South–South engagement.

Another area of acceleration is WASH in health-care facilities, as discussed above. The new baseline data from the JMP (which was not available when strategic targets were set), shows just how low WASH coverage is in health-care facilities globally. Acceleration in efforts by all stakeholders is therefore now a priority (*see the WASH in institutions section*).

The third acceleration area is WASH in schools, where progress is lagging in relation to Strategic Plan targets. A key bottleneck identified in the review process is weak

leadership from national ministries of education to steer WASH in Schools programmes, coupled with the lack of clear accountability, weak monitoring systems and a low resource base. UNICEF has started to address this by developing a new joint WASH and education strategy for WASH in schools, and forming new cross-sectoral teams, especially in the area of gender and MHH.

## Strategic programming shifts

A key outcome from the midterm review is that UNICEF will make three broad shifts in its global strategic direction in the areas of climate-resilient WASH, addressing the full ambition of the SDGs in the area of sanitation and hygiene, and of linking development and humanitarian programming.

First, as presented in the Strategic Context and Climate-resilient WASH sections in this report, efforts to improve the climate resilience of WASH programming are under way and accelerating, with a new target of 70 per cent climate-resilient WASH systems from UNICEF direct support by 2021, and three linked objectives for WASH programming:

- To ensure that WASH infrastructure and services are sustainable, safe and resilient to climate-related risks.
- To ensure that resilient WASH systems contribute to building community resilience to adapt to the impacts of climate change.
- To contribute to a carbon-neutral WASH sector.

Second, UNICEF will continue to focus on the Strategic Plan targets of eliminating open defecation and increasing access to basic sanitation, but will also shift programming towards the imperative of meeting the more ambitious sanitation and hygiene service levels of SDG 6. This involves greater emphasis on strengthening sanitation markets by engaging with the private sector and entrepreneurs, and by working with governments, banks, development agencies, civil society and communities (*see the Sanitation and hygiene section*).

Third, UNICEF is moving to implement the new UNICEF Procedure on Linking Humanitarian and Development Programming. In the WASH programme, this shift will focus on strengthening the resilience of the WASH sector in fragile and conflict-affected contexts, following the road map presented in the *Water Under Fire* report (*see the Emergency WASH section*).



## Major WASH programme deliverables in 2020

---

### Water

- Finalization and implementation of the Water Game Plan in 33 priority countries
- Support for next generation sustainability monitoring, including sector-wide sustainability checks in ASWA countries
- Development and documentation of sustainable service delivery models, ongoing accountability for sustainability initiatives with SIWI
- Implementation of the French edition of the drilling course

### Sanitation, Hygiene, MHH

- COVID-19 hygiene programming guidance, advocacy and monitoring systems developed and implemented with technical assistance provided in select countries with an emphasis on new-media channels for promotion of behaviour change
- State of Sanitation Report launched coinciding with the 10th anniversary of World Toilet Day and human rights to water and sanitation
- Game Plan final progress report completed and Game Plan 2.01 development initiated, focusing on the SDG safely-managed sanitation standard and market-based sanitation
- Africa Sanitation Policy guidelines developed; MHH accelerator support provided (with Duke University) and to virtual MHH conference; WASH-Nutrition integration support

### WASH in Emergencies

- COVID-19 WASH response programme developed and implemented in line with UNICEF and global response programmes and monitoring systems
- Action plan and advocacy for the *Water under Fire* report recommendations developed and implementation initiated
- Implementation plan of WASH under the UNICEF-UNHCR partnership developed and implementation initiated in Phase I countries
- Continuing development of Return on Investment tool and WASH severity index

### Partnerships

- Development of business for results accelerators on market-based sanitation and climate-resilient WASH
- Support for the SWA Partnership and Finance Ministers' Meeting 2020

### Enabling Environment

- Compilation of lessons learned on the enabling environment, leading to evidence papers detailing the achievements and recommendations for an adapted framework to strengthen future actions globally
- Under UNICEF's leadership, a work programme is agreed among key partners and donors on how to measure and monitor WASH affordability under the broader SDG 6 monitoring framework.
- The WASH Global Capacity Development Plan is finalized and implementation started
- Analysis and documentation of lessons learned completed, leading to Revised EE Framework to strengthen EE actions globally

## Major WASH programme deliverables in 2020

---

### Results and Resources

- WASH Results Ladder developed linking direct, indirect and sector results developed with partners, aligned with monitoring systems
- Profiles developed of the ASWA platform focusing on adaptability and value for delivering core results including climate resilience and sustainability
- Improved coordination and knowledge management in support of WASH financing initiatives and the development of a new financing vision document and course
- Annual Goal 4 Global Annual Results Report completed

### Climate

- Finalize and implement the shift towards Climate Resilient WASH Programmes
- Finalize and disseminate a series on the impact of water scarcity on children and programmatic approaches to preventing water crises in large cities
- Support to scale up use of solar energy (online course, procurement manuals, helpdesk function, regional hubs for technical assistance to countries)
- Guidance on opportunities and partnerships for climate funding and financing

### Urban WASH

- Urban sanitation programming package (small towns and urban slums contexts) finalized and training implemented

### WASH in Institutions

- COVID-19 response package developed and finalised including technical guidance, online courses and webinars focusing on awareness campaigns on Infection Prevention and Control in health-care facilities and back to school campaigns
- Investment Case for WASH in health-care facilities developed and used in advocacy and resource mobilization
- WASH in schools acceleration plan developed and widely disseminated

## Output 3: Disaster risk reduction, resilience strengthening and peacebuilding

---

In this output area, the priority for the next two years of programming is to systematically incorporate risk-informing analysis in all UNICEF programming through scaled-up implementation of the 2019 UNICEF Procedure on Linking Humanitarian and Development Programming (*see the Disaster risk reduction, resilience strengthening and peacebuilding section*). The focus will be on the following areas:

- Represent UNICEF and children's rights issues in policy advocacy with Member States, inter-agency policy processes and partnerships, with a focus on

UNICEF engagement in transition and recovery, mission transitions, the new way of working, peacebuilding and sustaining peace, disaster risk reduction, climate change response, sustainable energy and environmental sustainability.

- Create global goods, including global partnerships, new guidance, tools and resources (such as rosters and long-term arrangements) to further integrate programming that fosters climate and environmental considerations, resilience and peace.

- Provide technical assistance to regional and country offices in key areas of integrated programming, especially in humanitarian action and with special emphasis on cross-cutting issues as a quality and coverage element.
- Leverage resources – considering the technical and financial support required to support regional and country offices to manage the challenge of climate change, environmental degradation, fragility and contextual risks to children.
- A key challenge for UNICEF programming in the area of disaster risk reduction, resilience-strengthening and peacebuilding is the need to build capacity at country and regional office levels to conduct child-focused and multi-hazard risk analyses, including conflict analyses and use findings to inform and adapt programming.
- Similarly, risk-informed programming is not yet sufficiently integrated into country office planning cycles, and conflict-sensitivity and peacebuilding programming is not integrated in contexts where necessary, and is not well reflected in the current Strategic Plan. Renewed planning efforts are needed by senior management at all levels to review programming regularly, so as to ensure conflict sensitivity at a minimum, and where possible, development of sharper interventions that have both primary and secondary peacebuilding outcomes in relevant contexts. This will be critical across all entry-points in the planning cycle.

## Output 4: Urban programming and local governance

---

With the slum population at over 1 billion and increasing in actual numbers and proportion, it is now increasingly evident that it will not be possible to realize the rights of all children under the Convention of the Rights of the Child, and meet goals for them under the 2030 Agenda, without a far stronger focus on children in cities. In this context, there is a need to work towards integrating urban issues in all Goal Areas of the UNICEF Strategic Plan and to strengthen the programme framework of the Child Friendly Cities Initiative (CFCI) for integrated engagement at city level. Other key priorities for 2019 and 2020 include:

- Lessons learned from the pilot projects on urban planning for children to be integrated in country programmes.
- Integrating child-related indicators into the City Prosperity Index and the monitoring framework of the System-wide United Nations Urban Strategy.
- Strengthening evidence and disaggregated data to sharpen programming and emergency preparedness and response in urban slums and informal settlements.

Local governance programming contributes in a cross-cutting way across multiple goal areas, strengthening the capacities of local authorities to plan and budget for services in the local context, as well as to coordinate

service provision at local level, and engage with citizens to build local ownership, social cohesion and accountability. Frequently, the barriers to improved service delivery in primary health, local water supplies or child protection are found in unclear decision-making authority, lack of adequate financial resources at local level or weakness in local accountability. Strengthening local governance approaches is therefore an important aspect of programming to support faster progress towards multiple Strategic Plan outcomes. To this end, UNICEF's new local governance programme guidance will be rolled out and integrated into country programming more systematically over the next two years, while relevant programmatic and advocacy frameworks such as the urban strategy and the CFCI framework will be brought into alignment, to ensure a more streamlined and coordinated overall approach. Given the strong connection between local governance, ensuring public finance reaches the poorest children, and equity or leaving no one behind, local governance may be repositioned as a cross-cutting element of UNICEF work in the future.

## Output 5: Climate, energy and the environment

---

As part of the midterm review of the Strategic Plan, all UNICEF results areas are assessing how they can incorporate climate and environment into their programmes. UNICEF has structurally supported this shift at headquarters, with the climate, energy and environment unit moving from the Division of Data, Research and Policy to the Programme Division. This was designed to ensure better alignment and integration with sector programming. Climate and environment indicators will be broadened so as to capture information required for the introduction of result-area specific indicators.

The midterm review elevated action on climate change and environmental degradation as an organizational priority and recommended that (1) Climate and environment considerations be mainstreamed through UNICEF programme development; and that (2) UNICEF accelerate

its efforts to programme at-scale in areas that build on its collaborative advantage. Areas to scale up include climate-resilient WASH facilities to help address water scarcity; 'climate-smart' health centres and 'green schools' that incorporate elements such as sustainable energy and disaster risk reduction; and accelerating response to address the impacts of air pollution as well as other forms of toxic pollution, such as lead, on children. The engagement of children is both a feature of these interventions and a focus area in its own right: UNICEF will support campaigns, advocacy and civic engagement programmes to enhance the participation of young people in climate and environmental action.



# Abbreviations and acronyms

AMCOW	African Ministers' Council on Water	MICS	Multiple Indicator Cluster Survey
ASWA	Accelerating Sanitation, Hygiene and Water for All	MSC	Mediterranean Shipping Company
BARMM	Bangsamoro Autonomous Region in Muslim Mindanao	NGO	non-governmental organization
C4D	Communication for Development	ODF	open defecation free
CATS	Community Approaches to Total Sanitation	PPP	public-private partnership
CFCI	Child Friendly Cities Initiative	PSEA	Protection from Sexual Exploitation and Abuse
CO <sub>2</sub>	carbon dioxide	SACOSAN	South Asian Conference on Sanitation
COP	Conference of the Parties to the United Nations Framework Convention on Climate Change	SBCC	Social and Behaviour Change Communication
DRR	disaster risk reduction	SDG	Sustainable Development Goal
ECD	early childhood development	SHAWN	Sanitation, Hygiene and Water in Nigeria
EMIS	Education Management Information System	SIWI	Stockholm International Water Institute
GCF	Green Climate Fund	SMQs	strategic monitoring questions
GHG	greenhouse gas	SWA	Sanitation and Water for All
GIZ	Deutsche Gesellschaft für Internationale Zusammenarbeit	UNDP	United Nations Development Programme
GLAAS	Global Analysis and Assessment of Sanitation and Drinking-Water	UNEP	United Nations Environment Programme
IASC	Inter-Agency Standing Committee	UN-Habitat	United Nations Human Settlements Programme
IWRM	integrated water resources management	UNHCR	United Nations High Commission for Refugees
JMP	WHO-UNICEF Joint Monitoring Programme for Water Supply, Sanitation and Hygiene	USAID	United States Agency for International Development
MHH	menstrual hygiene and health	VfM	value for money
		WASH	water, sanitation and hygiene
		WASH BAT	WASH Bottleneck Analysis Tool
		WHO	World Health Organization

# Annex 1: Financial report\*

\*All funding data as of 6 April 2020, pending audit and certification.

This financial report details income and expenses for Goal Area 4 in 2019. It is presented in three parts:

- An overall summary report for Goal Area 4
- A report on WASH income and expenses
- A report on income and expenses for disaster risk reduction (DRR), urban and local governance, and climate, energy and the environment output areas (referred to in this financial annex as Safe and Clean Environment income and expenses).

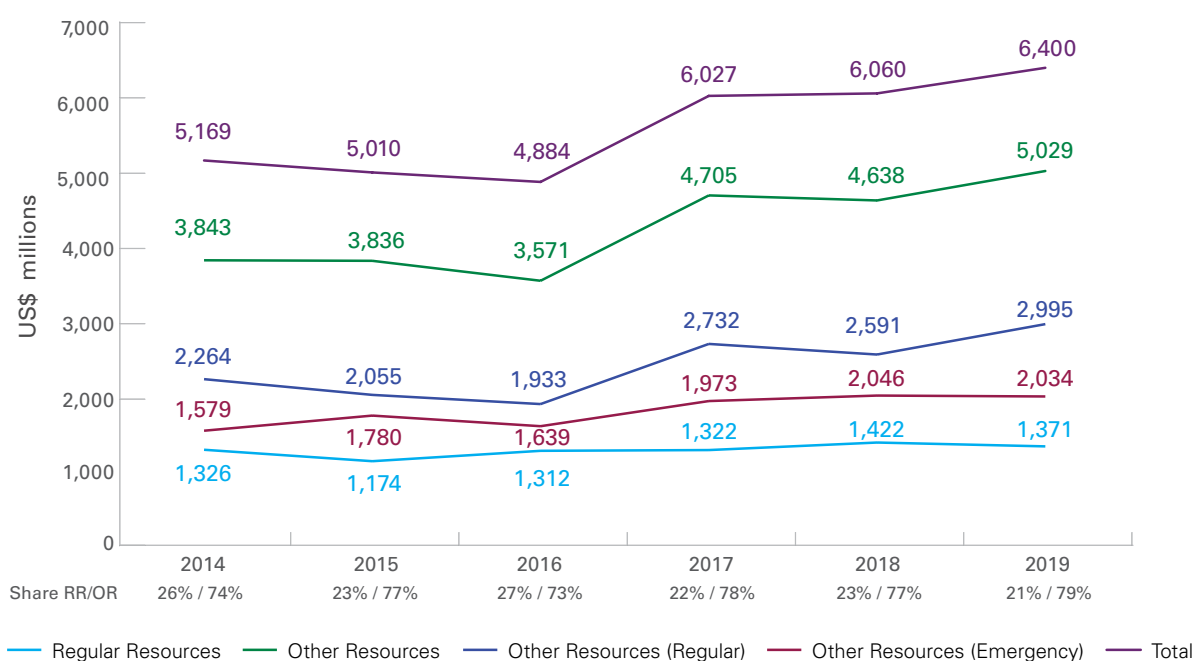
## Part I: Overall income and expenses for Goal Area 4

### UNICEF Income in 2019

In 2019, total income to UNICEF reached US\$6,400 million. This was an increase of 6 per cent compared with 2018, due to an increase in earmarked funds to specific programmes (other resources). Unearmarked funds

(regular resources) income decreased to US\$1,371 million in 2019 compared to US\$1,422 million in 2018. Regular resources also decreased as a proportion of total income to UNICEF to 21 per cent, down from 23 per cent in 2018. Other resources income increased by 8 per cent, up from US\$4,638 million in 2018 to US\$5,029 million in 2019.

FIGURE A1-1: Income by funding type, 2014-2019\*



\*2014–2016 Income restated to reflect change in accounting policy for comparison with 2017–2019.

'Other resources' contributions increased 8 per cent compared to 2018, while contributions to the 10 thematic funding pools decreased by 10 per cent, from US\$386 million in 2018 to US\$346 million in 2019. Thematic funding also decreased as a percentage of all 'other resources', from 8 per cent in 2018 to 7 per cent in 2019. This is 6 per cent below the milestone target set out in the UNICEF Strategic Plan, 2018–2020, of thematic funding being 13 per cent of all 'other resources' in 2019. The trend of decreasing overall amount of thematic funding as well as decreasing ratio of thematic funding as a percentage of the total is concerning and goes against Funding Compact commitments. In the Funding Compact between governments and the United Nations Sustainable Development Group, United Nations Member States have committed to double the share of non-core contributions that are provided through single agency thematic, such as UNICEF's thematic funding pools. In alignment with this commitment, UNICEF aims to double thematic funding as a share of all 'other resources' to 15 per cent by 2021. To reach this goal, UNICEF encourages partners to channel more contributions through these softly earmarked funds.

**'Income'** refers to the total amount committed in the year that the agreement was signed, plus any adjustments, for funds received from private sector partners and disbursements received in a particular year from public sector partners, while 'contributions' refers to disbursements received in a particular year, exclusive of adjustments, from both private and public partners.

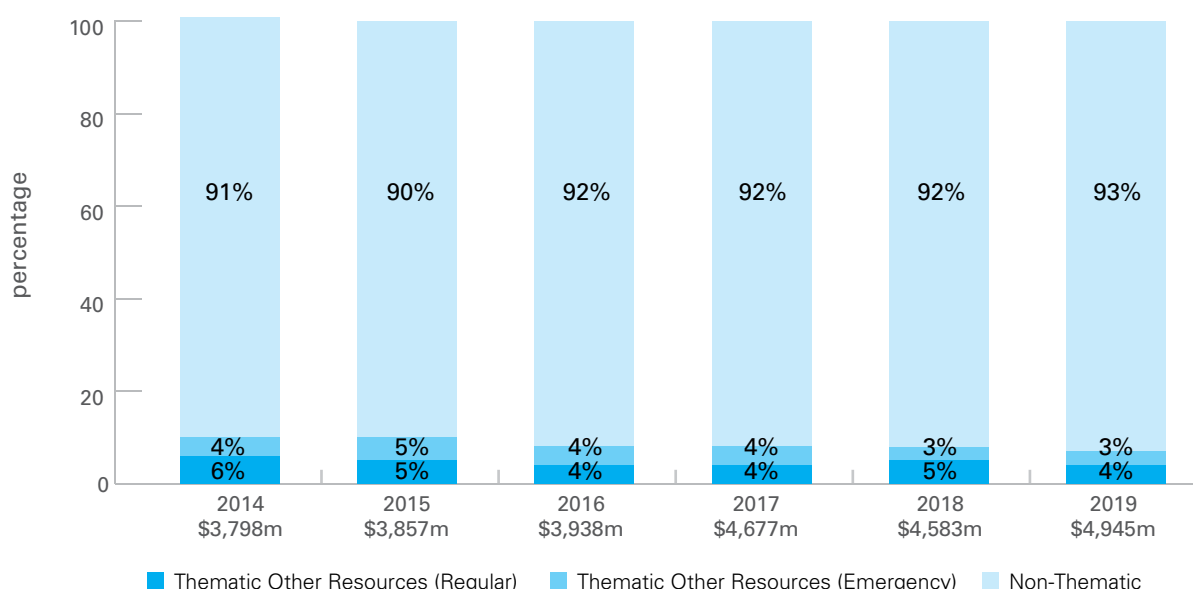
**Regular resources (RR):** Unearmarked funds that are foundational to deliver results across the Strategic Plan.

**Other resources (OR):** Earmarked funds for programmes; supplementary to RR and intended for a specific purpose, such as an emergency response or a specific programme in a country/region.

**Other resources – regular (ORR):** Funds for specific, non-emergency programme purposes and strategic priorities.

**Other resources – emergency (ORE):** Earmarked funds for specific humanitarian action and post-crisis recovery activities.

FIGURE A1-2: Other resources contributions 2014–2019: Share of thematic funding\*



\*2014–2016 contributions restated to reflect change in accounting policy for comparison with 2017–2019.

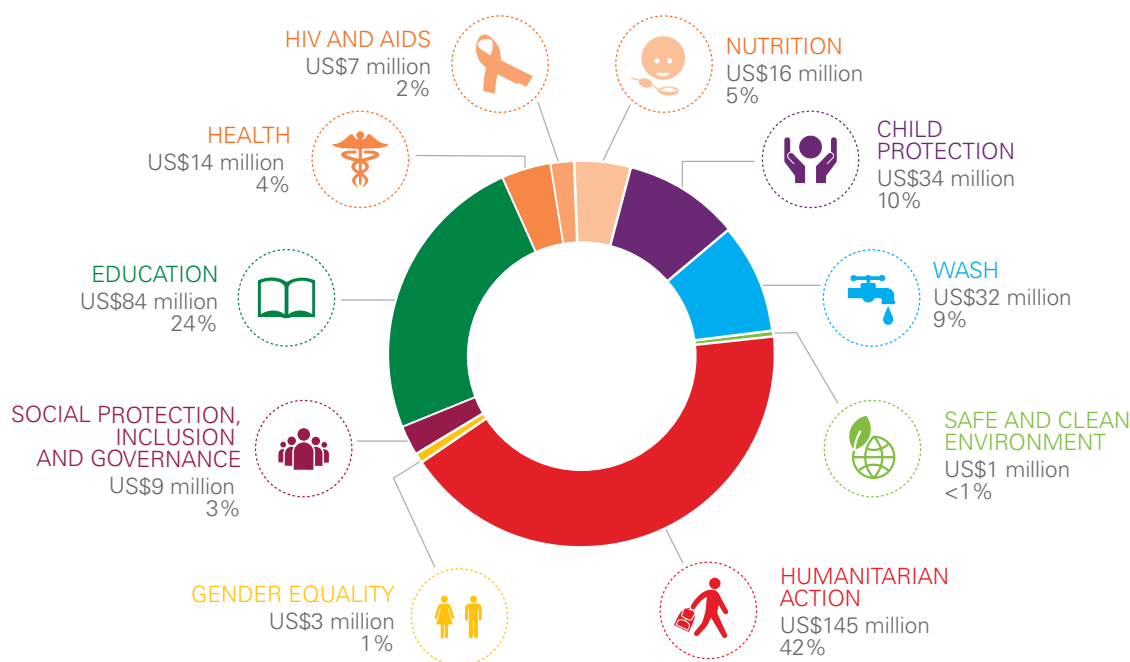
Thematic funding remains a critical source of income for UNICEF programme delivery. Through thematic funding contributions at global, regional and/or country levels, partners support UNICEF-delivered results at the highest programme level in each of those contexts for the greatest impact. They act as an ideal complement to regular resources, as they can be allocated on a needs basis. The flexibility of thematic funding allows UNICEF to respond more effectively. It facilitates longer-term planning, sustainability and savings in transaction costs, leaving more resources for UNICEF programmes.

For partners, contributions to UNICEF's 10 thematic funding pools are in keeping with the principles of good multilateral resource partnerships. Thematic contributions have the greatest potential of 'other resources' to produce high-level results directly aligned to the Strategic Plan, as endorsed by the UNICEF Executive Board, and supported by the aims of the Paris Declaration on Aid Effectiveness. They yield a

higher return on investment than more tightly earmarked contributions, as lower management and reporting costs result in a larger percentage of funds going towards programming. They also simplify renewal and allocation procedures, and reduce the administrative monitoring burden for partners.

Regrettably, overall contributions to the thematic funding pools decreased from US\$386 million in 2018 to US\$346 million in 2019. The largest public sector contributors to the thematic funding pools in 2019 were the governments of Norway, Sweden and the Netherlands, while the largest private sector contributions were facilitated by the German Committee for UNICEF, the U.S. Fund for UNICEF, and the United Kingdom Committee for UNICEF. (For more information on thematic funding and how it works, please visit: [www.unicef.org/publicpartnerships/66662\\_66851.html](http://www.unicef.org/publicpartnerships/66662_66851.html).)

FIGURE A1-3: Thematic contributions by thematic pool, 2019: US\$346 million



\*2014–2016 contributions restated to reflect change in accounting policy for comparison with 2017–2019.

The allocation and expenditure of all thematic funding contributions can be monitored on the UNICEF transparency portal <http://open.unicef.org> and the results achieved with the funds, assessed against Executive Board-approved targets and indicators at country, regional and

global levels are consolidated and reported across the suite of Global Annual Results Reports.

Specific reporting for country and regional thematic funding contributions is provided separately for partners giving at those levels.



## Transparency:

Follow the flow of funds from contribution to programming by visiting <http://open.unicef.org>.



## PARTNER TESTIMONIAL

*"Access to safe water and sanitation is fundamental for child survival and development, maternal health, and gender equality – and UNICEF is well placed to make a difference in these areas. The respect for human rights, including the fulfilment of the rights of the child is a main priority of the Swedish International Development Cooperation Agency (Sida). As the United Nations organization with an operational mandate to implement the United Nations Convention on the Rights of the Child, UNICEF is uniquely positioned to use the Swedish contribution not only in long-term development cooperation, but also in engagement for humanitarian action for children.*

*Sida's strategic partnership with UNICEF under the thematic area of WASH is also critical to eradicate extreme poverty and contribute to sustainable development in line with the framework of the 2030 Agenda for Sustainable Development.*

*Over the years, Sida's support to UNICEF has increasingly been channelled as thematic funding, reflecting Sida's confidence in UNICEF as an efficient and effective partner and strong advocate for the implementation of children's rights. The funds have also been catalytic in allowing UNICEF to increase its capacity to respond to humanitarian needs such as in Syria and elsewhere, responding to humanitarian situations when women and children are most vulnerable.*

*Thematic funding enhances effectiveness as it enables UNICEF to reach the most excluded and most vulnerable children; it also strengthens UNICEF's ability to support long-term strategic activities, and has the potential of playing an important role in accelerating efforts to achieve core activities and priority strategic result areas such as: WASH in Health Care Facilities; Scaling up Sanitation; Safe Water, Climate Resilient WASH Services, and building stronger service delivery systems for all.*

*Through its flexibility, thematic funding also promotes innovation, sustainability and better coordination, and reduces transaction costs. Sida appreciates that the thematic funding is instrumental in helping UNICEF to respond to critical needs in countries that can otherwise go unfunded; as well as to advance the agenda on gender, disability, urbanization and growing inequity. Support to menstrual hygiene management for adolescent girls has become a key strategy for promoting equity in WASH, and furthering girls' education and gender equality outcomes."*

- Cecilia Scharp, Assistant Director General, Swedish International Development Cooperation Agency (Sida)

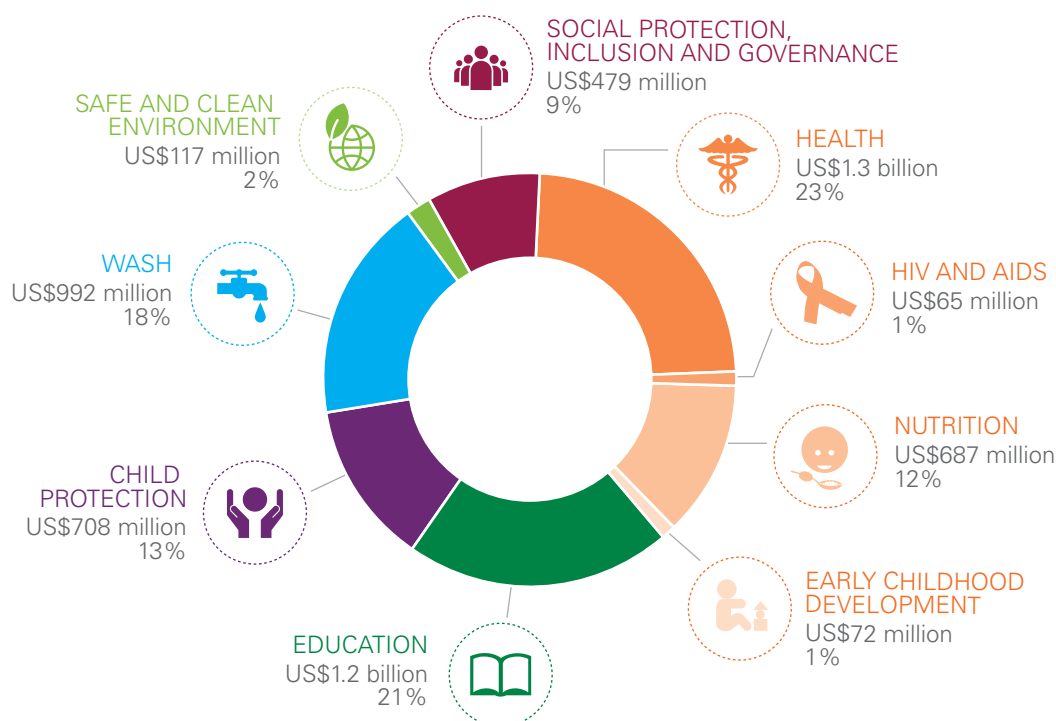
## UNICEF Expenses in 2019

Note: Expenses are higher than the income received because expenses are comprised of total allotments from regular resources and other resources (including balances carried over from previous years), whereas income reflects only earmarked contributions to Goal Area 4 in 2019.

In 2019, total expenses for UNICEF programmes amounted to US\$5.65 billion. Total expenses for Goal Area 4 in 2019 were US\$1.1 billion, slightly higher than in 2018. Most of these funds (89 per cent) were used for WASH programming, with the remainder allocated to the disaster risk reduction (DRR), urban programming and environmental sustainability results areas (collectively referred to in this financial annex as “Safe and clean environment”).

‘Expenses’ are recorded according to IPSAS standards and are accrual based. These are used for official financial reporting. ‘Expenditures’ are recorded on a modified cash basis. They are used for budget reporting, since they are aligned with cash disbursements and goods receipts (the way budgets are consumed).

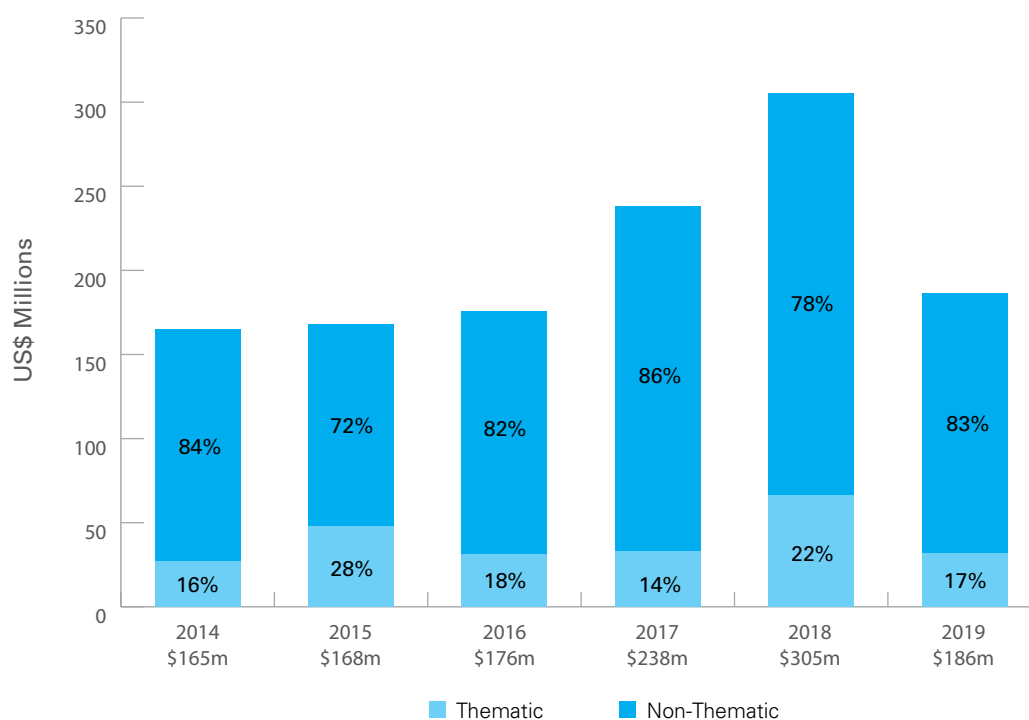
FIGURE A1-4: Total expenses by strategic outcome area, 2019



## Part II: WASH financial report

### Income for WASH in 2019

FIGURE A1-5: WASH 'other resources – regular' contributions, 2014–2019



In 2019, partners contributed US\$186 million 'other resources – regular' for WASH, a 39 per cent decrease compared to the previous year. Public sector partners contributed the largest share of 'other resources – regular' to WASH, at 85 per cent. The top five resource partners to UNICEF WASH in 2019 were the governments of Germany and the United Kingdom, the European Commission, and the governments of the Netherlands and Sweden. The

largest contributions were received from the government of United Kingdom for the Sanitation, Hygiene and Water programme (SHAWN Phase II) and for the Accelerating Sanitation, Hygiene and Water for all (ASWA) programme in Nigeria, and the government of Germany for support to internally displaced people in Yemen (*see body of the report for details on these programmes*).

FIGURE A1-6: Total WASH funds received by type of resource partner, 2019: US\$186 million

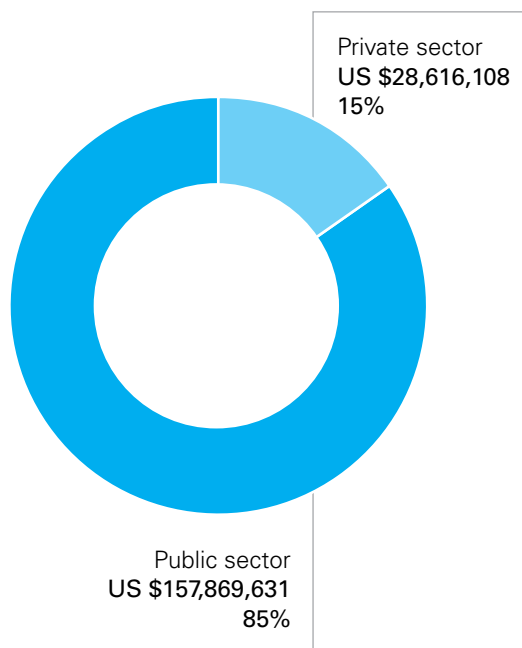


FIGURE A1-7: Top 20 resource partners to WASH by total contributions, 2019

Rank	Resource partners	Total (US\$)
1	Germany*	86,960,602
2	United Kingdom	46,492,052
3	European Commission	26,445,384
4	The Netherlands	21,210,328
5	Sweden	17,664,933
6	UNDP-managed UN Partnerships and Joint Programmes*	11,924,648
7	U.S. Fund for UNICEF*	9,533,290
8	Finland	6,029,418
9	Republic of Korea	5,960,674
10	Japan Committee for UNICEF	4,338,403
11	Australia	3,677,110
12	United Kingdom Committee for UNICEF	3,483,200
13	Norway	3,461,805
14	German Committee for UNICEF	3,418,921
15	United States	2,665,187
16	Japan	2,599,146
17	French Committee for UNICEF	2,221,190



**FIGURE A1-7: Top 20 resource partners to WASH by total contributions, 2019**

18	Iceland	1,999,915
19	Swiss Committee for UNICEF	1,869,928
20	Canada	1,700,547

Notes: \* Includes cross-sectoral grants SC181105 (WASH, Child Protection), SC170594, SC181078 (WASH, Education), SC190011 (WASH, Education, Nutrition), SC170533 (WASH, Health, Nutrition), SC190052 (WASH, Health), SC190701, SC190712, SC170746, SC181112 (Education, Child Protection, WASH), SC181205 (WASH, Safe and Clean Environment, Gender Equality, Health, Nutrition, Education), SC190741 (WASH, Health, Nutrition, Education, Child Protection), SC160635 (WASH, Education, Child Protection, Social Inclusion).

**FIGURE A1-8: Top 20 grants to WASH, 2019**

Rank	Grant description	Resource partners	Total (US\$)
1	Sanitation, Hygiene and Water in Nigeria (SHAWN Phase II)	United Kingdom	19,168,195
2	Support to internally displaced in Yemen (phase IV)*	Germany	18,952,390
3	Accelerating Sanitation, Hygiene and Water for All II (ASWA II)	United Kingdom	15,217,797
4	UN-DFID KP Merged Districts Joint Programme (KPMJ), Pakistan*	UNDP-managed UN Partnerships and Joint Programmes	11,924,648
5	Rebuilding a resilient service delivery system for children, Iraq*	Germany	10,892,178
6	Strengthening Community Resilience in South Sudan Urban Settings*	Germany	10,102,495
7	Global Thematic WASH – Strategic Plan 2018–2021	Sweden	9,383,797
8	Supporting the Transformation of Rural WASH Service Delivery in Mozambique	United Kingdom	9,198,027
9	ASWA II – Towards universal access to WASH	The Netherlands	9,000,000
10	WASH, Papua New Guinea	European Commission	7,697,876
11	Resilience, Bangladesh *	European Commission	6,849,315
12	Social Infrastructure via UNICEF, Ukraine	Germany	6,208,542
13	Thematic WASH support, Afghanistan	Finland	5,872,026
14	Accelerating Sanitation & Water for All towards MDG targets 2013–2017, WCARO	The Netherlands	5,700,000
15	Building post-conflict resilience for children in Iraq*	Germany	5,681,818
16	Education and WASH interventions for Children, Iraq*	Germany	5,681,818
17	WASH RWSSP – Niger Delta Support, Nigeria	European Commission	5,539,977
18	Water Supply, Sanitation for poor communities, refugee camps, South Sudan	Germany	5,446,089
19	Scaling Up Humanitarian Action for Children, Venezuela*	U.S Fund for UNICEF	4,900,000
20	Zimbabwe Idai Recovery Project*	UNOPS	4,807,355

Notes: \* Cross-sectoral grants SC190052 (Health, WASH), SC181105 (WASH, Child Protection), SC190701, SC190712, SC190011, SC181122 (Education, Child Protection, WASH), SC181205 (Health, WASH, Safe and Clean Environment, Gender Equality, Nutrition, Education), SC190741 (Health, Nutrition, WASH, Education, Child Protection), SC170594, SC181078 (Education, WASH), SC190525 (Health, Education, WASH), SC160635 (Education, Child Protection, WASH, Social Inclusion).

UNICEF's thematic funds maintain a four-year funding period that covers the entire strategic plan period (2018–2021). In the first two years of the strategic plan, thematic funding contributions for WASH has reached US\$98 million with US\$32 million received in 2019, out of which almost 73 per cent came from government partners. The government of Sweden was the largest thematic resources partner in 2019, providing more than 41 per cent of all thematic WASH contributions received.

Of all thematic WASH contributions that UNICEF received in 2018 and 2019, 70 per cent were global-level contributions. These are the most flexible sources of

funding to UNICEF after regular resources, and can be allocated across regions to individual country programmes, according to priority needs.

UNICEF is seeking to broaden and diversify its funding base (including thematic contributions), and encourages all partners to give as flexibly as possible. In 2019, 30 partners contributed thematic funding to WASH. Sizeable thematic contributions were received from the governments of Sweden and Norway for global WASH thematic funding, and from the government of Finland towards WASH activities in Afghanistan.

**FIGURE A1-9: Thematic contributions by resource partners to WASH, 2019**

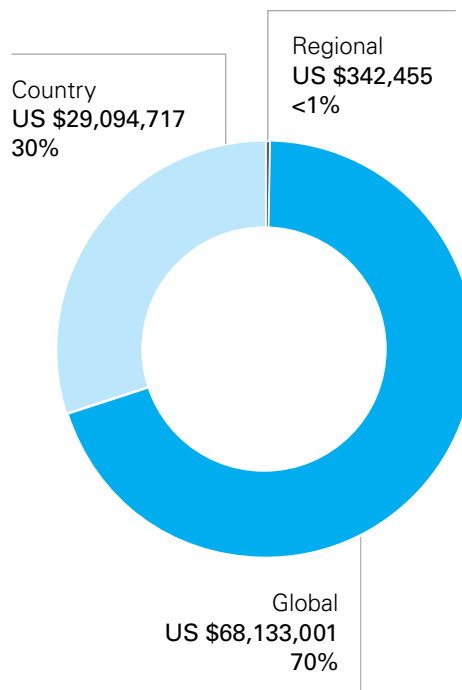
Resource partner type	Resource partner	Total (US\$)	Percentage of total
Governments 72.83%	Sweden	13,207,250	41.22%
	Finland	5,872,026	18.32%
	Norway	3,461,805	10.80%
	Luxembourg	795,455	2.48%
Private Sector 27.17%	German Committee for UNICEF	1,859,755	5.80%
	United Kingdom Committee for UNICEF	1,565,689	4.89%
	U.S. Fund for UNICEF	1,159,151	3.62%
	French Committee for UNICEF	921,028	2.87%
	Swiss Committee for UNICEF	917,941	2.86%
	Spanish Committee for UNICEF	577,230	1.80%
	Belgian Committee for UNICEF	531,450	1.66%
	Norwegian Committee for UNICEF	191,959	0.60%
	UNICEF Ireland	138,457	0.43%
	Australian Committee for UNICEF	125,589	0.39%
	Swedish Committee for UNICEF	109,585	0.34%
	UNICEF United Arab Emirates	103,875	0.32%
	Austrian Committee for UNICEF	85,007	0.27%
	Finnish Committee for UNICEF	80,720	0.25%
	Italian Committee for UNICEF	77,902	0.24%
	Danish Committee for UNICEF	74,574	0.23%
	Netherlands Committee for UNICEF	58,430	0.18%
	Portuguese Committee for UNICEF	34,059	0.11%
	Slovenian Committee for UNICEF	21,599	0.07%
	New Zealand Committee for UNICEF	19,826	0.06%

**FIGURE A1-9: Thematic contributions by resource partners to WASH, 2019**

Private Sector 27.17%	Japan Committee for UNICEF	13,429	0.04%
	Turkish Committee for UNICEF	12,475	0.04%
	UNICEF India	9,970	0.03%
	UNICEF Egypt	8,279	0.03%
	Polish Committee for UNICEF	6,996	0.02%
	International On-line Donations	2,496	0.01%
Grand Total		32,044,006	100%

Notes: Grant numbers are provided for IATI compliance: SC1899060001, SC1899060005, SC1899060006, SC1899060007, SC1899060009, SC1899060010, SC1899060012, SC1899060013, SC1899060014, SC1899060015, SC1899060016, SC1899060017, SC1899060018, SC1899060020, SC1899060021, SC1899060022, SC1899060031, SC1899060044, SC1899060045, SC1899060047, SC1899060049, SC1899060051, SC1899060055, SC1899060056, SC1899060057, SC1899060058, SC1899060059, SC1899060062, SC1899060063, SC1899060064, SC1899060065, SC1899060066, SC1899060070, SC1899060071, SC1899060073, SC1899060074, SC1899060075, SC1899060076, SC1899060077, SC1899060078, SC1899060079, SC1899060080, SC1899060081, SC1899060082, SC1899060083, SC1899060084, SC1899060085, SC1899060086, SC1899060087, SC1899060088, SC1899060089, SC1899060090, SC1899060091, SC1899060092, SC1899060093, SC1899060094, SC1899060095, SC1899060096, SC1899060097, SC1899060098, SC1899060099, SC1899060100, SC1899060101, SC1899060103, SC1899060104, SC1899060105, SC1899060106, SC1899060107, SC1899060108, SC1899060109, SC1899060110, SC1899060111, SC1899060112, SC1899060113, SC1899060114, SC1899060115.

**FIGURE A1-10: WASH thematic contributions at country, regional and global levels, 2018–2019**



The 2019 allocations of global thematic WASH funds were made on a needs-based formula for country offices' regional allocations based on criteria agreed with thematic partners. The allocation stresses country-level programming requirements with these criteria:

- Delivering WASH Strategic Plan outputs (with a particular emphasis on sanitation and the elimination of open defecation, basic water supply for unserved communities, menstrual health and hygiene, and improved WASH in schools and health-care facilities)

- Ensuring that underfunded countries are prioritized on the basis of need (countries with low WASH coverage levels and high child mortality rates) and capacity (the ability of UNICEF and partners to manage WASH programming)
- Programming with a clear potential for leveraging additional resources from other donor partners for priority programming.

In 2019, a total of US\$13.6 million was distributed, as per Figure A1-11.

**FIGURE A1-11: Allocation of global WASH thematic funding to offices and programmes, 2019**

Region	Country/Office	Allocation (revenue) US\$
East Asia and Pacific	Cambodia	55,585
	China	21,599
	Regional office	13,429
Eastern and Southern Africa	Kenya	31,972
	Madagascar	410,568
	South Africa	128,425
	South Sudan	476,113
	Zambia	341,210
Latin America and the Caribbean	Bolivia	257,400
	Haiti	475,000
Middle East and North Africa	Djibouti	187,795
	Sudan	611,761
	Tunisia	5,082
South Asia	Afghanistan	8,030,803
	India	1,945,114
West and Central Africa	Côte D'Ivoire	21,541
	Guinea	130,803
	Niger	423,389
Total		13,567,588



## PARTNER TESTIMONIAL

*"In a rapidly changing world it is extremely important to have sufficient resources that are flexible and unrestricted, allowing UNICEF to respond quickly to new situations as they arise and use such funds wherever they are needed most. We are proud to contribute also to this, while we remain dedicated especially to programmes for water, sanitation and hygiene."*

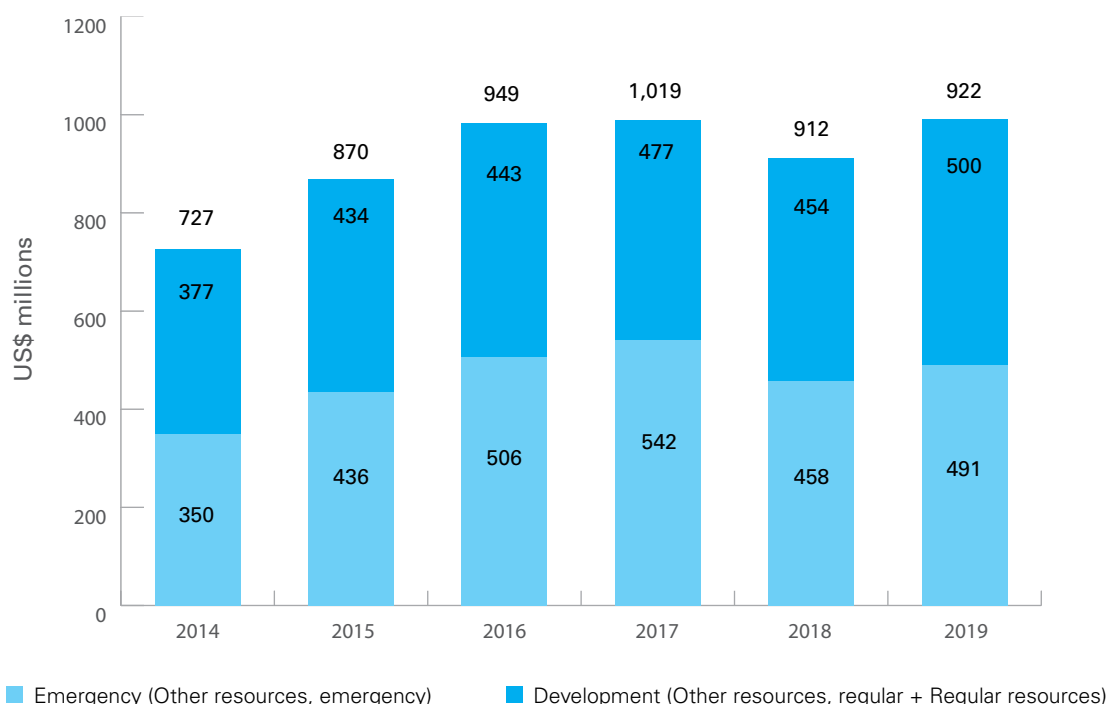
- Heribert Wettels, Director Public Relations, Gardena

## Expenses for WASH in 2019

*Note: Expenses are higher than the income received because expenses are comprised of total allotments from regular resources and other resources (including balances carried over from previous years), whereas income reflects only earmarked contributions to Goal Area 4 in 2019.*

Expenses for WASH programming totalled US\$992 million in 2019, 9 per cent higher than 2018 expenses and slightly lower than 2017 expenses, which were the highest ever for UNICEF (see Figure A1-12). Emergency expenses were 49.5 per cent of total WASH expenses, a slightly lower proportion than in the previous four years in which emergency expenses were greater than development (non-emergency) expenses.

FIGURE A1-12: WASH expenses by emergency and development funding, 2014–2019, US\$ millions

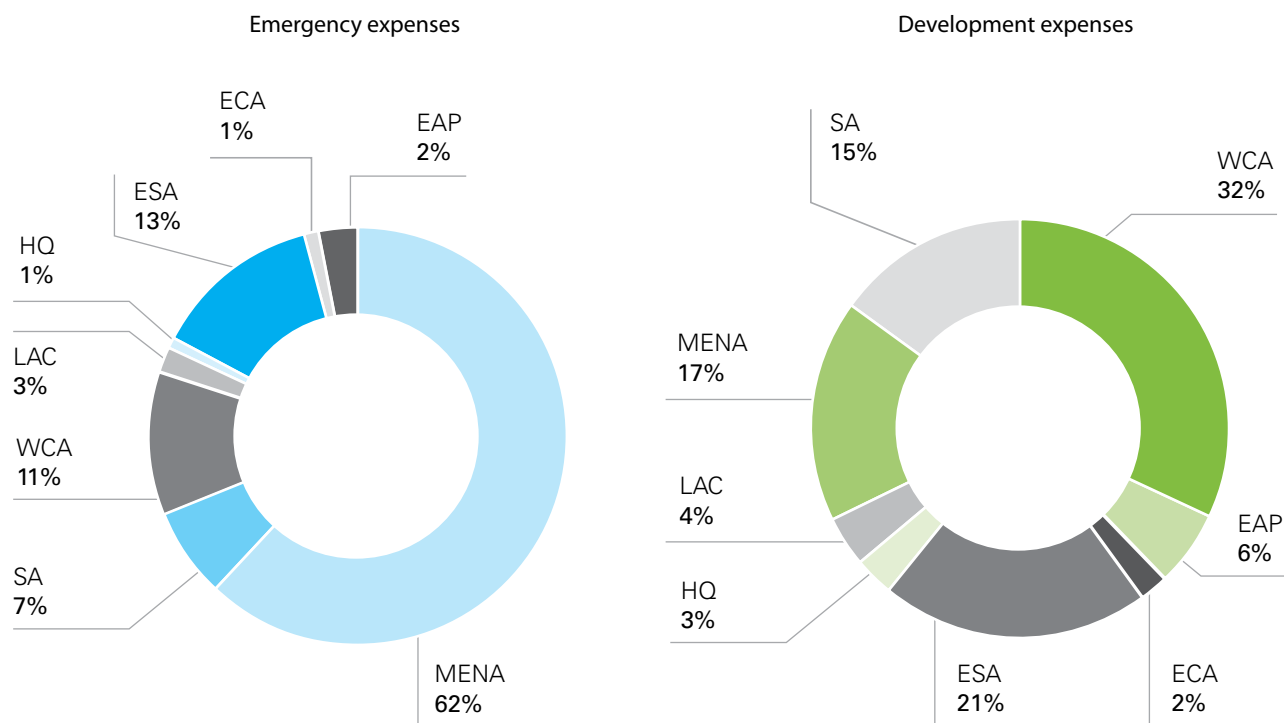


*Note: Figures may not add up exactly due to rounding.*

The Middle East and North Africa region had the largest share – 39 per cent – of overall WASH expenses in 2019 and 62 per cent of emergency expenses, due mainly to the large humanitarian response programmes in Syria and neighbouring countries and Yemen (see Figure A1-13). The

majority of development (non-emergency) expenses were in the two sub Saharan African regions of West and Central Africa (32 per cent) and Eastern and Southern Africa (21 per cent).

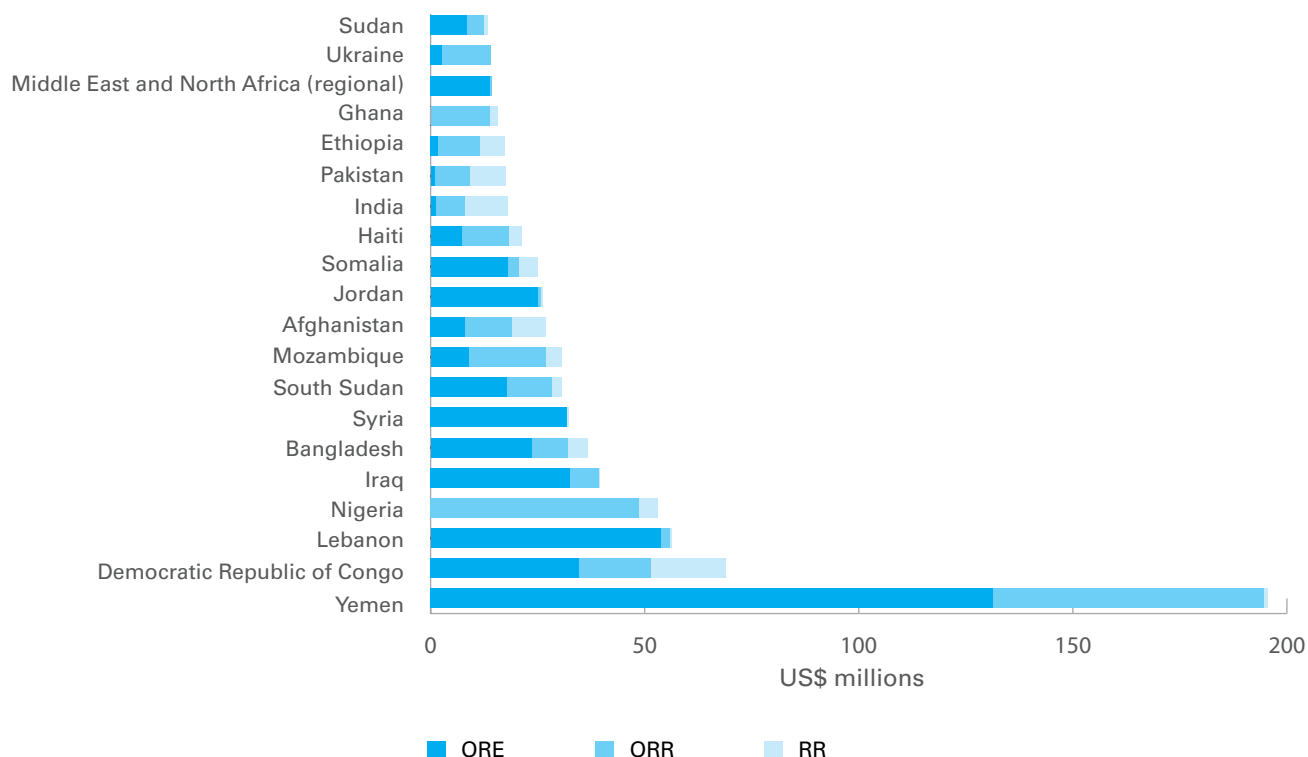
FIGURE A1-13: WASH expenses by region, development and emergency programming, 2019



The programme in Yemen in 2019 was once again UNICEF's largest WASH programme, with total 2019 expenses of \$US195 million, two-thirds of which was for humanitarian response to the ongoing conflict and cholera crisis, as described in the body of this report. Of the other top-five countries by total 2019 WASH expenses, two (Lebanon and

Iraq) are also in the Middle East and North Africa region and two (Democratic Republic of Congo and Nigeria) are in the West Africa and Middle East region. The top 20 countries by expenses (see Figure A1-14) accounted for 76 per cent of the total 2019 WASH expenses.

FIGURE A1-14: Top 20 expenses for WASH by country/regional programme, 2019



The largest expenses by cost category are transfers and grants to counterparts, which accounted for 47 per cent of all expenses in 2019 (see Figure A1-15). Counterparts

include government partners, NGOs, sister UN agencies and other categories, as discussed in the report and listed in Annex 2.

FIGURE A1-15: Expenses for WASH by cost category and fund type, 2019 (US\$ millions)

Cost category	Other resources – emergency	Other resources – regular	Regular resources	Grand total US\$
Contractual services	71.8	46.5	18.0	136.3
Equipment, vehicles and furniture	0.6	0.3	0.6	1.5
General operating + other direct costs	17.8	11.3	11.7	40.8
Incremental indirect cost	32.1	25.6	0.0	57.7
Staff and other personnel costs	42.6	53.8	37.8	134.2
Supplies and commodities	86.4	25.3	8.1	119.8
Transfers and grants to counterparts	226.6	196.9	44.4	467.8
Travel	7.5	6.9	6.8	21.2
Other	6.1	1.8	4.7	12.6
<b>Grand total</b>	<b>491.4</b>	<b>368.3</b>	<b>132.2</b>	<b>991.8</b>

## PARTNER TESTIMONIAL

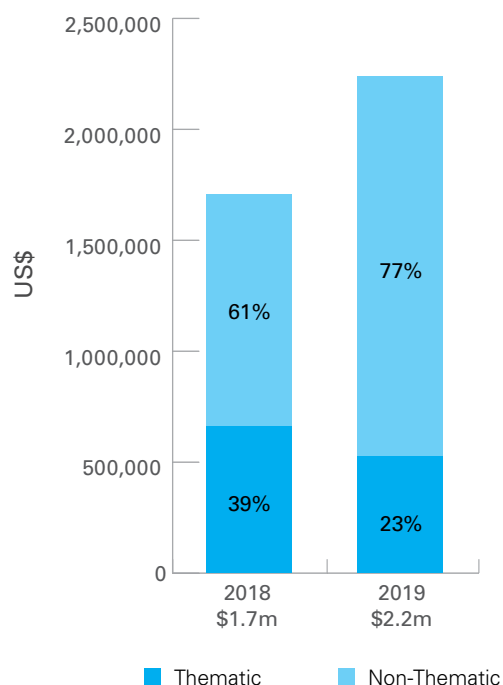
*“Aligned with Luxembourg’s Development Cooperation Strategy and its interrelated thematic priorities, Luxembourg and UNICEF have been strong partners to improve access to safe and affordable health care for all, through efforts that strengthen health systems, fight the spread of communicable diseases with a specific focus on HIV/AIDS, and its focus on maternal and child health. Luxembourg’s support continues to promote improved access to clean drinking water and sanitation, to prevent the spread of disease and to support a healthy population.”*

- Paulette Lenert, Minister for Development Cooperation and Humanitarian Affairs, Luxembourg

## Part III: Safe and Clean Environment Financial report

### Income for Safe and Clean Environment in 2019

FIGURE A1-16: Safe and Clean Environment ‘other resources – regular’ contributions, 2018–2019



The Safe and Clean Environment section of this financial annex refers to income and expenses for the DRR, urban and local governance, and climate, energy and the environment output areas. In 2019, partners contributed US\$2.2 million ‘other resources – regular’ for Safe and Clean Environment, a 31 per cent increase over the previous year. Public sector partners contributed the largest share of ‘other resources – regular’ to Safe and Clean Environment, at 58 per cent. The top five resource partners to UNICEF Safe and Clean Environment in 2019 were the governments of the Netherlands and Germany, UNDP-managed UN Partnerships and Joint Programmes, and the governments of Sweden and Japan. The largest contributions were received from the government of Germany for building resilience in the Sahel region and for enhancing girls’ and boys’ resilience in the Sudan (*see body of the report for details on these programmes*).



FIGURE A1-17: Total Safe and Clean Environment funds received by type of resource partner, 2019: US\$2.2 million

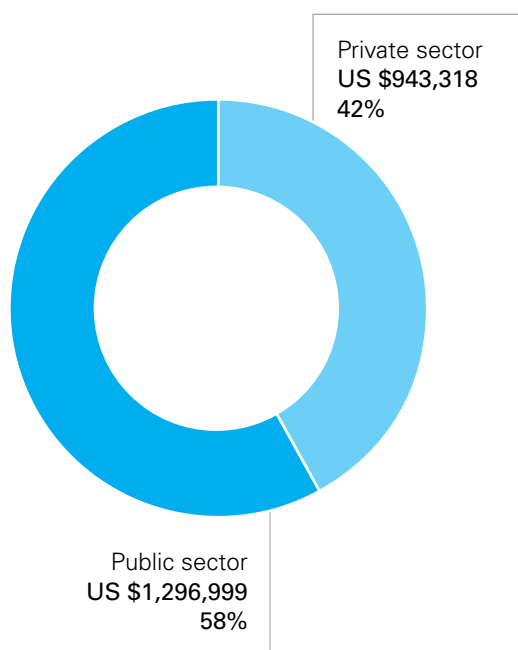


FIGURE A1-18: Top 20 resource partners to Safe and Clean Environment by total contributions, 2019

Rank	Resource partners	Total (US\$)
1	Germany*	46,866,865
2	UNDP-managed UN Partnerships and Joint Programmes *	12,206,393
3	Sweden	514,422
4	Japan	302,704
5	United Kingdom Committee for UNICEF	272,001
6	Italy	190,529
7	Italian Committee for UNICEF	132,226
8	Swiss Committee for UNICEF	91,290
9	UNICEF Brazil	82,277
10	German Committee for UNICEF	71,287
11	French Committee for UNICEF	59,818
12	Spanish Committee for UNICEF	51,251
13	U.S. Fund for UNICEF	34,914
14	UNICEF South Africa	28,965
15	UNICEF Argentina	19,063

**FIGURE A1-18: Top 20 resource partners to Safe and Clean Environment by total contributions, 2019**

16	Japan Committee for UNICEF	12,880
17	Austrian Committee for UNICEF	12,791
18	Belgian Committee for UNICEF	12,549
19	Portuguese Committee for UNICEF	11,971
20	UNICEF China	9,278

Notes: \* Includes cross-sectoral grants, SC190614 (Health, Nutrition, Safe and Clean Environment), SC190746 (Health, Safe and Clean Environment), SC181205 (Health, Nutrition, Education, WASH, Safe and Clean Environment, Gender Equality).

**FIGURE A1-19: Top 15 grants to Safe and Clean Environment, 2019**

Rank	Grant description	Resource partners	Total (US\$)
1	Building Resilience in Sahel (Mali, Mauritania, Niger)*	Germany	25,082,508
2	Enhancing Girls' and Boys' resilience, Sudan*	Germany	21,784,357
3	UN-DFID KP Merged Districts Joint Programme (KPMD), Pakistan*	UNDP-managed UN Partnerships and Joint Programmes	11,924,648
4	Thematic Safe and Clear Environment Support, Sudan	Sweden	342,822
5	Les Jeunes Acteurs pour la Paix et la Reconciliation Nationale, Mali	UNDP-managed UN Partnerships and Joint Programmes	281,745
6	Headquarters support	Italy	190,529
7	Thematic Safe and Clean Environment Support, Bolivia	Sweden	171,600
8	Safe and Clean Environment, Bangladesh	Japan	151,982
9	Safe and Clean Environment, Regional Office for South Asia	Japan	150,722
10	From Plastic Waste to Classrooms Climate, Côte d'Ivoire	Italian Committee for UNICEF	132,226
11	From Plastic Waste to Classrooms Climate, Côte d'Ivoire	UNICEF Brazil	82,277
12	Disaster Risk Reduction (DDR) and Climate Change Adaptation, El Salvador	United Kingdom Committee for UNICEF	82,102
13	DRR and Climate Change Adaption, Sustainable Education for Development, Guyana	United Kingdom Committee for UNICEF	82,102
14	Disaster Risk Reduction and Climate Change Adaptation, Guatemala	United Kingdom Committee for UNICEF	82,102
15	From Plastic Waste to Classrooms Climate-Resilient Sustainable Development	Swiss Committee for UNICEF	73,792

Notes: \* Cross-sectoral grants, SC190614 (Health, Nutrition, Safe and Clean Environment), SC190746 (Health, Safe and Clean Environment), SC181205 (Health, WASH, Safe and Clean Environment, Gender Equality, Nutrition, Education).

In the first two years of the strategic plan, thematic funding contributions for Safe and Clean Environment has reached US\$1.2 million with US\$524,665 received in 2019, out of which 98 per cent came from the government of Sweden. Of all thematic Safe and Clean Environment contributions that UNICEF received in 2018 and 2019, none were global-level contributions.

In 2019, only two partners contributed thematic funding to Safe and Clean Environment. Thematic contributions were received from the governments of Sweden for Safe and Clean Environment activities in Sudan and Bolivia, and the U.S. Fund for UNICEF for Safe and Clean Environment activities in Viet Nam.

**FIGURE A1-20: Thematic contributions by resource partners to Safe and Clean Environment, 2019**

Resource partner type	Resource partner	Total (US\$)	Percentage of total
Governments	Sweden	514,422	98%
Private sector	U.S. Fund for UNICEF	10,242	2%
Grand total		524,665	100%

Note: Grant numbers are provided for IATI compliance: SC18990703, SC18990704, SC18990705.

## PARTNER TESTIMONIAL

*"In 10 years of partnership, MSC and UNICEF have changed the lives of more than 100,000 children worldwide.*

*"Motivated by a deep sense of responsibility for our planet and highly aware of our duty to leave a better world for future generations, we are strongly committed to a new UNICEF's programme in Côte d'Ivoire to turn plastic waste into materials for building classrooms. Our renewed partnership with UNICEF combines many aspects of the MSC Foundation's Mission: it contributes to a cleaner environment through plastic waste reduction, provides income opportunities for families, and at the same time offers thousands of children access to quality education by building modern classrooms using bricks made out of recycled plastic waste. MSC is extremely proud of this innovative programme and of our partnership with UNICEF."*

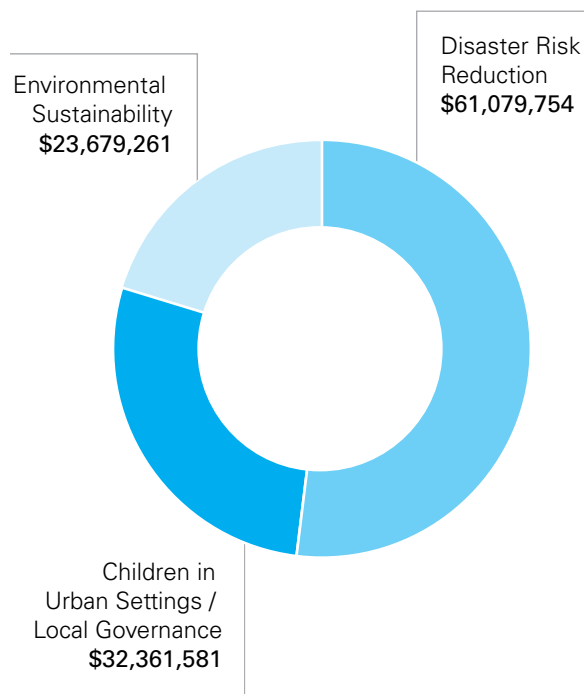
- Daniela Picco, Executive Director MSC (Mediterranean Shipping Company) Foundation.

## Expenses for Safe and Clean Environment in 2019

Note: Expenses are higher than the income received because expenses are comprised of total allotments from regular resources and other resources (including balances carried over from previous years), whereas income reflects only earmarked contributions to Goal Area 4 in 2019.

A total of US\$117.1 million was used for safe and clean environments expenses in 2019, an 18 per cent increase over 2018. The majority of these expenses – 52 per cent – were used for the DRR results area, 28 per cent for the urban programming and local governance results area, and 20 per cent for the environmental sustainability results area (see Figure A1-21).

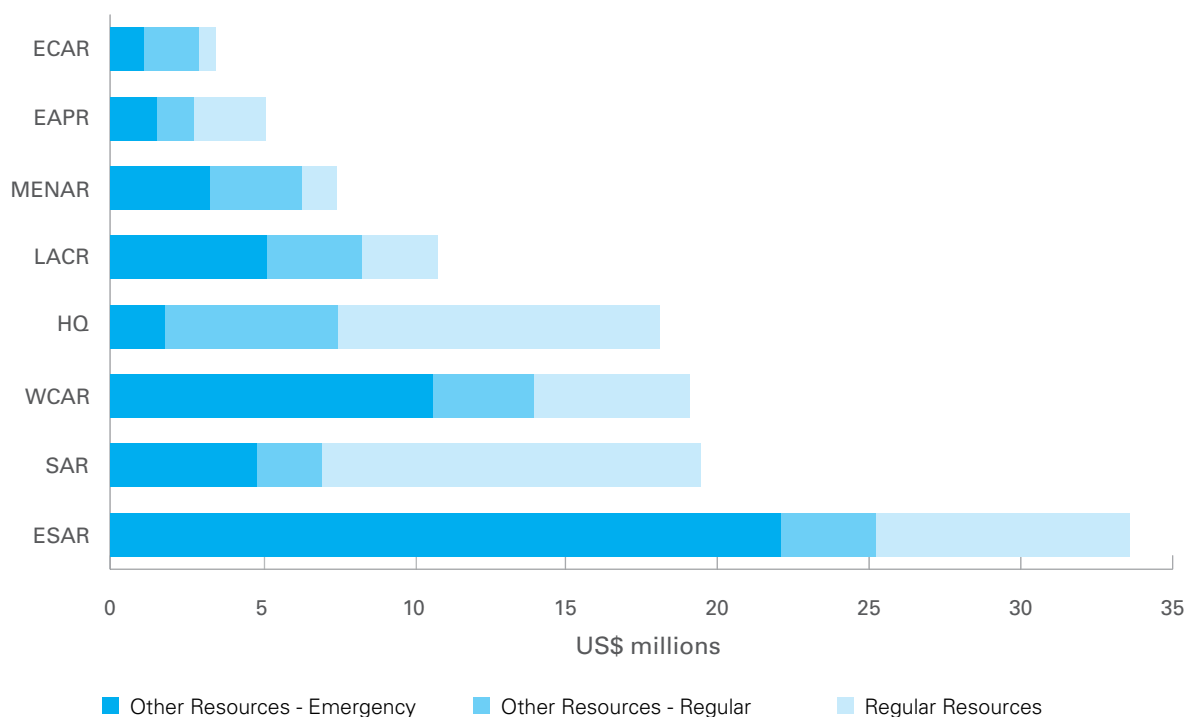
FIGURE A1-21: Expenses by result area, Safe and Clean Environment, 2019 (US\$)



For the second year in a row, the Eastern and Southern Africa region utilized the largest share of expenses, 28 per cent, for Safe and Clean Environment, largely due to

humanitarian response spending in the region. All other UNICEF regions registered expenses for this area (see *Figure A1-22*).

FIGURE A1-22: Expenses by region and fund type, Safe and Clean Environment, 2019 (US\$)





The largest country-level expenses were in Ethiopia, Nigeria, Bangladesh and the Sudan. The other large country

expense totals are presented in Figure A1-23, along with regional and headquarters expenses.

FIGURE A1-23: Expenses for Safe and Clean Environment by top 20 countries and fund type, 2019 (US\$)

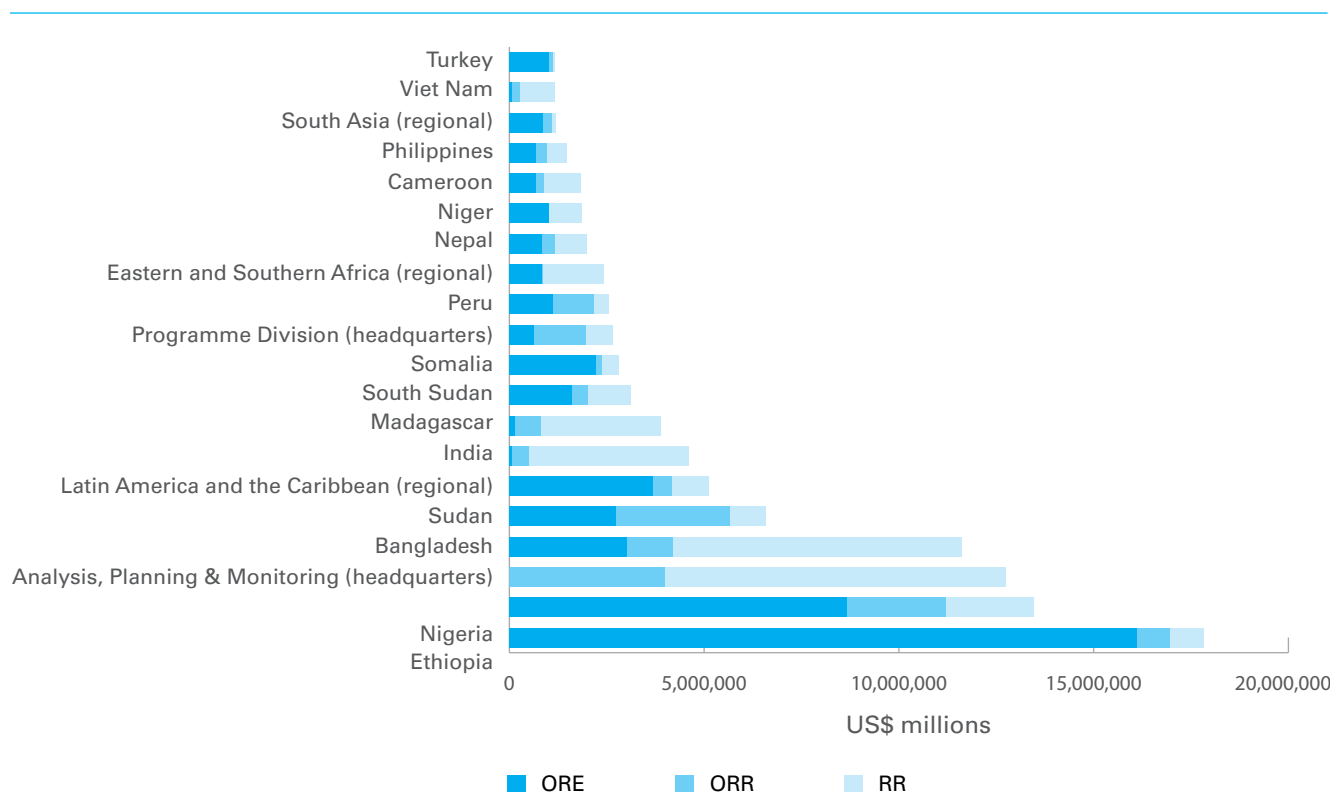


FIGURE A1-24: Expenses for Safe and Clean Environment by cost category and fund type, 2019 (US\$ millions)

Cost category	Other resources – emergency	Other resources – regular	Regular resources	Grand total
Contractual services	7.3	3.5	7.2	18.0
Equipment, vehicles and furniture	0.1	0.0	0.2	0.3
General operating + other direct costs	2.8	1.1	3.9	7.8
Incremental indirect cost	3.4	1.7	0.0	5.1
Staff and other personnel costs	11.3	9.7	19.7	40.7
Supplies and commodities	6.0	1.8	1.2	9.0
Transfers and grants to counterparts	17.1	4.3	7.7	29.2
Travel	1.9	1.1	2.6	5.6
Other	0.6	0.3	0.7	1.6
<b>Grand total</b>	<b>50.4</b>	<b>23.5</b>	<b>43.2</b>	<b>117.1</b>

# Annex 2: List of UNICEF WASH partners, 2019

This list includes UNICEF WASH programme partners at the global, regional and national levels. For national-level partners the list only includes international NGOs, academic institutes and other organizations active in two or more countries. The list of national level partners is sourced on data provided by country offices for WASH programming, including financial data. It does not include government partners at national level.

Partner	Category
Columbia University	Academic Institution
Drexel University	Academic Institution
Duke University	Academic Institution
Emory University	Academic Institution
Johns Hopkins University	Academic Institution
ICDDR,B (formerly: International Centre for Diarrhoeal Disease Research, Bangladesh)	Academic Institution
International Water Management Institute (IWMI)	Academic Institution
Liverpool Schools of Tropical Medicine	Academic Institution
London School of Hygiene and Tropical Medicine	Academic Institution
Oxford University	Academic Institution
Royal Institute of Technology, Sweden	Academic Institution
Sanitation and Hygiene Applied Research for Equity (SHARE) consortium	Academic Institution
Tufts University	Academic Institution
University of Buffalo	Academic Institution
University of Melbourne	Academic Institution
University of North Carolina	Academic Institution
University of Pennsylvania	Academic Institution
University of Technology Sydney	Academic Institution
Universities in Programme countries (various)	Academic Institution
Andalucia	Donor Partner
Andorra	Donor Partner

Partner	Category
Australia	Donor Partner
Austria	Donor Partner
Belgium	Donor Partner
Brazil	Donor Partner
Bulgaria	Donor Partner
Canada	Donor Partner
Denmark	Donor Partner
Donor Pooled Fund (mixed donors)	Donor Partner
Estonia	Donor Partner
European Commission/ECHO (European Civil Protection and Humanitarian Aid Operations)	Donor Partner
European Commission	Donor Partner
Finland	Donor Partner
France	Donor Partner
Germany	Donor Partner
Hungary	Donor Partner
Iceland	Donor Partner
International Organization for Migration	Donor Partner
Ireland	Donor Partner
Italy	Donor Partner
Japan	Donor Partner
Kuwait	Donor Partner
Luxembourg	Donor Partner
Monaco	Donor Partner
Netherlands	Donor Partner
New Zealand	Donor Partner
Norway	Donor Partner
OPEC Fund	Donor Partner
Poland	Donor Partner
Qatar	Donor Partner
Republic of Korea	Donor Partner
Russian Federation	Donor Partner
Saudi Arabia	Donor Partner
Slovakia	Donor Partner
Slovenia	Donor Partner

Partner	Category
Spain	Donor Partner
Sweden	Donor Partner
Switzerland	Donor Partner
Turkey	Donor Partner
United Arab Emirates	Donor Partner
United Kingdom	Donor Partner
United States, USAID	Donor Partner
Tetsuko Kuroyanagi	Goodwill Ambassador
African Development Bank	International Finance Institution
Asian Development Bank	International Finance Institution
International Fund for Agricultural Development	International Finance Institution
World Bank	International Finance Institution
Action Contre la Faim / Action Against Hunger	NGO
Adventist Development and Relief Agency (ACTED)	NGO
Africare	NGO
Agence Humanitaire Africaine	NGO
Agency for Technical Cooperation and Development	NGO
American Near East Refugee Aid	NGO
American Refugee Committee	NGO
Arche Nova	NGO
Associação Voluntários para o Serviço Internacional (AVSI)	NGO
BBC Media Action	NGO
Bremen Overseas Research & Development Association	NGO
Care Cooperative for Assistance And Relief Everywhere	NGO
Care International	NGO
Caritas	NGO
Catholic Relief Services	NGO
CBM International	NGO
Child Fund International	NGO
CISP	NGO
Christian Relief Fund	NGO
Community and Family Services International	NGO
Concern Worldwide	NGO



Partner	Category
Consortium of Dutch NGOs	NGO
Cooperazione Internazionale (COOPI)	NGO
CORDAID	NGO
Danish Refugee Council	NGO
Deep Springs International	NGO
Deutsche Welthungerhilfe	NGO
Dutch Coalition on Disability and Development	NGO
East meets West Foundation	NGO
GOAL	NGO
Field Ready	NGO
Finn Church Aid	NGO
Food for the Hungry Association	NGO
Fundación Avina	NGO
Global Water Challenge	NGO
Groupe de Recherches et d'Echanges Technologiques	NGO
Gruppo di Volontariato Civile (GVC)	NGO
Habitat for Humanity	NGO
Health Poverty Action (HPA)	NGO
HELVETAS Swiss Intercooperation	NGO
HIAS	NGO
IDinsight	NGO
Impact Initiatives	NGO
Innovation Africa	NGO
Inter Aide	NGO
International Aid Services (IAS)	NGO
International Development Enterprises (iDE)	NGO
International Emergency Development Agency (IEDA)	NGO
INTERSOS	NGO
International Federation of Red Cross and Red Crescent Societies	NGO
International Medical Corps	NGO
International Rescue Committee (IRC)	NGO
Islamic Relief	NGO
Joint Aid Management (JAM)	NGO

Partner	Category
Lay Volunteers International Association	NGO
Living Water International	NGO
Lutheran World Federation	NGO
Malteser International	NGO
Médecins Sans Frontières (MSF)	NGO
The Mentor Initiative	NGO
Mercy Corps	NGO
Muslim Aid	NGO
Norwegian Church Aid	NGO
Norwegian Refugee Council	NGO
Nutrition International	NGO
Oxfam	NGO
Partners for Development	NGO
People in Need	NGO
Plan International	NGO
Planete Enfants et Developpement	NGO
Polish Humanitarian Action	NGO
Population Services International	NGO
Practica	NGO
Premiere Urgence Internationale	NGO
REACH International (Rendering Effective Aid for Children)	NGO
Relief International	NGO
Right to Play	NGO
RedR	NGO
Refugee Education Trust (RET)	NGO
Rotary International	NGO
Save the Children	NGO
Solidar Suisse	NGO
Solidarites International	NGO
Skat Foundation	NGO
SNV Netherlands Development Organisation	NGO
SOS Sahel International	NGO
Stockholm International Water Institute	NGO

Partner	Category
Tearfund	NGO
Terres des Hommes	NGO
Think East Africa	NGO
Triangle Foundation	NGO
Tulsi Chanrai Foundation	NGO
United Purpose	NGO
Vision to Change The World	NGO
WASH United	NGO
Water Aid	NGO
Water and Sanitation for the Urban Poor	NGO
Water for Good	NGO
Water for People	NGO
Water Missions International	NGO
WeWorld-GVC	NGO
White Hats Foundation	NGO
World Relief	NGO
World Vision	NGO
ZOA	NGO
African International Task Force and Monitoring Working Group	Partnerships and Networks
African Ministers' Council on Water	Partnerships and Networks
Gavi, the Vaccine Alliance	Partnerships and Networks
Global Fund to fight AIDS, tuberculosis and malaria	Partnerships and Networks
Global Handwashing Partnership	Partnerships and Networks
Global Partnership for Education	Partnerships and Networks
Global Task Force for Cholera Control	Partnerships and Networks
Global Water Partnership	Partnerships and Networks
Household Water Treatment and Safe Storage Network	Partnerships and Networks
Infection Control Africa Network	Partnerships and Networks
Public-Private Partnership for Handwashing with Soap	Partnerships and Networks
Rural water supply network	Partnerships and Networks
Sanitation and Water for All	Partnerships and Networks
Sustainable sanitation network	Partnerships and Networks
WASH in Schools Partnership Network	Partnerships and Networks

Partner	Category
Akvo foundation	Private Sector and Foundations
Aga Khan Foundation	Private Sector and Foundations
The Alexander Bodini Foundation	Private Sector and Foundations
Borne Fonden	Private Sector and Foundations
Bill & Melinda Gates Foundation	Private Sector and Foundations
The Case for Her	Private Sector and Foundations
Carter Center	Private Sector and Foundations
Education Cannot Wait Fund	Private Sector and Foundations
End Violence Fund	Private Sector and Foundations
General Electric Foundation	Private Sector and Foundations
Johnson and Johnson	Private Sector and Foundations
LIXIL	Private Sector and Foundations
PPP Lab Food & Water	Private Sector and Foundations
Toilet Board Coalition	Private Sector and Foundations
Unilever	Private Sector and Foundations
WASH 4 Work	Private Sector and Foundations
Australian Committee for UNICEF Limited	UNICEF National Committee
Austrian Committee for UNICEF	UNICEF National Committee
Belgian Committee for UNICEF	UNICEF National Committee
Canadian UNICEF Committee	UNICEF National Committee
Consolidated Funds from National Committees	UNICEF National Committee
Danish Committee for UNICEF	UNICEF National Committee
Finnish Committee for UNICEF	UNICEF National Committee
French Committee for UNICEF	UNICEF National Committee
German Committee for UNICEF	UNICEF National Committee
Hong Kong Committee for UNICEF	UNICEF National Committee
Italian National Committee for UNICEF	UNICEF National Committee
Japan Committee for UNICEF	UNICEF National Committee
Korean Committee for UNICEF	UNICEF National Committee
Netherlands Committee for UNICEF	UNICEF National Committee
New Zealand Committee for UNICEF	UNICEF National Committee
Norwegian Committee for UNICEF	UNICEF National Committee



Partner	Category
Spanish Committee for UNICEF	UNICEF National Committee
Swedish Committee for UNICEF	UNICEF National Committee
Swiss Committee for UNICEF	UNICEF National Committee
Turkish Committee for UNICEF	UNICEF National Committee
UNICEF Ireland	UNICEF National Committee
UNICEF Qatar	UNICEF National Committee
UNICEF Saudi Arabia	UNICEF National Committee
UNICEF United Arab Emirates	UNICEF National Committee
United Kingdom Committee for UNICEF	UNICEF National Committee
U.S. Fund for UNICEF	UNICEF National Committee
Food and Agriculture Organization of the United Nations	United Nations
Global Partnership for Education	United Nations
Inter-Agency Standing Committee	United Nations
Joint United Nations Programme on HIV/AIDS (UNAIDS)	United Nations
Pan American Health Organization (PAHO)	United Nations
United Nations Centre for Human Settlements, United Nations Habitat	United Nations
United Nations Department of Peacekeeping Operations	United Nations
United Nations Development Programme	United Nations
United Nations Environment Programme	United Nations
United Nations Industrial Development Organization	United Nations
United Nations Girls' Education Initiative	United Nations
UN Women	United Nations
United Nations Office for Project Services	United Nations
United Nations Office for the Coordination of Humanitarian Affairs	United Nations
United Nations Mission for Ebola Emergency Response	United Nations
United Nations Population Fund	United Nations
United Nations Secretariat	United Nations
United Nations Trust Fund for Human Security	United Nations
United Nations Water	United Nations
Water Supply and Sanitation Collaborative Council	United Nations
World Food Programme	United Nations
World Health Organization	United Nations

# Endnotes

1. One billion is 1,000 million.
2. See Box on Standards for UNICEF Community WASH Beneficiaries in the Water supply section for more information on the distinction between indirect and direct beneficiaries in UNICEF programming.
3. World Meteorological Organization, 'WMO Confirms 2019 as Second Hottest Year on Record, 2020', <<https://public.wmo.int/en/media/press-release/wmo-confirms-2019-second-hottest-year-record>>, accessed 15 April 2020.
4. United Nations, Report of the Secretary-General on the 2019 Climate Action Summit and the Way Forward in 2020, 2019, <[www.un.org/en/climatechange/assets/pdf/cas\\_report\\_11\\_dec.pdf](http://www.un.org/en/climatechange/assets/pdf/cas_report_11_dec.pdf)>, accessed 15 April 2020.
5. The UNICEF Joint Monitoring Programme (JMP) on Water Supply, Sanitation and Hygiene has been monitoring sectoral global progress since 1990, using standard definitions and methods to produce internationally comparable estimates based on household surveys and other national sources of data. It is responsible for monitoring SDG Targets 6.1 and 6.2 for the United Nations Statistical Division and is the primary source of monitoring data and analysis to inform decision-making by governments, support agencies and all other sector stakeholders.
6. World Health Organization and UNICEF Joint Monitoring Programme on Water Supply, Sanitation and Hygiene, Progress on Household Drinking Water, Sanitation and Hygiene 2000-2017: Special focus on inequalities, 2019, <<https://washdata.org/sites/default/files/documents/reports/2019-07/jmp-2019-wash-households.pdf>>, accessed 15 April 2020.
7. United Nations Children's Fund, Water Under Fire Volume 1: Emergencies, development and peace in fragile and conflict-affected contexts, UNICEF, New York, 2019.
8. World Health Organization and United Nations Children's Fund, WASH in Health Care Facilities: Practical steps to achieve universal access to quality care, 2019, <[www.who.int/water\\_sanitation\\_health/publications/wash-in-health-care-facilities/en](http://www.who.int/water_sanitation_health/publications/wash-in-health-care-facilities/en)>, accessed 15 April 2020.
9. World Health Organization and United Nations Children's Fund, WASH in Health Care Facilities: Practical steps to achieve universal access to quality care, 2019, <[www.who.int/water\\_sanitation\\_health/publications/wash-in-health-care-facilities/en](http://www.who.int/water_sanitation_health/publications/wash-in-health-care-facilities/en)>, accessed 15 April 2020.
10. World Health Organization and United Nations Children's Fund, Drinking Water, Sanitation and Hygiene in Schools: Global baseline report 2018, 2018, <[www.washdata.org/sites/default/files/documents/reports/2018-11/JMP%20WASH%20in%20Schools%20WEB%20final.pdf](http://www.washdata.org/sites/default/files/documents/reports/2018-11/JMP%20WASH%20in%20Schools%20WEB%20final.pdf)>, accessed 15 April 2020.
11. UN-Water, Climate Change and Water: UN-Water Policy Brief, 2019, <[https://reliefweb.int/sites/reliefweb.int/files/resources/UN\\_Water\\_Policy\\_Brief\\_Climate\\_Change\\_and\\_Water\\_web.pdf](https://reliefweb.int/sites/reliefweb.int/files/resources/UN_Water_Policy_Brief_Climate_Change_and_Water_web.pdf)>, accessed 15 April 2020.
12. Mekonnen and Hoekstra, 'Four Billion People Facing Severe Water Scarcity', Science Advances, vol. 2, no. 2, 2016.
13. McDonald, et al., 'Water on an Urban Planet: Urbanization and the reach of urban water infrastructure', Global Environmental Change, vol. 27, July 2014.
14. United Nations Office for the Coordination of Humanitarian Affairs, Global Humanitarian Overview 2020, UNOCHA, 2020, <[www.unocha.org/sites/unocha/files/GHO-2020\\_v9.1.pdf](http://www.unocha.org/sites/unocha/files/GHO-2020_v9.1.pdf)>, accessed 15 April 2020.
15. UN-Water and World Health Organization, UN-Water Global Analysis and Assessment of Sanitation and Drinking-Water (GLAAS) 2019 report: National systems to support drinking-water, sanitation and hygiene - Global status report 2019, 2019, <[www.who.int/water\\_sanitation\\_health/publications/glaas-report-2019/en](http://www.who.int/water_sanitation_health/publications/glaas-report-2019/en)>, accessed 15 April 2020.
16. World Bank, 'From Urban Risk to Resilience: Building safer cities, 2016', <[www.worldbank.org/en/news/feature/2016/04/06/from-urban-risk-to-resilience--building-safer-cities](http://www.worldbank.org/en/news/feature/2016/04/06/from-urban-risk-to-resilience--building-safer-cities)>, accessed 15 April 2020.
17. United Nations Children's Fund, Advantage or Paradox? The challenge for children and young people of growing

- up urban, UNICEF, 2018, <[www.unicef.org/publications/index\\_103399.html](http://www.unicef.org/publications/index_103399.html)>, accessed 15 April 2020.
18. United Nations Children's Fund, A local governance approach to programming: Guidance for achieving multisectoral results through working with local governments, UNICEF, 2019, <[www.unicef.org/sites/default/files/2019-12/UNICEF-Guidance-on-Local-Governance-Approach-to-Programming-2019.pdf](http://www.unicef.org/sites/default/files/2019-12/UNICEF-Guidance-on-Local-Governance-Approach-to-Programming-2019.pdf)>, accessed 15 April 2020.
  19. Climate resilient systems are those for which: risk analysis is considered to identify potential impacts of extreme weather events, and preventive measures are included; water sources are reliable at all times, both during the year and during extreme weather events; management/service delivery models are sufficiently robust to cope with crisis and ensure longer-term sustainability of the infrastructure; have considered the impact of the system in terms of greenhouse emissions (GHE) and (when feasible) use renewable energy sources such as solar to mitigate that.
  20. United Nations Children's Fund, Strategic Monitoring Questions (SMQs), indicators from UNICEF's internal annual monitoring system of country-level programming results.
  21. United Nations Children's Fund and Global Water Partnership, WASH Climate Resilient Development Strategic Framework, 2014-2018, <[www.gwp.org/en/WashClimateResilience](http://www.gwp.org/en/WashClimateResilience)>, accessed 15 April 2020.
  22. Naylor, Kelly Ann, Amanda Marlin and Sarah Karmin, 'Adapting Water and Sanitation Systems to Climate Change: An investment opportunity for the private sector', UNICEF, 2019.
  23. United Nations Children's Fund, 'Efectos de la sequía en el acceso a servicios seguros WASH con enfoque en la Niñez, en siete municipios del Corredor Seco de Honduras', UNICEF, 2019, <[www.unicef.org/honduras/informes/efectos-de-la-sequ%C3%ADa-en-el-acceso-servicios-seguros-ash-con-enfoque-en-la-ni%C3%B1ez](http://www.unicef.org/honduras/informes/efectos-de-la-sequ%C3%ADa-en-el-acceso-servicios-seguros-ash-con-enfoque-en-la-ni%C3%B1ez)>, accessed 15 April 2020.
  24. Klawitter, Simone and David Tsetse, 'PF4C – Prioritizing Climate Resilience, Sustainability and Equity: OneWASH programming in Eritrea', UNICEF, 2019.
  25. United Nations Children's Fund, Detailed Study of the Risks and Impact Related to Climate Change for Water, Hygiene and Sanitation in Burkina Faso, UNICEF, 2019, forthcoming.
  26. Hofste, Rutger W., Paul Reig and Leah Schleifer, L., '17 countries, home to one-quarter of the world's population, face extremely high water stress', World Resources Institute blog, Washington, D.C., 2019, <[www.wri.org/blog/2019/08/17-countries-home-one-quarter-world-population-face-extremely-high-water-stress](http://www.wri.org/blog/2019/08/17-countries-home-one-quarter-world-population-face-extremely-high-water-stress)>, accessed 15 April 2020.
  27. United Nations Children's Fund, Drying Up Their Futures: The impact of water scarcity on children in the Middle East and North Africa region, UNICEF, 2020 (in press).
  28. United Nations Children's Fund, 'Decentralized Wastewater Treatment and Reuse in Institution: Mafrqa Pilot in 3 schools in Jordan', UNICEF, 2019, WASH Field Note FN/11/2019.
  29. United Nations Children's Fund, Strategic Monitoring Questions (SMQs), indicators from UNICEF's internal annual monitoring system of country-level programming results.
  30. United Nations Children's Fund, Strategic Monitoring Questions (SMQs), indicators from UNICEF's internal annual monitoring system of country-level programming results.
  31. Cap-Net, 'Solar Powered Water Systems: An overview of principles and practice', open course, <<https://cap-net.org/solar-powered-water-systems-an-overview-of-principles-and-practice-open-course>>, accessed 15 April 2020.
  32. United Nations Children's Fund, Strategic Monitoring Questions (SMQs), indicators from UNICEF's internal annual monitoring system of country-level programming results.
  33. World Health Organization and UNICEF Joint Monitoring Programme on Water Supply, Sanitation and Hygiene, 2019, <<https://washdata.org/monitoring>>, accessed 15 April 2020.
  34. Basic+2 is not a JMP category but an intermediate step between basic and safely managed, used by UNICEF.
  35. Improved systems have the potential to deliver safe water by nature of their design and construction, and include piped supplies such as households with tap water or public stand-posts; and non-piped supplies such as boreholes, protected wells and springs, rainwater and packed or delivered water.
  36. Danert, K., 'Groundwater Experiences: A synthesis for the 2018 and 2019 online courses on professional drilling management', 2019.
  37. Programme National École et Village Assainis of the Democratic Republic of the Congo, United Nations Children's Fund and University of Kinshasa, 'Incidentes sociales de la corvée de l'eau en milieu rural chez les filles de la province du Kongo Central-RDC', 2019.
  38. Danert, K., 'Concerns About the Quality of Handpump Components in Burkina Faso and Beyond', Skat Foundation, St Gallen, Switzerland, 2019, <[www.pseau.org/outils/ouvrages/skat\\_concerns\\_about\\_corrosion\\_and\\_the\\_quality\\_of\\_handpump\\_components\\_in\\_burkina\\_faso\\_and\\_beyond\\_2019.pdf](http://www.pseau.org/outils/ouvrages/skat_concerns_about_corrosion_and_the_quality_of_handpump_components_in_burkina_faso_and_beyond_2019.pdf)>, accessed 15 April 2020.

39. Hashi, Faisal, 'Public Private Partnership (PPP) in Urban Water Supply System: A review study of Somalia', 2019.
40. United Nations Children's Fund and Global WASH Cluster, Development of the Multi-type Support to Voda Donbassa Water Utility Company from a Risk Assessment Study, 2019.
41. Godfrey, S., G. Hailemichael and C. Serele, 'Deep Groundwater Investigation and Development in the Ogaden Jesoma Sandstone Aquifers of Somali Region, Ethiopia', *Water*, vol. 11, no. 8, August 2019, pp. 1735, <<https://doi.org/10.3390/w110817352019>>, accessed 02 June 2020.
42. The full definition of the SDG safely managed service level is: Drinking water from an improved source that is located on the premises, available when needed and free from faecal and priority chemical contamination.
43. In the 2019 JMP progress report (2017 data set), water quality estimates were available for a total of 117 countries, of which 52 were for UNICEF programme countries (estimates for industrialized countries usually rely on regulatory institutions, which are unavailable in most developing countries).
44. World Health Organization and UNICEF Joint Monitoring Programme on Water Supply, Sanitation and Hygiene, Progress on Household Drinking Water, Sanitation and Hygiene 2000-2017: Special focus on inequalities, 2019, <<https://washdata.org/sites/default/files/documents/reports/2019-07/jmp-2019-wash-households.pdf>>, accessed 15 April 2020.
45. World Health Organization and UNICEF Joint Monitoring Programme on Water Supply, Sanitation and Hygiene, Progress on Household Drinking Water, Sanitation and Hygiene 2000-2017: Special focus on inequalities, 2019, <<https://washdata.org/sites/default/files/documents/reports/2019-07/jmp-2019-wash-households.pdf>>, accessed 15 April 2020.
46. Chakraborty, R. et al., 'Health Implications of Drinking Water Salinity in Coastal Areas of Bangladesh', *Int J Environ Res Public Health*, vol. 16, no.19, 4 October 2019, pp. 3746, <<https://doi.org/10.3390/ijerph16193746>>, accessed 15 April 2020.
47. Serele, Charles, Ana Pérez-Hoyos and Francois Kayitakire, 'Mapping of Groundwater Potential Zones in the Drought-Prone Areas of South Madagascar using Geospatial Techniques', *Geoscience Frontiers*, 2019, <<https://doi.org/10.1016/j.gsf.2019.11.012>>, accessed 15 April 2020.
48. The Lancet, 'Guinea worm disease eradication: A moving target', vol. 393, no. 10178, pp. 1261, <[www.thelancet.com/journals/lancet/article/PIIS0140-6736\(19\)30738-X/fulltext](http://www.thelancet.com/journals/lancet/article/PIIS0140-6736(19)30738-X/fulltext)>, accessed 15 April 2020.
49. United Nations Children's Fund, Strategic Monitoring Questions (SMQs), indicators from UNICEF's internal annual monitoring system of country-level programming results.
50. United Nations Children's Fund and University of Pennsylvania Social Norms Group, 'How trendsetters shaped India's massive sanitation campaign' in the *Knowledge@Wharton* online magazine, <<https://knowledge.wharton.upenn.edu/article/trendsetters-shaped-indias-massive-sanitation-campaign/>>, accessed 15 April 2020.
51. <[www.cleannigeria.ng](http://www.cleannigeria.ng)>, accessed 15 April 2020.
52. African Ministers' Council on Water, 'The Camissa Multi-Stakeholder Statement on Achieving Access to Adequate and Equitable Sanitation and Hygiene for All and Ending Open Defecation in Africa by 2030', 2019, <[www.amcow-online.org/images/docs/camissa%20statement%20final.pdf](http://www.amcow-online.org/images/docs/camissa%20statement%20final.pdf)>, accessed 15 April 2020.
53. African Ministers' Council on Water, 'Is Africa on Track to Achieve the SDGs on Sanitation? A review of progress on the Ngor Declaration on Sanitation and Hygiene', <[www.communityledtotalsanitation.org/sites/communityledtotalsanitation.org/files/final\\_ngor\\_report\\_0.pdf](http://www.communityledtotalsanitation.org/sites/communityledtotalsanitation.org/files/final_ngor_report_0.pdf)>, accessed 15 April 2020.
54. Plan International UK, SNV, WaterAid, United Nations Children's Fund, the World Bank and the Water Supply and Sanitation Collaborative Council, 'Delivering Rural Sanitation Programs at Scale, with Equity and Sustainability', October 2019, <[https://washmatters.wateraid.org/sites/g/files/jkxoof256/files/delivering-rural-sanitation-programs-at-scale-with-equity-and-sustainability-rising-up-to-the-sanitation-ambition\\_1.pdf](https://washmatters.wateraid.org/sites/g/files/jkxoof256/files/delivering-rural-sanitation-programs-at-scale-with-equity-and-sustainability-rising-up-to-the-sanitation-ambition_1.pdf)>, accessed 15 April 2020.
55. United Nations Children's Fund, Strategic Monitoring Questions (SMQs), indicators from UNICEF's internal annual monitoring system of country-level programming results.
56. United Nations Children's Fund, Strategic Monitoring Questions (SMQs), indicators from UNICEF's internal annual monitoring system of country-level programming results.
57. The Open University, 'Rethinking Rural Sanitation', course, <[www.open.edu/openlearncreate/course/index.php?categoryid=402](http://www.open.edu/openlearncreate/course/index.php?categoryid=402)>, accessed 15 April 2020.
58. Safely managed sanitation, the highest service level of the SDG definition of sanitation, are improved facilities that are not shared with other households and where excreta are safely disposed in situ or transported and treated off-site, see the JMP page on sanitation for more information: <<https://washdata.org/monitoring/sanitation>>, accessed 15 April 2020.
59. UNICEF does not endorse any company, brand, product or service.

60. Of postneonatal (0–28 days) deaths among children under five, World Health Organization, Causes of Child Mortality, <[www.who.int/gho/child\\_health/mortality/causes/en](http://www.who.int/gho/child_health/mortality/causes/en)>, accessed 15 April 2020.
61. Global Handwashing Partnership, Global Handwashing Day 2019 Report, 2020, <<https://globalhandwashing.org/wp-content/uploads/2020/01/GHD-2019-Report-.pdf>>, accessed 15 April 2020.
62. United Nations Children's Fund, Guidance on Menstrual Health and Hygiene, UNICEF, 2018, <[www.unicef.org/wash/files/UNICEF-Guidance-menstrual-health-hygiene-2019.pdf](http://www.unicef.org/wash/files/UNICEF-Guidance-menstrual-health-hygiene-2019.pdf)>, accessed 15 April 2020.
63. United Nations Children's Fund, Guide to Menstrual Health Materials, UNICEF, 2019, <[www.unicef.org/wash/files/UNICEF-Guide-menstrual-hygiene-materials-2019.pdf](http://www.unicef.org/wash/files/UNICEF-Guide-menstrual-hygiene-materials-2019.pdf)>, accessed 15 April 2020.
64. WASH United, Menstrual Hygiene Day 2019 Impact Report, <[https://menstrualhygieneday.org/wp-content/uploads/2019/09/MHDay\\_impact\\_report\\_2019\\_final.pdf](https://menstrualhygieneday.org/wp-content/uploads/2019/09/MHDay_impact_report_2019_final.pdf)>, accessed 15 April 2020.
65. United Nations Children's Fund, How Female Toilet Builders are Taking on Menstrual Hygiene Management in India, <[www.unicef.org/stories/how-female-toilet-builders-are-taking-menstrual-hygiene-management-india](http://www.unicef.org/stories/how-female-toilet-builders-are-taking-menstrual-hygiene-management-india)>, accessed 15 April 2020.
66. United Nations Children's Fund, UNICEF Ethiopia Partnering with Champions for Scaling up Menstrual Hygiene, <[www.unicef.org/ethiopia/stories/unicef-ethiopia-partnering-champions-scaling-menstrual-hygiene](http://www.unicef.org/ethiopia/stories/unicef-ethiopia-partnering-champions-scaling-menstrual-hygiene)>, accessed 15 April 2020.
67. United Nations Children's Fund, 'Here is why we need to stop stigmatizing menstruation. Period', <[www.unicef.org/mena/stories/here-why-we-need-stop-stigmatizing-menstruation-period?fbclid=IwAR3rqvQ3SF5JiS3Sc8cZvPQcAWJLIgdaQ9zhNe-raJf09H9TWdqS5QO58l4](http://www.unicef.org/mena/stories/here-why-we-need-stop-stigmatizing-menstruation-period?fbclid=IwAR3rqvQ3SF5JiS3Sc8cZvPQcAWJLIgdaQ9zhNe-raJf09H9TWdqS5QO58l4)>, accessed 15 April 2020.
68. United Nations Children's Fund, 'Swimming through the challenges', <[www.unicef.org/pakistan/stories/swimming-through-challenges](http://www.unicef.org/pakistan/stories/swimming-through-challenges)>, accessed 15 April 2020.
69. All references to Kosovo in this report should be understood to be in the context of United Nations Security Council resolution 1244 (1999).
70. United Nations Children's Fund, Strategic Monitoring Questions (SMQs), indicators from UNICEF's internal annual monitoring system of country-level programming results.
71. United Nations Children's Fund, Strategic Monitoring Questions (SMQs), indicators from UNICEF's internal annual monitoring system of country-level programming results.
72. United Nations Children's Fund, Scoping Study of WASH in Schools Programming in Eastern and Southern Africa: A review of evidence, bottlenecks and opportunities to meeting Sustainable Development Goal (SDG) targets, UNICEF, December 2018, <[www.unicef.org/esa/reports/scoping-study-wash-schools-programming](http://www.unicef.org/esa/reports/scoping-study-wash-schools-programming)>, accessed 15 April 2020.
73. World Health Organization, 'Improving Health and Learning through Better Water, Sanitation and Hygiene in Schools: An information package for school staff', WHO Regional Office for Europe, 2019, <<https://apps.who.int/iris/bitstream/handle/10665/329531/9789289054508-eng.pdf>>, accessed 15 April 2020.
74. United Nations Children's Fund, Strategic Monitoring Questions (SMQs), indicators from UNICEF's internal annual monitoring system of country-level programming results.
75. World Health Organization and United Nations Children's Fund, WASH in Health Care Facilities: Practical steps to achieve universal access to quality care, WHO, 2019, <[www.who.int/water\\_sanitation\\_health/publications/wash-in-health-care-facilities/en](http://www.who.int/water_sanitation_health/publications/wash-in-health-care-facilities/en)>, accessed 15 April 2020.
76. United Nations Children's Fund, Strategic Monitoring Questions (SMQs), indicators from UNICEF's internal annual monitoring system of country-level programming results.
77. United Nations Children's Fund, Strategic Monitoring Questions (SMQs), indicators from UNICEF's internal annual monitoring system of country-level programming results.
78. United Nations Office for the Coordination of Humanitarian Affairs, Global Humanitarian Overview 2020, UNOCHA, 2020, <[www.unocha.org/sites/unocha/files/GHO-2020\\_v9.1.pdf](http://www.unocha.org/sites/unocha/files/GHO-2020_v9.1.pdf)>, accessed 15 April 2020.
79. United Nations General Assembly, The Human Rights to Safe Drinking Water and Sanitation, A/C.3/74/L.33/Rev.1, <<https://undocs.org/pdf?symbol=en/A/C.3/74/L.33/Rev.1>>, accessed 15 April 2020.
80. United Nations Children's Fund, Strategic Monitoring Questions (SMQs), indicators from UNICEF's internal annual monitoring system of country-level programming results.
81. United Nations Children's Fund, Independent Real-Time Evaluation of UNICEF's response to Cyclone Idai in Mozambique, Malawi and Zimbabwe, UNICEF, 2020, forthcoming.
82. Ibid.
83. WASH Working Group, Global Taskforce on Cholera Control, 2019, 'Technical Note: Water, Sanitation and Hygiene and Infection Prevention and Control in



Cholera Treatment Structures', January 2019, <[www.who.int/cholera/task\\_force/technical-note-WASH-IPC-CTCCTU-2019.pdf](http://www.who.int/cholera/task_force/technical-note-WASH-IPC-CTCCTU-2019.pdf)>, accessed 15 April 2020.

84. United Nations Children's Fund, Global Review of Water, Sanitation and Hygiene (WASH) Components in Rapid Response Mechanisms and Rapid Response Teams in Cholera Outbreak Settings – Haiti, Nigeria, South Sudan and Yemen, UNICEF, New York, 2019.
85. All published UNICEF evaluations are available at <[www.unicef.org/evaldatabase](http://www.unicef.org/evaldatabase)>, accessed 15 April 2020.
86. Grunewald, François et al., 'Analysis of the Capacity of the WASH Sector to Respond to Difficult Humanitarian Situations', 2019, <[www.urd.org/wp-content/uploads/2019/11/WASHCapacityStudy-GroupeURD\\_2019.pdf](http://www.urd.org/wp-content/uploads/2019/11/WASHCapacityStudy-GroupeURD_2019.pdf)>, accessed 15 April 2020.
87. Yates, Travis et al., 'WASH Coordination in Humanitarian Response: Evidence summary', Global WASH Cluster, 2019. <[https://wrc.washcluster.net/sites/default/files/2019-11/WASH%20Coordination%20in%20Humanitarian%20Response\\_DOC%20FORMAT.pdf](https://wrc.washcluster.net/sites/default/files/2019-11/WASH%20Coordination%20in%20Humanitarian%20Response_DOC%20FORMAT.pdf)>, accessed 15 April 2020.
88. United Nations Children's Fund, Strengthening WASH Enabling Environments: Snapshot of UNICEF results since the launch of the Global WASH Strategy, WASH Results Paper R/01/2019.
89. United Nations Children's Fund, Strategic Monitoring Questions (SMQs), indicators from UNICEF's internal annual monitoring system of country-level programming results.
90. The Ngor Declaration on Sanitation and Hygiene <[www.wsscc.org/resources-feed/the-ngor-declaration-on-sanitation-and-hygiene](http://www.wsscc.org/resources-feed/the-ngor-declaration-on-sanitation-and-hygiene)>, accessed 6 May 2020.
91. Naylor, Kelly Ann, Amanda Marlin and Sarah Karmin, (1) 'Providing Universal Access to Water and Sanitation: An investment opportunity for the private sector'; (2) 'Adapting Water and Sanitation Systems to Climate Change: An investment opportunity for the private sector'; (3) 'Water and Sanitation Systems in Emergencies: An investment opportunity', UNICEF, 2019.
92. Includes sector-wide national WASH BAT exercises (the majority) as well as subnational exercises and subsector specific exercises (WASH in schools).
93. United Nations Children's Fund, Strategic Monitoring Questions (SMQs), indicators from UNICEF's internal annual monitoring system of country-level programming results.
94. The difference between the 'damage cost' under the improved sanitation scenario and the damage costs without improved sanitation. See the OECD glossary of statistical terms for information on damage costs, <<https://stats.oecd.org/glossary/detail.asp?ID=530>>, accessed 15 April 2020.
95. Slesinski, S. Claire et al., 'Systematic Review of Interventions and Evidence: Behavior change interventions for water, sanitation, and hygiene in urban settings', UNICEF and Drexel University Urban Health Collaborative, 2019.
96. United Nations Children's Fund, Strategic Monitoring Questions (SMQs), indicators from UNICEF's internal annual monitoring system of country-level programming results.
97. United Nations Children's Fund, Urban WASH programming in Megacities: Supporting low income communities of Dhaka, Bangladesh, 2019, WASH/FN/22/2019.
98. United Nations Children's Fund, Urban WASH in Small Towns: The 'ONEWASH Plus' programme in Ethiopia, 2019, WASH/FN/23/2019.
99. United Nations Children's Fund, Urban WASH Programming in Protracted Conflict Contexts: Aleppo's experience, Syria, 2019, WASH/FN/24/2019.
100. Bill & Melinda Gates Foundation, 'Innovation for WASH in Urban Settings (Round 22)', <<https://gcgh.grandchallenges.org/challenge/innovation-wash-urban-settings-round-22>>, accessed 15 April 2020.
101. WASH United, 'Making Rights Real', <<https://human-rights-to-water-and-sanitation.org>>, accessed 15 April 2020.
102. United Nations Children's Fund, 'The Case for Investment in Accessible and Inclusive WASH', WASH Technical Paper TP/04/2018, UNICEF, New York, 2018, <[www.unicef.org/disabilities/files/UNICEF\\_The\\_case\\_for\\_investment\\_in\\_accessible\\_and\\_inclusive\\_WASH\\_Technical\\_paper.pdf](http://www.unicef.org/disabilities/files/UNICEF_The_case_for_investment_in_accessible_and_inclusive_WASH_Technical_paper.pdf)>, accessed 15 April 2020.
103. Ibid.
104. United Nations Children's Fund, 'Water Sanitation and Hygiene, Disabilities', <[www.unicef.org/disabilities/index\\_65839.html](http://www.unicef.org/disabilities/index_65839.html)>, accessed 15 April 2020.
105. United Nations Children's Fund, 'Leaving no child behind, transforming lives with accessible sanitation for people living with disabilities in the Rohingya settlements, Bangladesh' <[spark.adobe.com/page/djGCTF3M3IfSL/](http://spark.adobe.com/page/djGCTF3M3IfSL/)>, accessed 21 April 2020.
106. World Bank, Women in Water Utilities: Breaking barriers, World Bank, Washington, D.C., 2019, <<https://openknowledge.worldbank.org/handle/10986/32319>>, accessed 15 April 2020.
107. World Health Organization and United Nations Children's Fund, Implications of Recent WASH and Nutrition Studies for WASH Policy and Practice, 2019,

<[www.who.int/water\\_sanitation\\_health/news-events/who-unicef-position-paper-on-wash-and-nutrition-studies-20191125.pdf](http://www.who.int/water_sanitation_health/news-events/who-unicef-position-paper-on-wash-and-nutrition-studies-20191125.pdf)>, accessed 15 April 2020.

108. United Nations, The Sendai Framework for Disaster Risk Reduction 2015-2030, 2015, <[www.undrr.org/publication/sendai-framework-disaster-risk-reduction-2015-2030](http://www.undrr.org/publication/sendai-framework-disaster-risk-reduction-2015-2030)>, accessed 15 April 2020.
109. United Nations Children's Fund, UNICEF Procedure on Linking Humanitarian and Development Programmes, PD/Procedure/2019/001, UNICEF, May 2019.
110. Brown, S. et al., 'Gender and Age Inequality of Disaster Risk: Research Paper', UNICEF and UN Women, 2019.
111. United Nations Office for Disaster Risk Reduction, Words into Action: On the frontline of disaster risk reduction and resilience: Children and youth engagement guide for implementing the Sendai Framework for Disaster Risk Reduction 2015-2030, UNDRR, 2019, <[www.undrr.org/publication/words-action-guidelines-frontline-disaster-risk-reduction-and-resilience-children-and](http://www.undrr.org/publication/words-action-guidelines-frontline-disaster-risk-reduction-and-resilience-children-and)>, accessed 15 April 2020.
112. Norwegian Refugee Council, United Nations Population Fund and United Nations Children's Fund, Guidelines on Working with and for Young People in Humanitarian Settings and Protracted Crises, 2019, forthcoming.
113. United Nations Children's Fund, Water Under Fire Volume 1: Emergencies, development and peace in fragile and conflict-affected contexts, UNICEF, New York, 2019.
114. United Nations Children's Fund, Strategic Monitoring Questions (SMQs), indicators from UNICEF's internal annual monitoring system of country-level programming results.
115. UN Habitat, United Nations System-wide Guidelines on Safer Cities and Human Settlements, 2020, <<https://unhabitat.org/united-nations-system-wide-guidelines-on-safer-cities-and-human-settlements>>, accessed 15 April 2020.
116. United Nations Children's Fund, Shaping Urbanization for Children: A handbook on child-responsive urban planning, UNICEF, 2018, <[www.unicef.org/publications/files/UNICEF\\_Shaping\\_urbanization\\_for\\_children\\_handbook\\_2018.pdf](http://www.unicef.org/publications/files/UNICEF_Shaping_urbanization_for_children_handbook_2018.pdf)>, accessed 15 April 2020.
117. United Nations Children's Fund, A Local Governance Approach to Programming: Guidance for achieving multisectoral results through working with local government, UNICEF, 2019, <[www.unicef.org/sites/default/files/2019-12/UNICEF-Guidance-on-Local-Governance-Approach-to-Programming-2019.pdf](http://www.unicef.org/sites/default/files/2019-12/UNICEF-Guidance-on-Local-Governance-Approach-to-Programming-2019.pdf)>, accessed 15 April 2020.
118. United Nations Children's Fund, Strategic Monitoring Questions (SMQs), indicators from UNICEF's internal annual monitoring system of country-level programming results.
119. United Nations Children's Fund, 'Silent Suffocation in Africa: Air pollution is a growing menace', UNICEF, New York, June 2019, <[www.unicef.org/reports/silent-suffocation-in-africa-air-pollution-2019](http://www.unicef.org/reports/silent-suffocation-in-africa-air-pollution-2019)>, accessed 15 April 2020.
120. United Nations Children's Fund, Are Climate Change Policies Child-Sensitive? A guide for action: Summary, December 2019, <[www.unicef.org/globalinsight/media/646/file/are-climate-change-policies-child-sensitive-2019.pdf](http://www.unicef.org/globalinsight/media/646/file/are-climate-change-policies-child-sensitive-2019.pdf)>, accessed 15 April 2020.
121. United Nations, Accelerating SDG 7 Achievement: SDG 7 Policy briefs in support of the High-Level Political Forum 2019, 2019, <[https://sustainabledevelopment.un.org/content/documents/22877UN\\_FINAL\\_ONLINE\\_20190523.pdf](https://sustainabledevelopment.un.org/content/documents/22877UN_FINAL_ONLINE_20190523.pdf)>, accessed 15 April 2020.
122. United Nations Children's Fund, 'Education Systems: A victim and a key to the climate crisis – The complexity of the climate crisis impacts on the education sector', UNICEF, March 2020, <[www.unicef.org/eap/stories/education-systems-victim-and-key-climate-crisis](http://www.unicef.org/eap/stories/education-systems-victim-and-key-climate-crisis)>, accessed 15 April 2020.
123. United Nations Children's Fund, 'Children Uprooted in the Caribbean: How stronger hurricanes linked to a changing climate are driving child displacement', UNICEF, December 2019, <[www.unicef.org/reports/children-uprooted-caribbean-2019](http://www.unicef.org/reports/children-uprooted-caribbean-2019)>, accessed 15 April 2020.
124. United Nations Children's Fund, A Gathering Storm: Climate change clouds the future of children in Bangladesh, UNICEF, April 2019, <[www.unicef.org/rosa/reports/gathering-storm](http://www.unicef.org/rosa/reports/gathering-storm)>, accessed 15 April 2020.
125. United Nations Children's Fund, Impact of Air Pollution on Health and Measures to Reduce Exposures in Kosovo, UNICEF, November 2019, <[www.unicef.org/kosovoprogramme/reports/impact-air-pollution](http://www.unicef.org/kosovoprogramme/reports/impact-air-pollution)>, accessed 15 April 2020.
126. United Nations Children's Fund, Healthy Air for Every Child: A call for national action, UNICEF UK, 2019, <[www.unicef.org.uk/publications/healthy-air-for-every-child](http://www.unicef.org.uk/publications/healthy-air-for-every-child)>, accessed 15 April 2020.
127. The Verisk Maplecroft Climate Change Vulnerability Index.
128. The midterm review findings presented here are not final; they are recommendations for presentation to the UNICEF Executive Board in June 2020.



Published by UNICEF  
3 United Nations Plaza  
New York, NY 10017

[www.unicef.org](http://www.unicef.org)

June 2020

**#ForEveryChild**