



# Role of Cooperatives in transport development and Job creation in Rwanda

Presented by

Prof. HARELIMANA Jean Bosco, PhD  
Director General  
Rwanda Cooperative Agency  
+250 788357685  
Jbosco.harelimana@gmail.com

March, 2021



# Background information

Rwanda Cooperative Agency (RCA) is a Government Institution established under the Law N° 50/2007 of 18/09/2007, RCA's mandates are as follows:

- ☐ Mobilization and sensitization of Rwandans to join and form cooperatives
- ☐ Registration of cooperatives and issuing legal personality
- ☐ Supervision and inspection of cooperatives
- ☐ Regulation - drafting laws and code of conduct for cooperatives
- ☐ Capacity building: training, coaching and mentorship to cooperatives
- ☐ Linking cooperatives to anchor firms and other development partners
- ☐ Arbitration of conflicts resolution
- ☐ Advisory services



# Overview on cooperative movement

## Worldwide

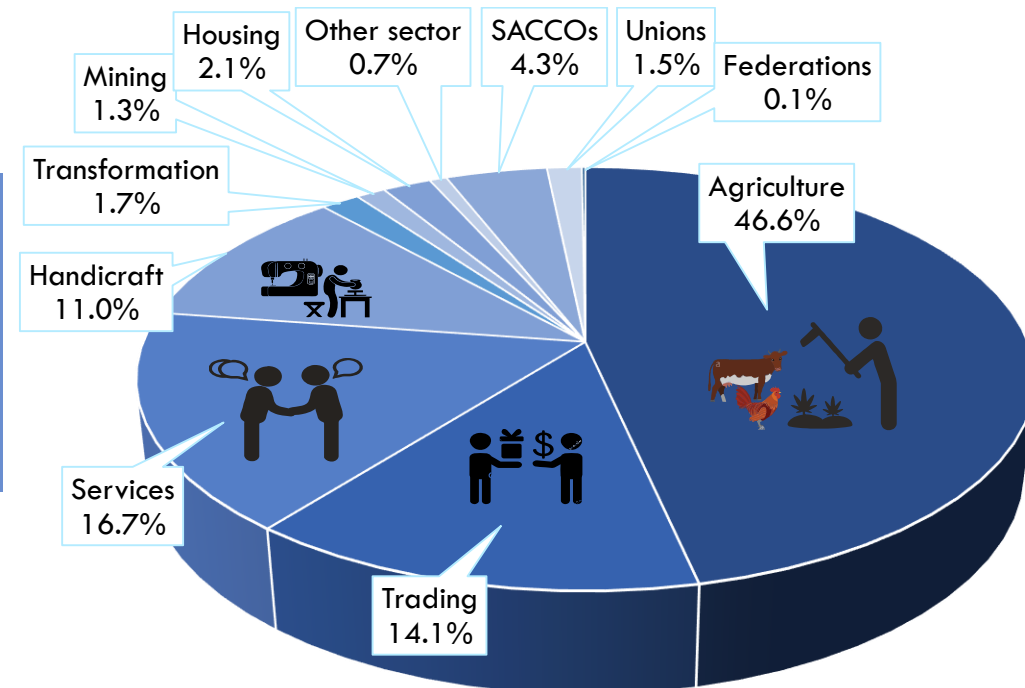
The 3 million cooperatives on earth contribute to sustainable economic growth and stable, quality employment. Today cooperative members represent at least **12% of humanity**. Cooperatives employ 280 million people across the globe and 10% of the world's employed population.

## In Rwanda

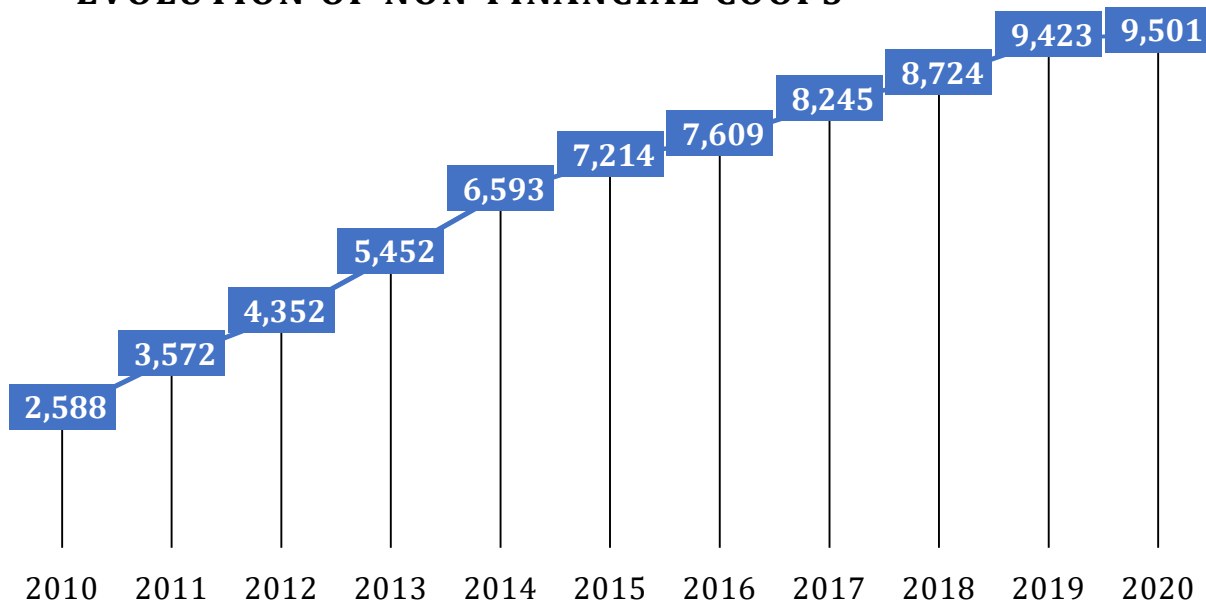


Cooperatives: 10,103  
Members: 5,246,504  
Male: 2,859,423  
Female: 2,387,081  
Share capital: 49.9 bn frw

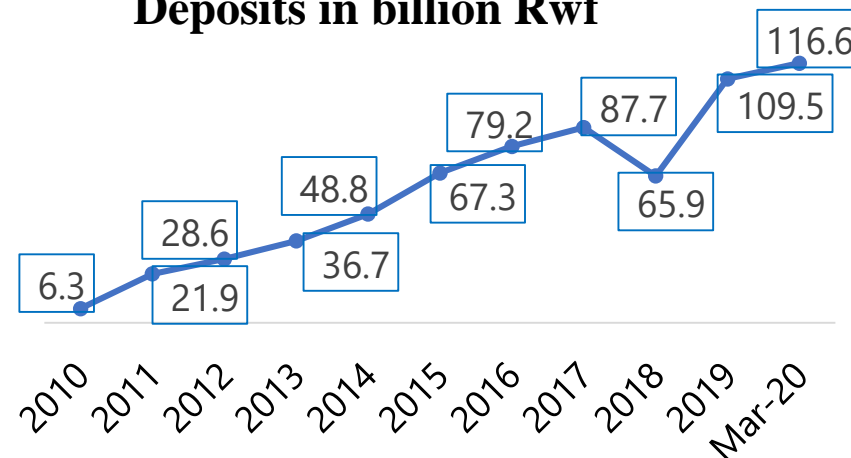
## Distribution of cooperatives



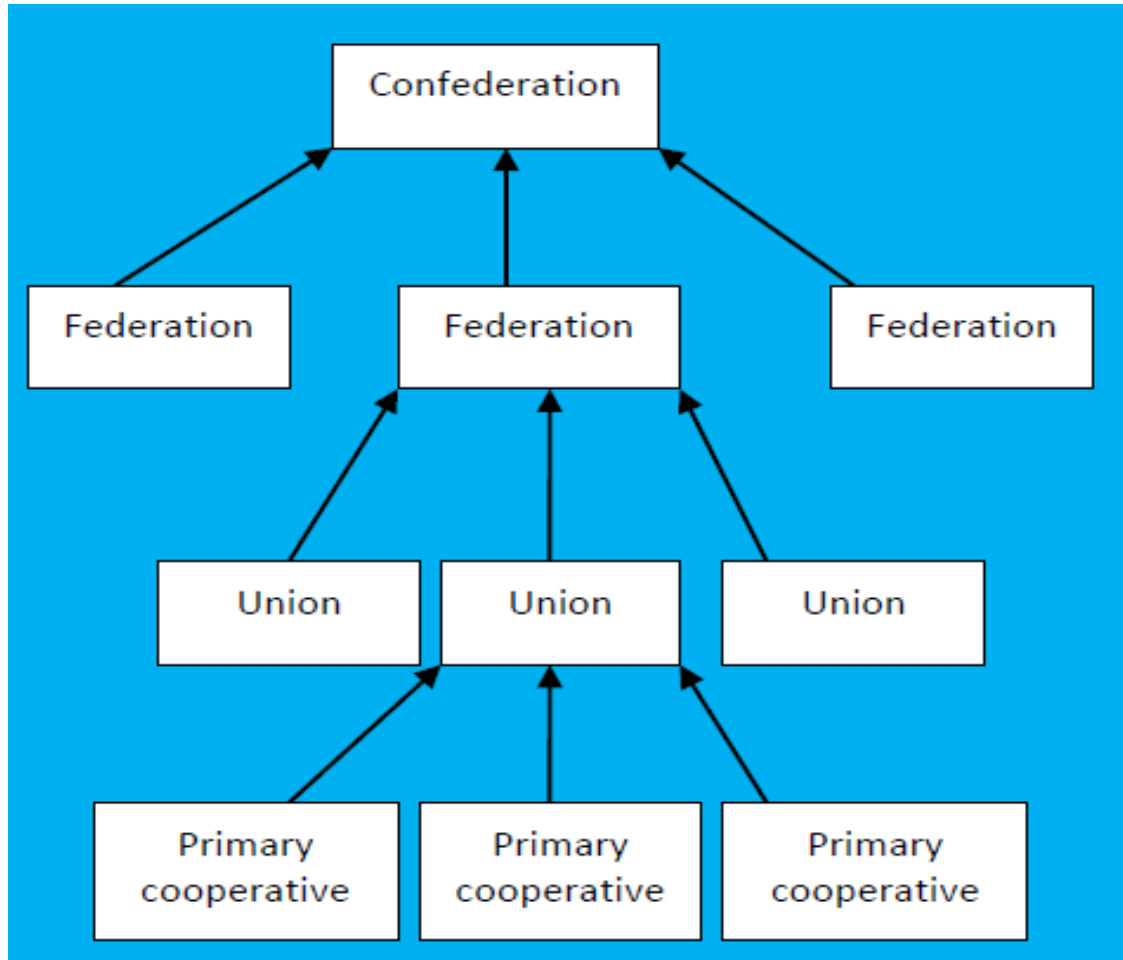
## EVOLUTION OF NON-FINANCIAL COOPS



## Deposits in billion Rwf



## Structure of cooperatives movement in Rwanda



- ❑ The cooperative organizations may constitute among themselves unions, federations and confederation for the better management of their assets and the advocacy of their common interests.
- ❑ There are 10,103 primary coops; 149 unions, 15 federations and 1 confederation (NCCR) with 5.2Millions of members.



# Cooperatives in transport sector



- ❑ Transport sector cover 12% of registered cooperatives with more than, that is 605 out of 10,103 coops;
- ❑ Cooperatives in transport are operating in two modes, namely (1) land transport (Bus cooperatives: RFTC, motorcyclists coops, bicyclist coops, taxi voiture coops and lorry cooperatives) and (2) maritime transport Cooperatives;
- ❑ Transport organizations - create and supply diverse transportation services, both for transport of goods and passengers. They offer these services to people of all social and economic segments, providing opportunities for development and reduce socio-economic disparities.



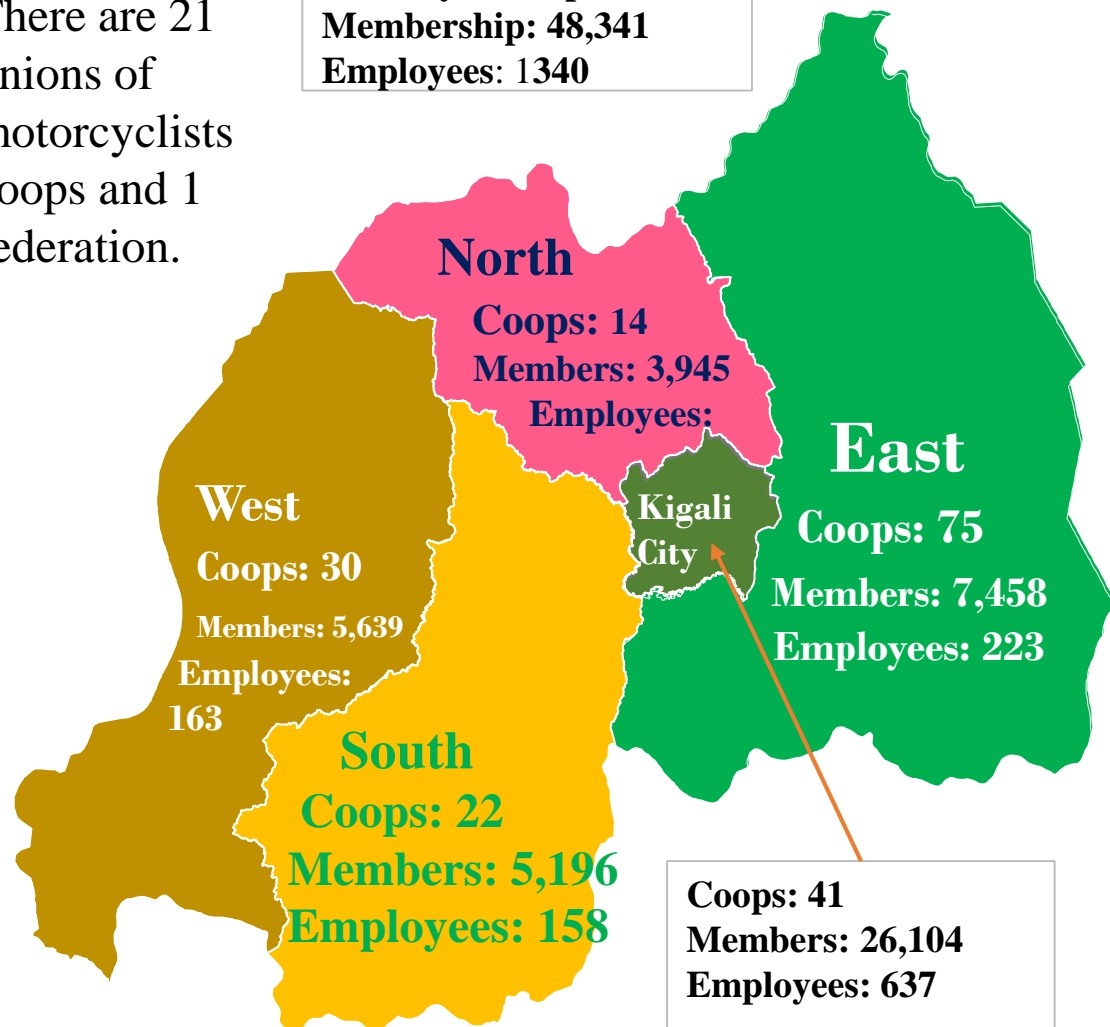


# Motorcyclists Cooperatives-employment creation



There are 21 unions of motorcyclists coops and 1 federation.

**Motorcycle coops: 182**  
**Membership: 48,341**  
**Employees: 1340**





## Cont'



- ❑ In order to regulate the directives, RCA has streamlined taxi-motor cooperatives across the country where coops elected new leaders;
- ❑ The new elected leaders were trained on cooperative governance, financial management and internal control;
- ❑ The leaders will deal with management issues by ensuring efficiency and accountability;
- ❑ RCA has established regulations No: 001/2017 of 11/01/2017 concerning governance and management of motorcyclists cooperatives;
- ❑ RCA has established regulations No: 0211/2018 of 3<sup>rd</sup> April 2018 regarding disciplinary officers among motorcyclists cooperatives;
- ❑ Through coops traffic rules and regulations may be taught and respected in order to prevent road accidents. The motorcyclist and their passengers are the majority of victims of road accidents;
- ❑ Motorcyclists coops prevent the transport of drug dealers, smugglers and thieves so as to be arrested – fighting against traffic offense and criminal;
- ❑ Through coops, motorcyclists obtain driving license and different services.





# Bicyclists cooperatives



- ❑ There are 145 registered Cooperatives with 56,514 bicyclists members are organized into coops where 1,637 are females.
- ❑ Bicyclists have collected 368,946,500 frw as share capital;
- ❑ Each coop has its operating site with disciplinary officers;
- ❑ These coops pay taxes and contribute to the development of their members using Solidarity and saving funds.
- ❑ 56,514 Bicyclists get their daily livelihood from transportation of people and goods-these cooperatives provide employment to youth.





## Public transport through bus, minibus, coaster



- ❑ There are 24 registered transport coops with 1693 members using bus, minibus, coaster;
- ❑ These cooperatives are members of Rwanda Federation of Transport Cooperatives(RFTC);
- ❑ Provide public transport services;
- ❑ Job creation: 6511 people have jobs through RFTC (2020).





## Taxi Transport Cooperatives

- ❑ There are 54 taxi cooperatives with 2,530 members where males: 2401 and female: 129;
- ❑ Share capital collected is over 432,765,051 frw;



## Boat Transport Cooperatives



- ❑ There are 51 registered boat transport coops with 2,926 members (male: 2,313 and female: 613);
- ❑ Share capital collected: 293,765,920 frw;







# Lorry transport Cooperatives



- ❑ There are 28 registered cooperatives with 1820 members where males: 1697 and females: 123;
- ❑ Share capital collected: 1,480,420,000 Rwf
- ❑ Transport of goods within the country or outside (exports);





# Driving school Cooperatives



- ❑ There are 10 cooperatives teaching rules and regulations of road in the country (East: 1; KC: 4; North: 2; South: 2; West: 1);
- ❑ These coops have 1269 members in which 1086 are males and 186 females;
- ❑ Share capital collected is 618,533,500 Rwf.





# Conclusion



## Transport sector-most of members are youth



## Agriculture coops- exports and technology



## Handcraft cooperatives



## Housing coops-large investment



Cooperative Farmers supply milk to Milk Collection Centers and then possessed /transformed into other products.





