



Project Management Overview

20 October 2020 | Panashe Daringo | PMI Namibia Chapter President

Rev 0.





INNOVATION

Make

Reality



COLLABORATION



OUTCOMES



The Project Management Institute is a global non-profit professional organization for project management.

Wikipedia

Headquarters location: Newtown Square, Pennsylvania, United States

- Founded: 1969
- Members: 600,000+ (2020)
- Volunteers: 10,000 (2017)
- Revenue: 270 million USD (2017)

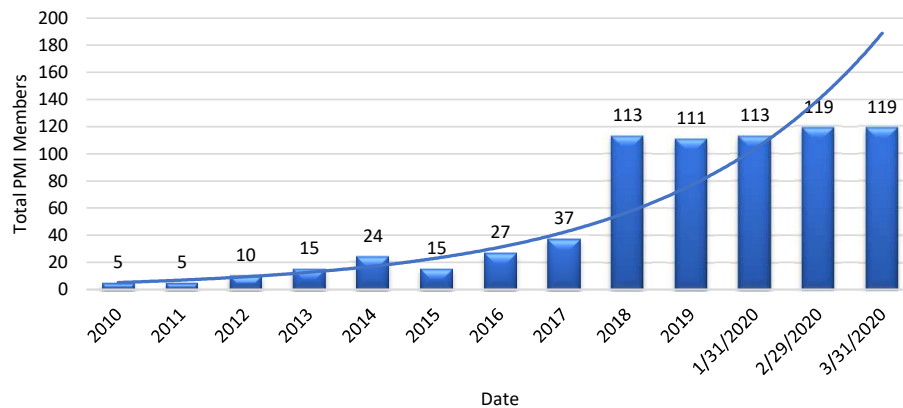
PMI Namibia Chapter

- Founded in 2019
- Visit www.pmi.org to register with chapter
- US\$ 20 to register as a member

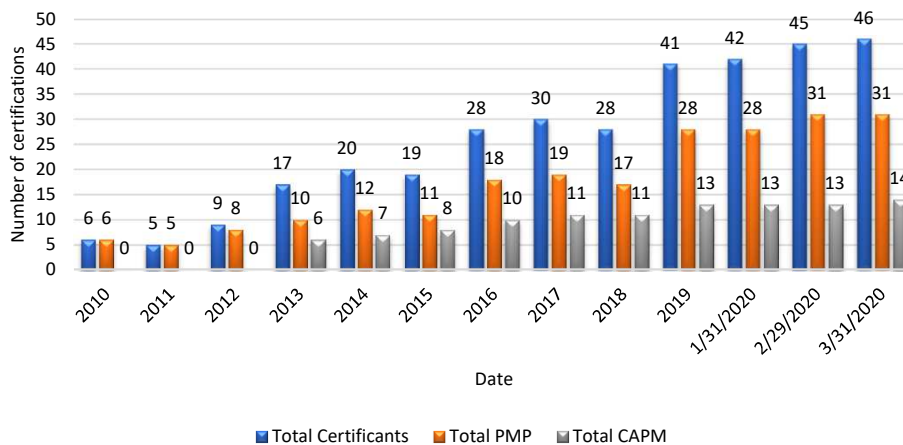


PMI Growth in Namibia

PMI Membership Growth in Namibia



Growth of PMI certifications in Namibia





Project Lifecycle

Project Lifecycle



COLLABORATION

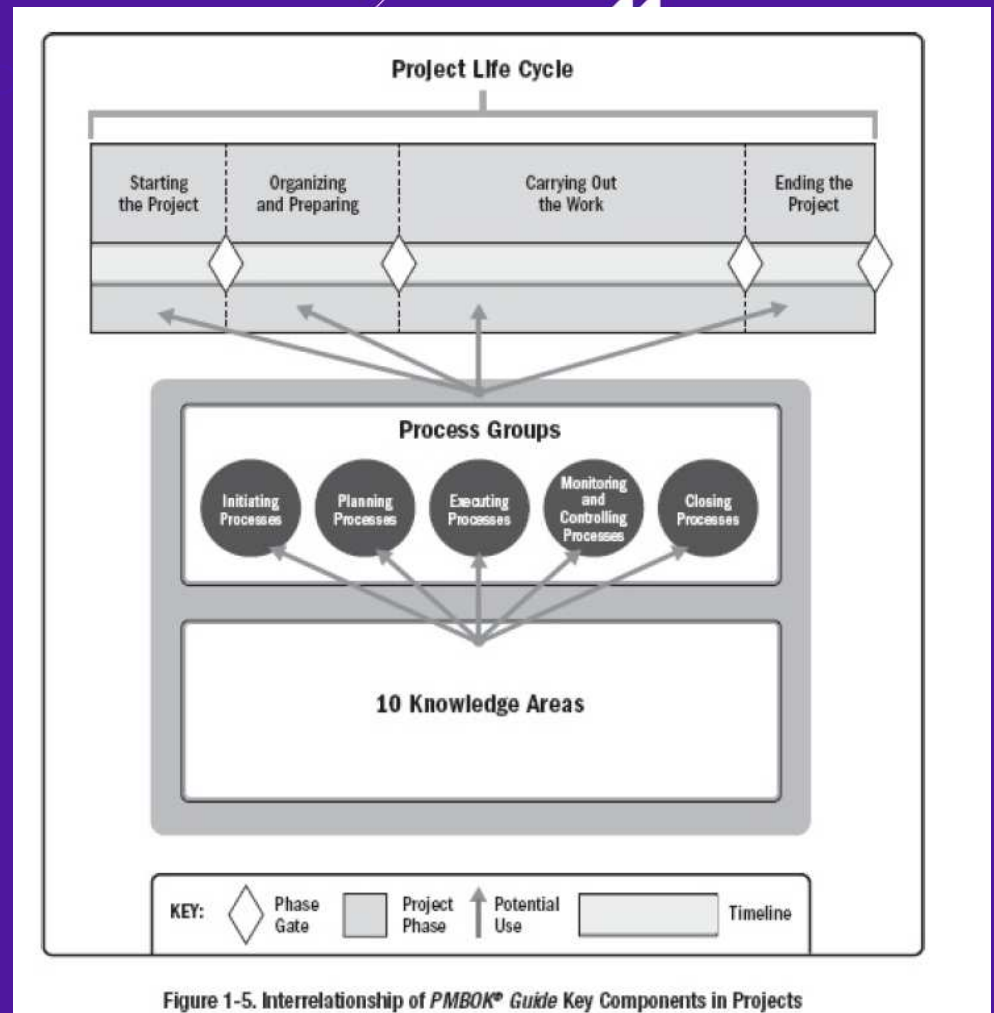


Figure 1-5. Interrelationship of PMBOK® Guide Key Components in Projects



Make



COLLABORATION

Table A1-1. Project Management Process Group and Knowledge Area Mapping

Knowledge Areas	Project Management Process Groups				
	Initiating Process Group	Planning Process Group	Executing Process Group	Monitoring and Controlling Process Group	Closing Process Group
4. Project Integration Management	4.1 Develop Project Charter	4.2 Develop Project Management Plan	4.3 Direct and Manage Project Work 4.4 Manage Project Knowledge	4.5 Monitor and Control Project Work 4.6 Perform Integrated Change Control	4.7 Close Project or Phase
5. Project Scope Management		5.1 Plan Scope Management 5.2 Collect Requirements 5.3 Define Scope 5.4 Create WBS		5.5 Validate Scope 5.6 Control Scope	
6. Project Schedule Management		6.1 Plan Schedule Management 6.2 Define Activities 6.3 Sequence Activities 6.4 Estimate Activity Durations 6.5 Develop Schedule		6.6 Control Schedule	
7. Project Cost Management		7.1 Plan Cost Management 7.2 Estimate Costs 7.3 Determine Budget		7.4 Control Costs	
8. Project Quality Management		8.1 Plan Quality Management	8.2 Manage Quality	8.3 Control Quality	
9. Project Resource Management		9.1 Plan Resource Management 9.2 Estimate Activity Resources	9.3 Acquire Resources 9.4 Develop Team 9.5 Manage Team	9.6 Control Resources	
10. Project Communications Management		10.1 Plan Communications Management	10.2 Manage Communications	10.3 Monitor Communications	
11. Project Risk Management		11.1 Plan Risk Management 11.2 Identify Risks 11.3 Perform Qualitative Risk Analysis 11.4 Perform Quantitative Risk Analysis 11.5 Plan Risk Responses	11.6 Implement Risk Responses	11.7 Monitor Risks	
12. Project Procurement Management		12.1 Plan Procurement Management	12.2 Conduct Procurements	12.3 Control Procurements	
13. Project Stakeholder Management	13.1 Identify Stakeholders	13.2 Plan Stakeholder Engagement	13.3 Manage Stakeholder Engagement	13.4 Monitor Stakeholder Engagement	

Process Flow



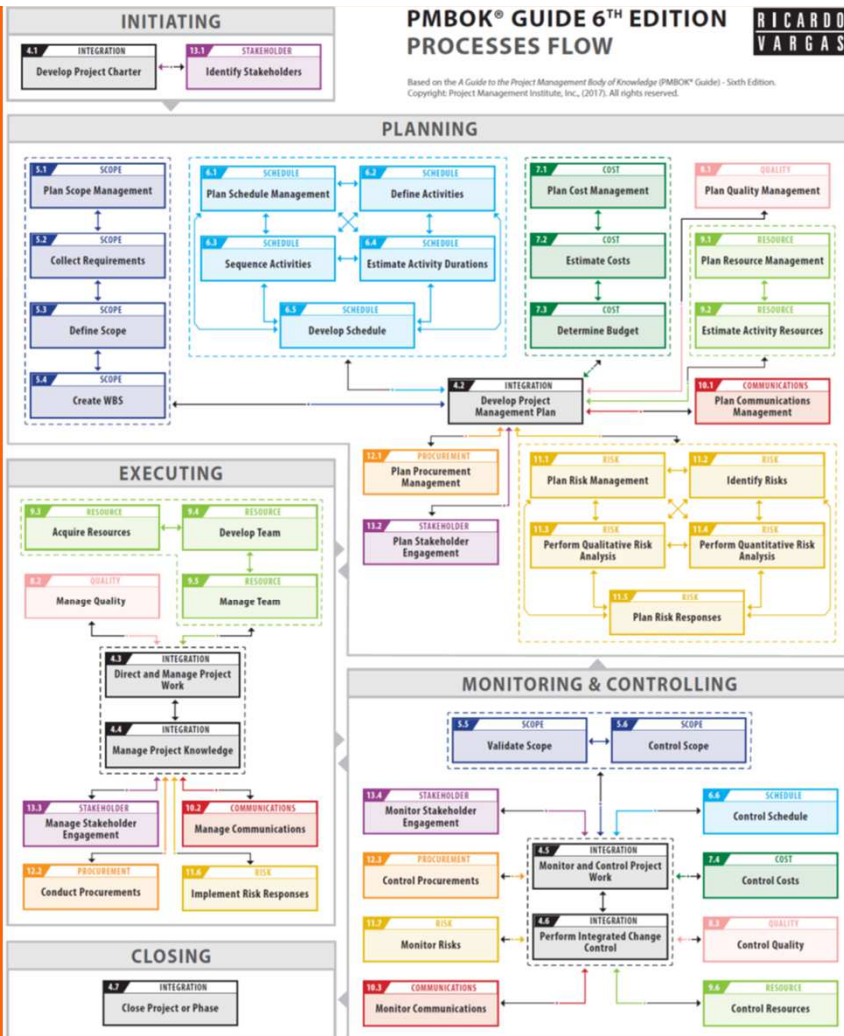
INNOVATION

6

Reality



OUTCOMES



PMBOK® GUIDE 6TH EDITION – 49 PROJECT MANAGEMENT PROCESSES

Copyright: A Guide to the Project Management Body of Knowledge (PMBOK® Guide) - Sixth Edition, Project Management Institute, Inc., (2017). All rights reserved.
Explanatory Note: This flow does not replace the need for reading the PMBOK® Guide. The PMBOK® Guide contains a deep explanation of all processes including Inputs, Tools & Techniques and Outputs that are not listed in this flow.

Adaptation: Ricardo Viana Vargas

Graphic Design: Sergio Alves Lima Jardim

ricardo-vargas.com

Download this processes flow at <http://rvarg.as/pmbok6en>

Become a member of the Project Management Institute (PMI) and download the PMBOK® Guide and other standards at:

www.pmi.org

PM Bok Process Flow





Key notes



INNOVATION

8

- Lessons Learnt Register
- Integrate
- Halo Effect
- Project Management Office
- Proper Planning Prevents Poor Performance
- PMI partnership with government



COLLABORATION



OUTCOMES



INNOVATION

9



COLLABORATION



OUTCOMES

Questions