



# Strengthening VNR/VLR Reporting through Digital Platforms: The case of the ECA Integrated Planning and Reporting Tool

Bartholomew Armah (Prof)  
Chief of Development Planning, Macroeconomics  
& Governance Division, ECA

April 24, 2024

# Voluntary National/Local Review

- VNRs/VLRs are intended to track progress in implementing the 2030 Agenda, including the SDGs and targets, in all countries, in a manner that respects their universal and integrated nature and all dimensions of sustainable development
- The VNR handbook calls on countries to align with the SDGs in the following areas:
  - National vision
  - National and sub-national Development Plans
  - Financing frameworks
  - Sectoral policies

## Voluntary National/Local Review

- The relevance of tracking is enhanced if it provides insights into the underlying reasons for good or poor performance
- The strength of alignment of NDPs to the SDGs and annual budgets is an important predictor of SDG performance
- ECA developed a digital planning Tool called the Integrated Planning and Reporting Tool to support transparent reporting and alignment of NDPs to the SDGs and the budget.
- It is therefore a vital input into the VNR and VLR process.

# IPRI supports integrated VNR/VLR tracking and reporting

## ➤ **Horizontal alignment:**

- Maps Agenda 2030 with Agenda 2063 to identify **synergies** and areas of divergence;
- Mapping is done at **goal, target and indicator levels**;

## ➤ **Vertical alignment** of Agendas 2030 and 2063 to NDP and national financing frameworks:

- Assessment of the degree of alignment at **goal, target and indicator** level
- Maps financing frameworks to development priorities;
- **Diagnostic** of the results framework

## ➤ **Performance tracking** of development results and financial indicators:

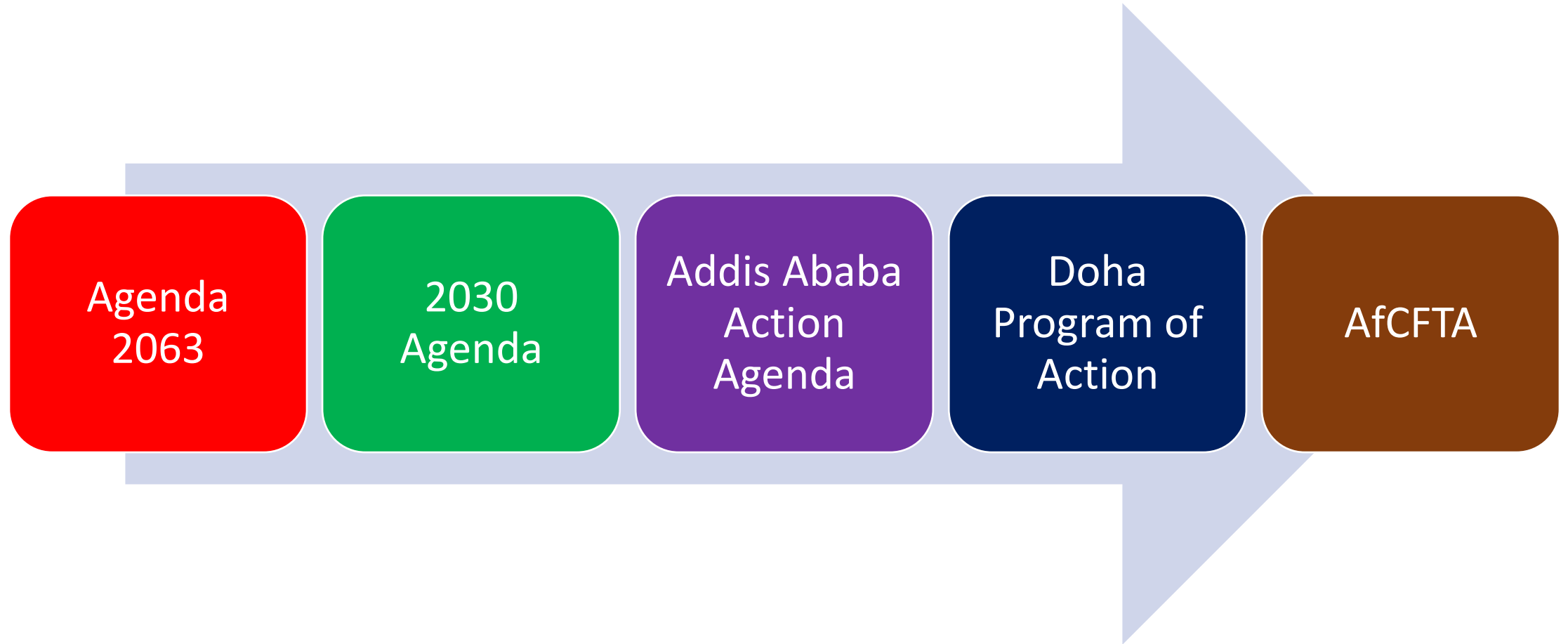
- Tracks performance of NDPs and assesses gaps between actual performance and targets;
- Tracks budget commitments against national development targets;

## ➤ **Automated reporting** on development results and financial indicators:

- Generates reports on the alignment of both agendas into NDPs;
- Generates reports on NDP indicator performance against targets.

# SDG tracking is linked to tracking of other Agendas

**Countries are tasked with aligning their NDPs to multiple agendas.**



# SDGs are aligned to A2063 and DPoA

## SDGs vs. Agenda 2063

**Total: 80.65%**

Goals = 80% Targets = 84.2% Indicators = 73.93%

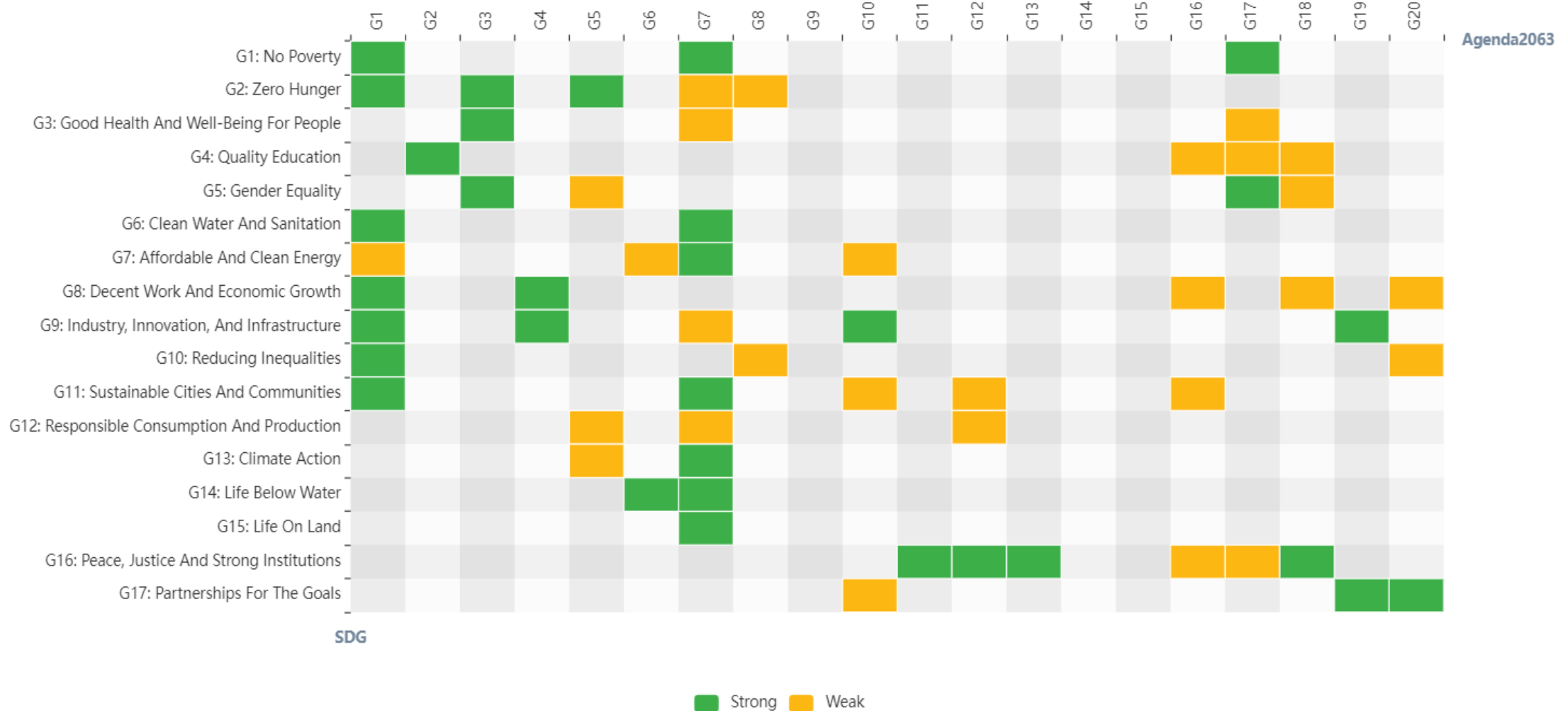
## SDGs vs. DPoA

**Total: 84.37%**

Goals = 91.67% Targets = 67.34% Indicators = 0%

# Horizontal alignment heatmap: SDGs vs A2063

Alignment Heatmap SDGs vs Agenda 2063 On goal level.



# Dashboard

## 60.68%



### SDGs Alignment

Goals = 85.29%   Targets = 40.09%  
Indicators = 30.02%

## 48.33%



### Agenda 2063 Alignment

Goals = 52.5%   Targets = 45.98%  
Indicators = 41.44%

## 0



### Indicators with Baselines

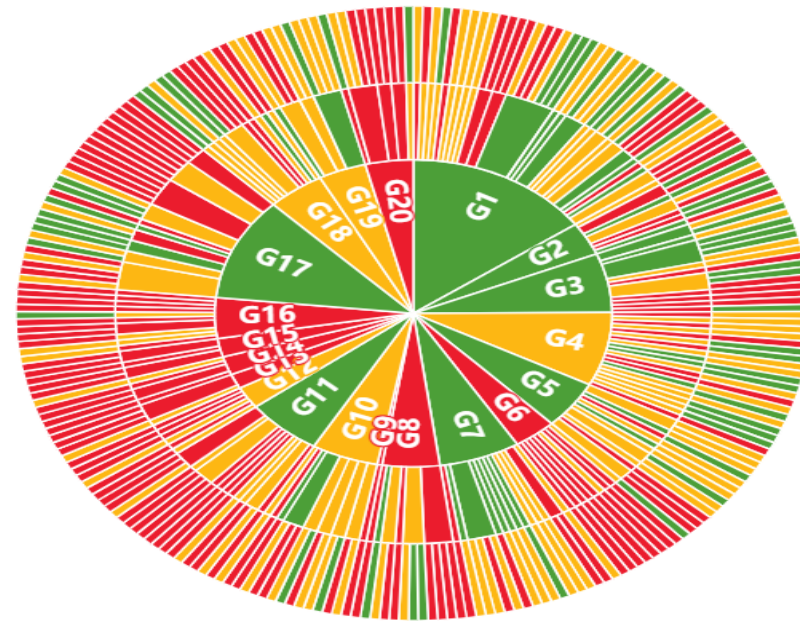
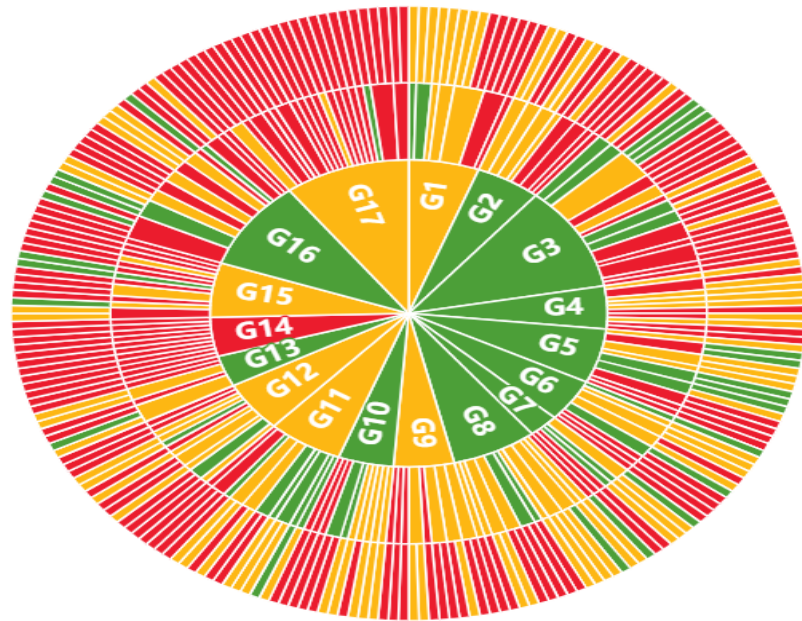
Out of 672 indicators.

## National Plan Alignment Level



### SDG

### Agenda2063



Fully Aligned   Partially Aligned   Not Aligned   Not Processed

This NDP is more aligned to the SDGs than A2063



# The IPRT reveals gaps in the Results Framework

**78.38%**



SDGs Alignment

Goals = 91.18% Targets = 77.81% Indicators = 47.23%

**53.79%**



Agenda 2063 Alignment

Goals = 43.75% Targets = 74.43% Indicators = 47.96%

**5**



Indicators with Baselines

Out of 1064 indicators.

**0%**



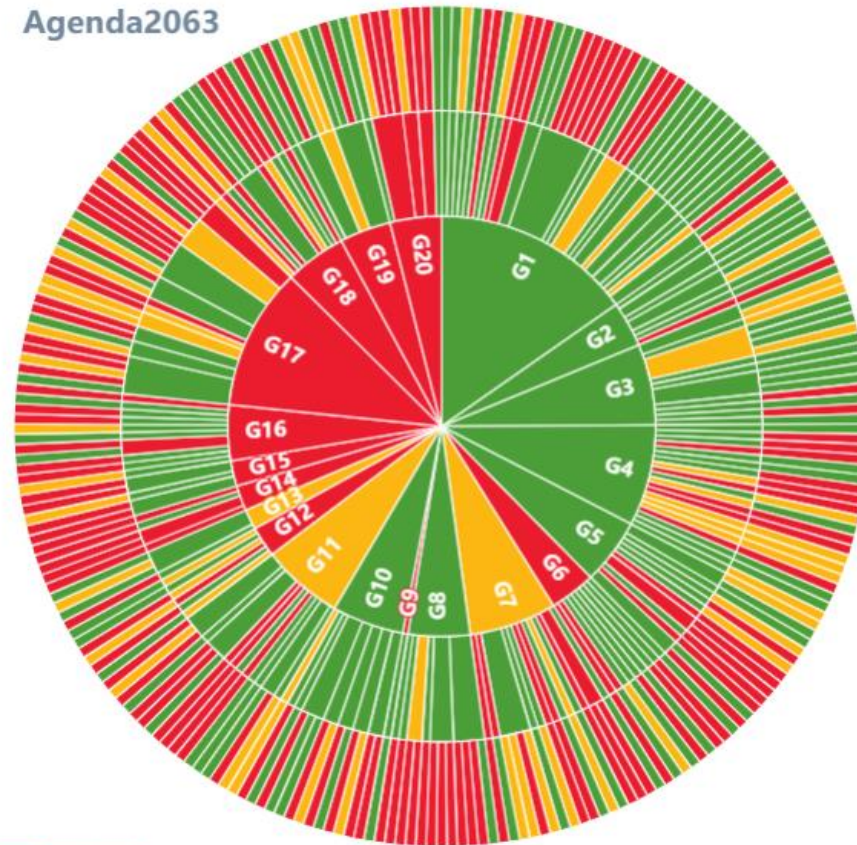
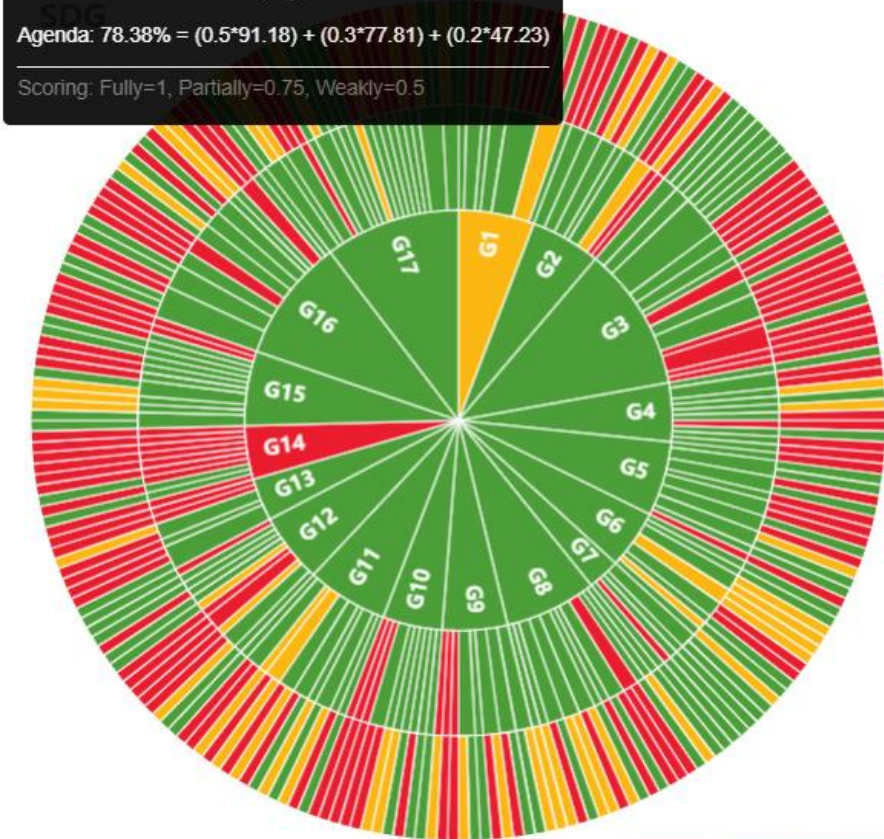
Data Reported for Current Year

Reported Data for period 2023.

Goals: 91.18% =  $\text{SUM}(\text{HighScorePerGoal}) / 17$   
 Targets: 77.81% =  $\text{SUM}(\text{HighScorePerTarget}) / 169$   
 Indicators: 47.23% =  $\text{SUM}(\text{HighScorePerIndicator}) / 244$   
 Agenda: 78.38% =  $(0.5 \times 91.18) + (0.3 \times 77.81) + (0.2 \times 47.23)$   
 Scoring: Fully=1, Partially=0.75, Weakly=0.5

Agenda 2063

Agenda2063



Fully Aligned Partially/Weakly Aligned Not Aligned Not Processed

Alerts



**Results Framework**

- No issues with Goals
- 1 Targets without Indicators

**Duplicate Codes:**

- No issues with codes



**Alignment: Incomplete...**

**SDG:**  
All Alignments Completed

**Agenda 2063:**

All Alignments Completed



**Monitoring**

1059 baselines missing.  
5292 period targets missing.



**Evaluation**

2019: 1062 missing  
2018: 1062 missing  
2017: 1053 missing  
2016: 1059 missing  
2015: 1059 missing

## Countries are more aligned with Agenda 2063 than Agenda 2030

No	Country	SDG Alignment	Agenda 2063 Alignment
1	Botswana	72.51%	70.03%
2	Burkina Faso	69.9%	74.52%
3	Ethiopia	78.38%	53.79%
4	Ghana	76.99%	69.45%
5	Lesotho	77.24%	71.83%
6	Malawi	81.62%	73.6%
7	Seychelles	62.68%	53.68%
8	Sierra Leone	54.53%	56.03%
9	Uganda (NDP II)	64.52%	41.77%
10	Uganda (NDP III)	83.41%	77.57%
11	Zambia	83.9%	83.98%
12	SADC	56.15%	49.38%
13	DRC	48.88%	49.40%

# INFF Financing Dashboard

Gezehagn Gutema

AGENDAS

- Dashboard
- Agenda 2030 (SDGs)
- Agenda 2063
- Alignments

ETHIOPIA

- Dashboard
- National Plan

INFF

- Dashboard
- Financial Framework
- Programmes / Budgets
- Alignments
- Expenditure
- Reports

AFRICA

- Dashboard
- National Plans

SDGS PROGRESS

Ethiopia



Growth and Transformation...

Sep 01, 2015 - Aug 31, 2020

6 Programmes



27 Sub Programmes

Financial Framework 003 (Jan 01, 2022 - Dec 31, 2022) - Active

3,541,699,657



Local Currency - ETB

Budget

1,571,726,983



Local Currency - ETB

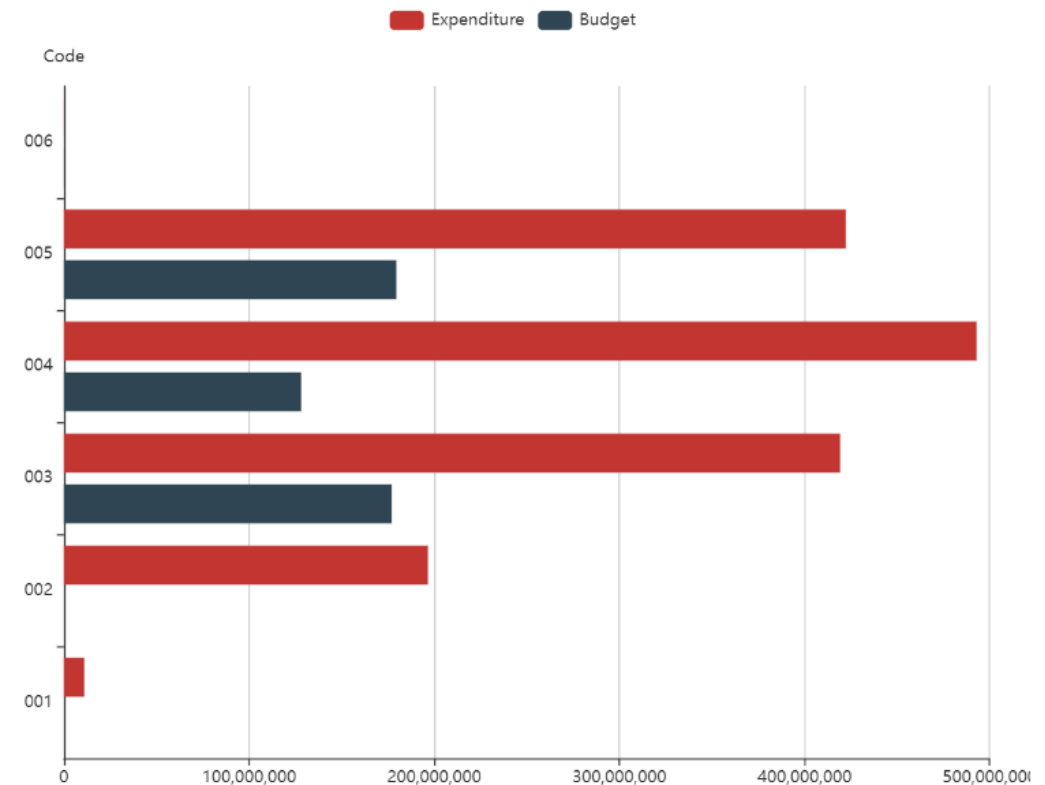
Expenditure

Financial Framework Hierarchical representation of programmes, sub-programmes



Financial Framework

Budget vs Expenditure By  Programme  Fund Type  Expenditure Type



# The Financial Alignment Dashboard links financial programs to the SDGs and the NDP

**SDGS PROGRESS**

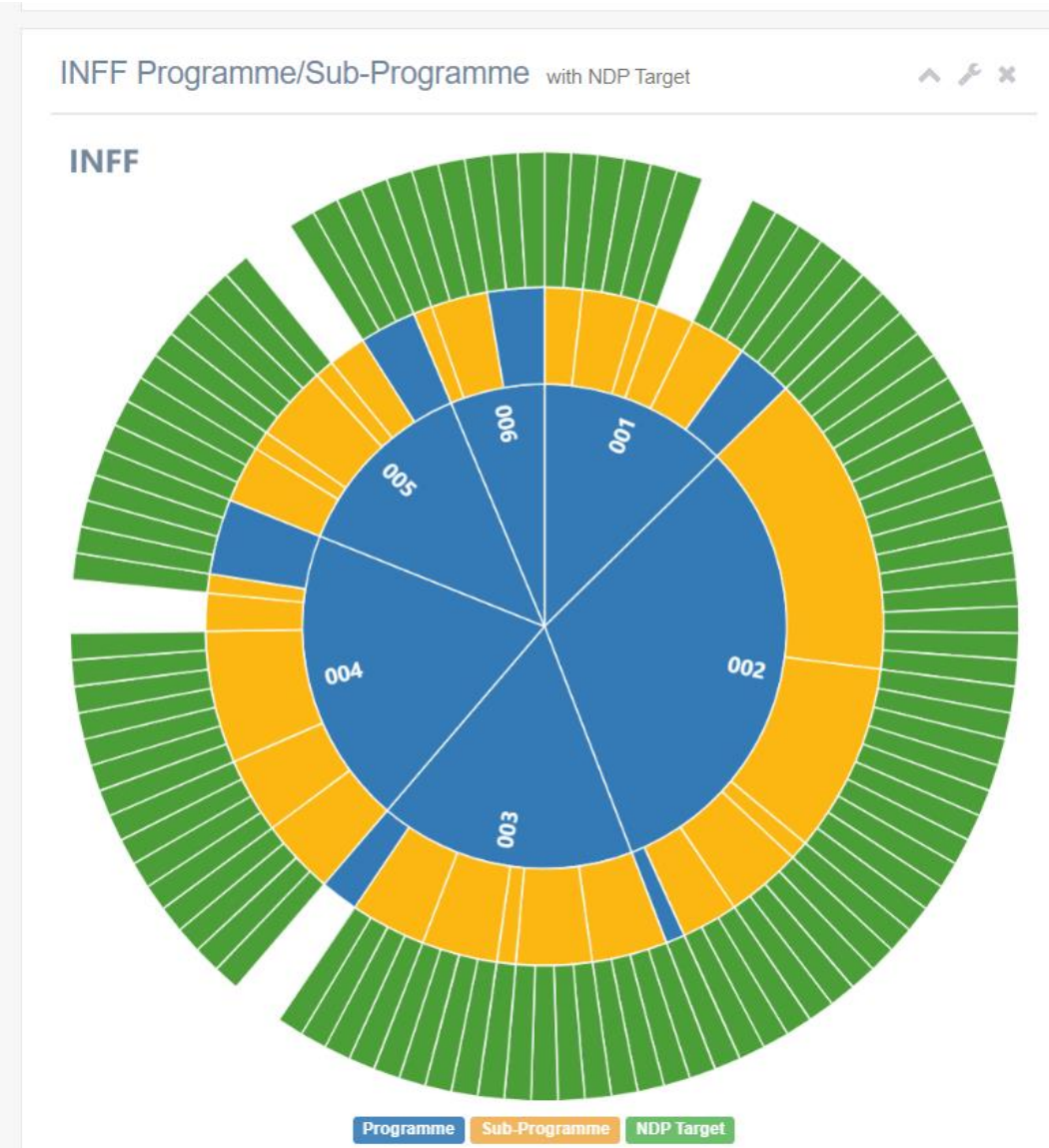
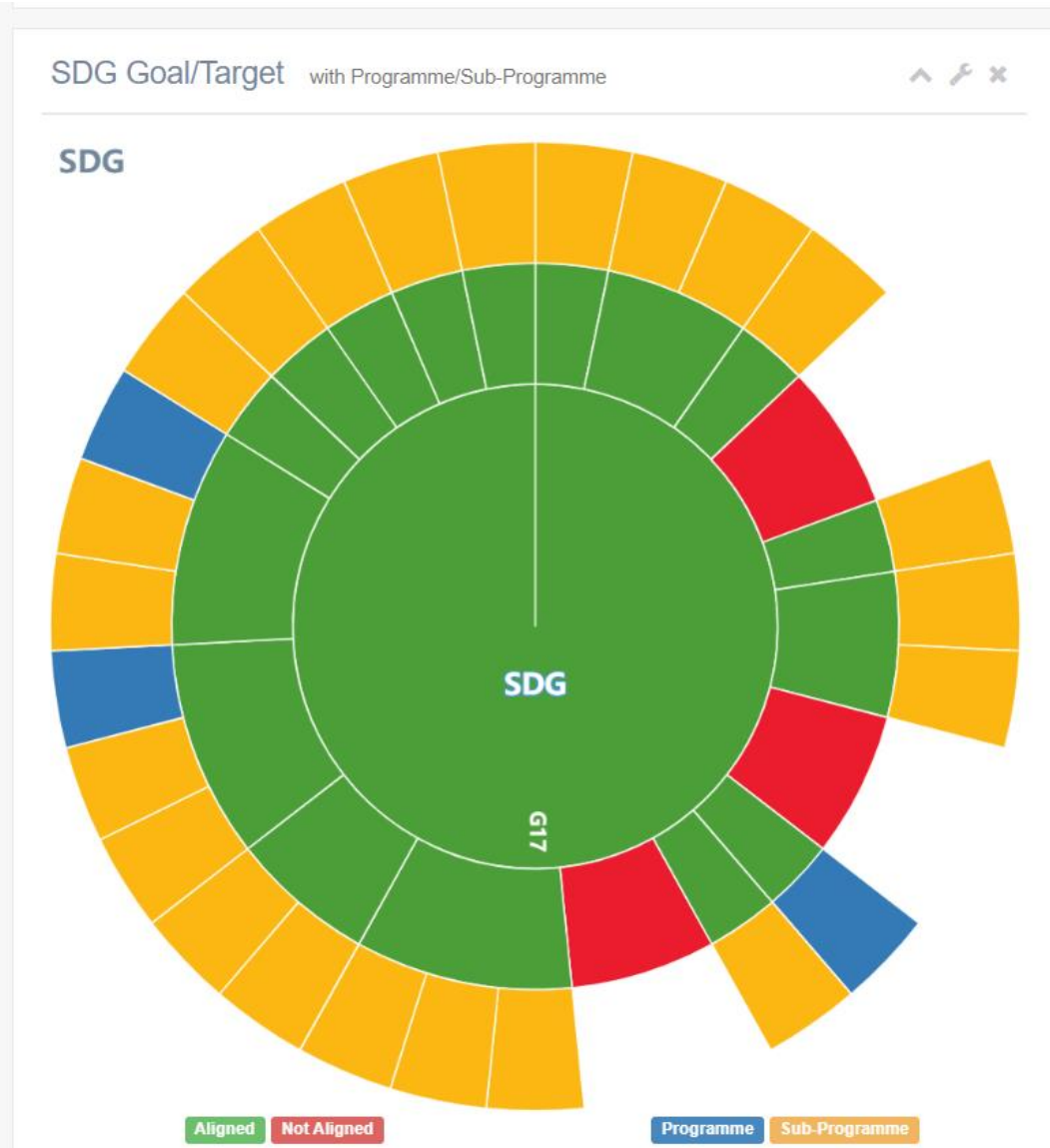
- ECA Dashboard
- SDGC/A Dashboard
- SDGC/A Matrix

**SDGS DATA ANALYSIS**

- Continental
- Ethiopia
- Visualization

**ADMINISTRATION**

- Settings
- Reports







## Concluding remarks

- Reporting on Voluntary National/Local Reviews can be strengthened by deploying the IPRT because SDG achievement hinges on the extent to which the SDG programmes are:
  - prioritized in NDPs
  - financed including through annual budgets .
- The IPRT provides information on the extent to which:
  - countries prioritize the SDGs in their national and subnational plan
  - prioritized SDGs are funded through financing frameworks including the annual budget
- The IPRT also tracks and reports on the performance of SDG-aligned indicators in the national plan.
- The reports generated facilitated integrated VNR/VLR reporting



United Nations  
Economic Commission for Africa

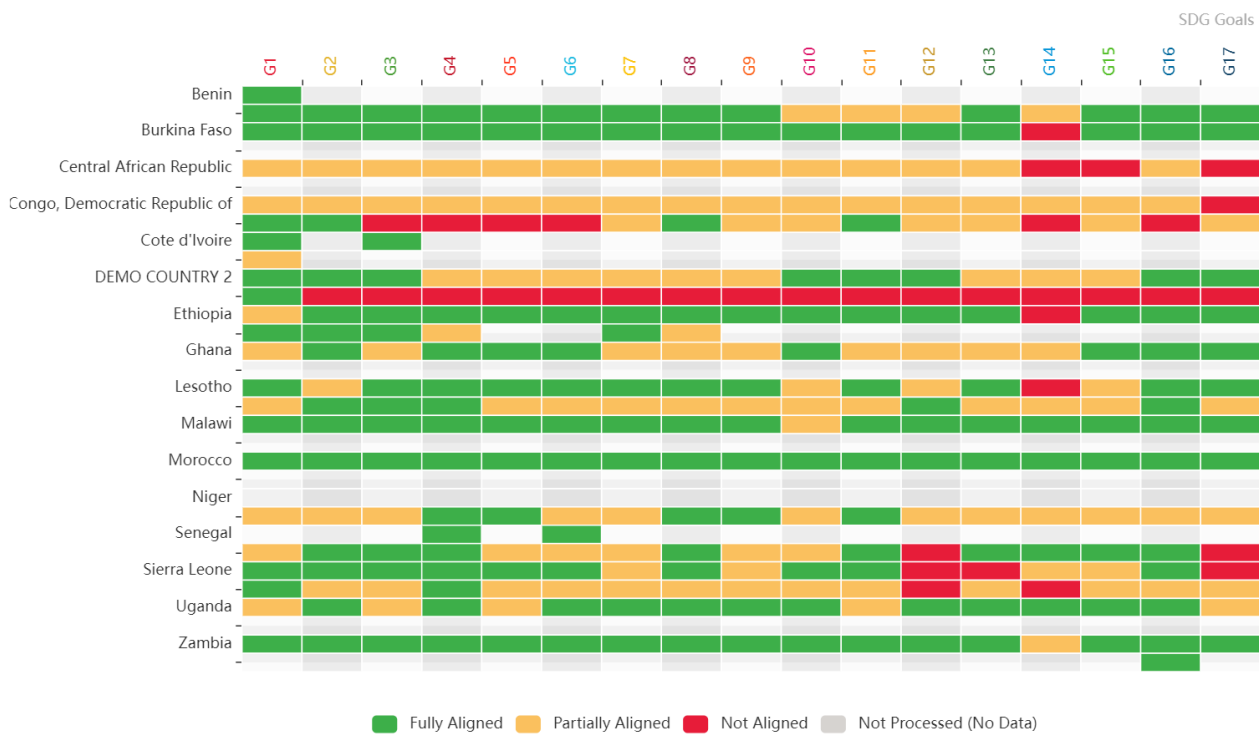
# THANK YOU





# Continental level analysis

Country Alignment Heatmap with SDG on goal level.



Dashboard

**32 Countries**

Registered  
Member state countries using the tool actively

**14 Countries**

Completed Alignments  
with any of the Agendas

**18 Countries**

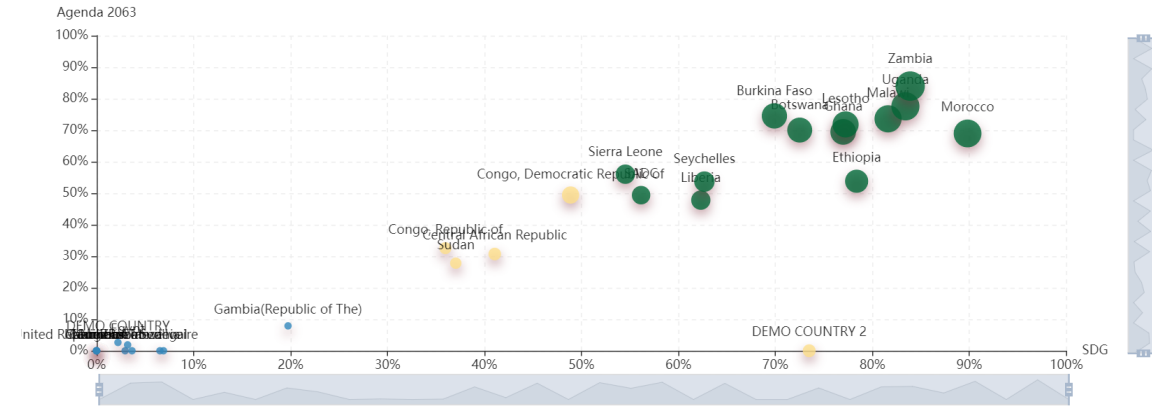
Registered DPoA Countries  
Total number of countries registered for DPoA

**986**

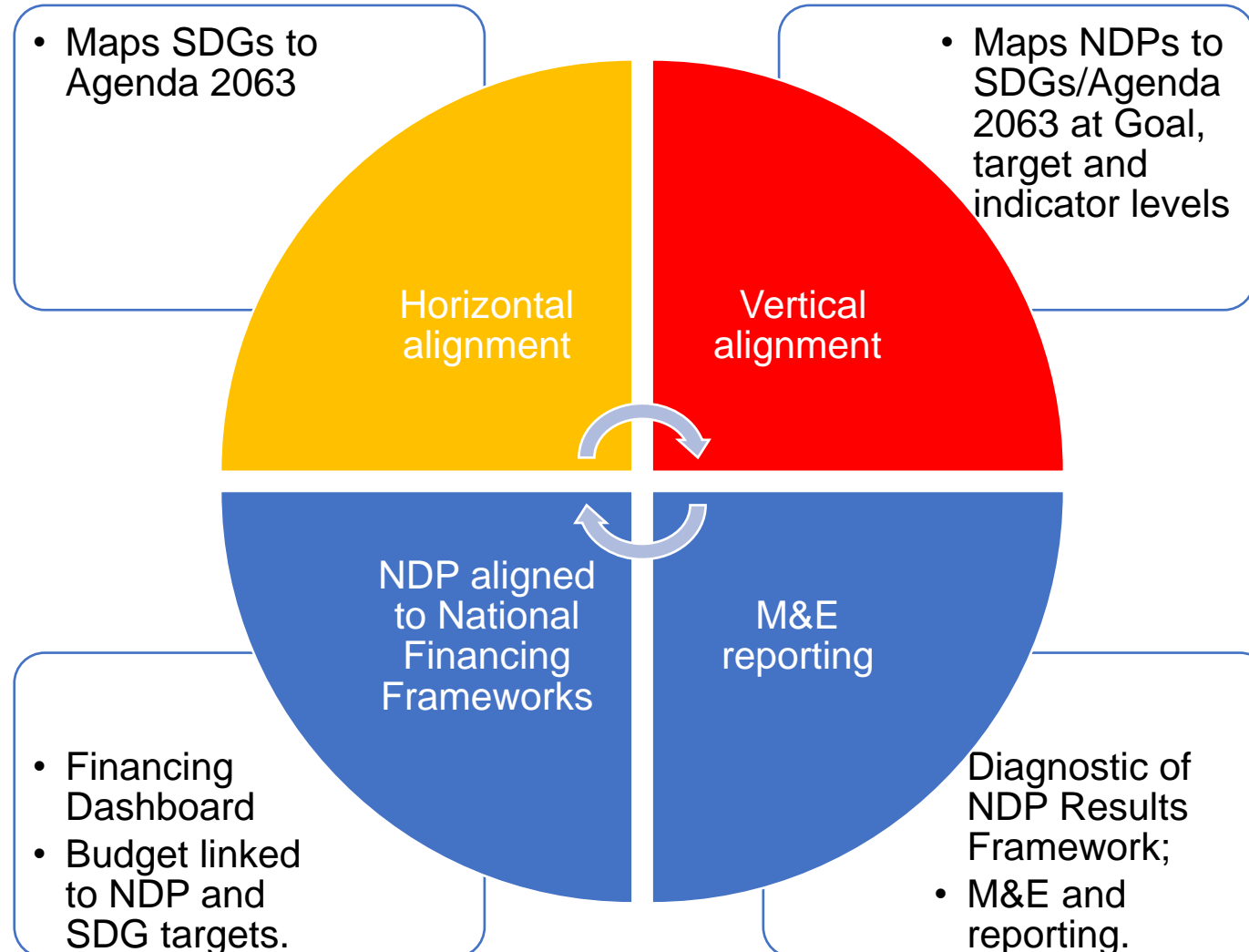
Active Users  
Total number of mem

National Plans Alignment Level

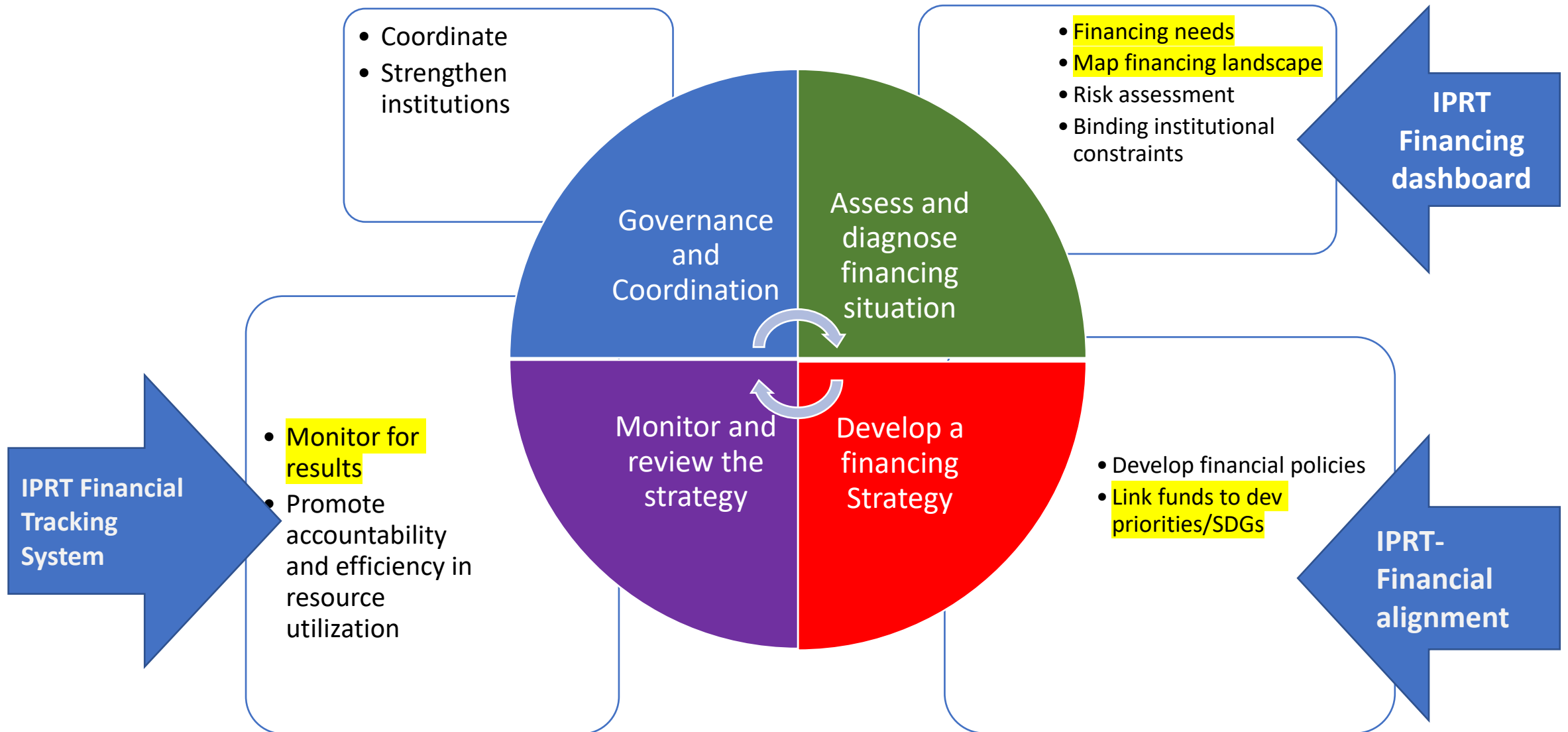
with SDGs and Agenda2063



# IPRT features/capabilities



# IPRT and Integrated Financing Frameworks



Copy CSV Print

Search

Programme / Sub Programme	Total Budget	Total Expenditure
<b>001 - Administrative And Support Services</b> <span>Labor &amp; SS</span> <span>Education</span> <span>Sports</span>	22,098,898.00	11,000,000.00
1364 - Human Resources updates	444,679,911.00	1,000.00
6319 - Management Support	75,023,721.60	163,528,875.60
6573 - Planning, Policy Review And Development Partners Coordination	341,790,480.20	244,464,386.20
8583 - Management Support	545,893,362.20	479,841,301.40
9489 - Human Resources	211,022,172.20	337,768,650.80
<b>002 - Injustice And Corruption Prevention And Combat</b> <span>Macroeconomy</span> <span>Irrigation</span>	196,581,048.00	187,094,729.90
0354 - Human Resources	78,665,792.80	138,458,493.60
2407 - Administrative And Support Services	777,758,572.00	458,206,244.60
2764 - Support Services	166,980,699.80	292,090,798.20
3627 - Resources of the Human nature	556,034,493.80	454,666,023.80
7560 - Human Resources	68,253,391.80	459,887,009.20
<b>003 - Niss Operations And Services</b> <span>ICT</span>	596,268,962.40	419,285,392.20
0663 - Planning, Policy Review And Development Partners Coordination	69,000,122.40	213,378,796.80
3510 - Management Support	366,648,314.00	158,906,797.00
3595 - Non Human Resources that's should be allocated	170,274,777.00	154,590,400.40
5118 - Human Resources	146,049,378.20	225,118,486.00
8516 - Management Support	33,220,111.80	264,250,693.20
<b>004 - Unity And Reconciliation Monitoring</b> <span>Labor &amp; SS</span>	621,054,542.80	492,966,951.20
2908 - Planning, Policy Review And Development Partners Coordination	453,358,675.80	174,895,063.40
3304 - Administrative And Support Services	164,319,622.80	151,339,535.00
4714 - Plannina P		389,617,849.20
		314,790,485.80
		725,508.20

INFF

# The IPRT in comparative perspective



Attributes	IPRT	Rapid Integrated Assessment (RIA)	Mainstreaming, Acceleration, and Policy Support (MAPS)
Performance tracking?	Yes	No	No
Integrates A2030?	Yes	Yes	Yes
Integrates A2063?	Yes	No	No
Intelligent Dashboards/Data Visualization?	Yes	No	No
Generates reports?	Yes	No	No
Diagnostic evaluation of NDP Results Framework?	Yes	No	No



Growth and Transformation Plan II (GTP II)  
Financial Framework 003 (Active)

Jan 01, 2022 - Dec 31, 2022

Maintain Alignment

Programme 001: Administrative And Support

Labor & SS Education Sports

Aligned National Target 3

TS05.2.3:Développement urbain et de l'habitat

TS07.1.4:Increased in Revenue of export power

TS08.2.4:Increased communication System

Edit Alignment

Programme 002: Injustice And Corruption

Macroeconomy Irrigation

Aligned National Target 2

TS19.5.1:Women's participation increased by good governance,...

TS23.1.3.3. Increase job creation through ICT Research and d...

Edit Alignment

Programme 003: Niss Operations And Services

ICT

NoTarget

Edit Alignment

Programme 004: Unity And Reconciliation

Labor & SS

Aligned National Target 4

TS03.12.7:Leverage oil and gas industry as a catalyst for natio...

TS10.1.4:Designed and constructed of large and medium scal...

TS15.9.4:Improved in education books supply

TS18.5.17:Framework for continuous professionalization of ec...

Edit Alignment

Programme 005: Presidential Coordination And

Labor & SS

Aligned National Target 3

TS06.4.1:To provide affordable housing

TS10.1.3:Gender based violence reduced

TS18.3.2:Increased informal sector registration

Edit Alignment

Programme 006: Test Programme

Gender Education Energy

Aligned National Target 3

TS01.1.1:Reduce proportion of population living below poverty...

TS01.11.1:Stable and sustainable economic growth based ma...

TS01.8.1:Reduced in the number of poples who live below pov...

Edit Alignment

# INFF Alignment with NDP