



***Overview of the SDGs and  
the role of Local Authorities  
in their implementation***

UNDP MALAWI  
SUNBIRD LILONGWE HOTEL  
24<sup>TH</sup> APRIL 2024

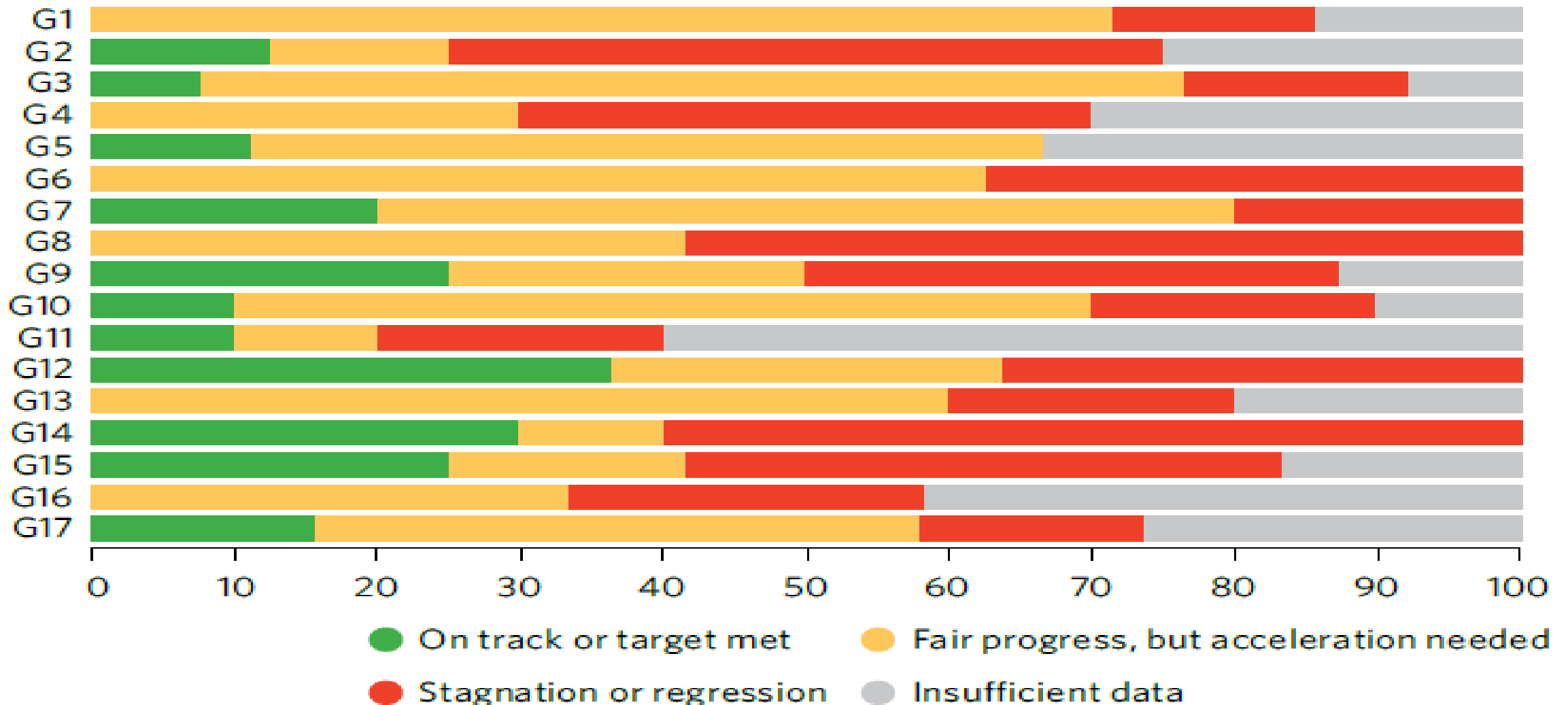
# PROFILE OF PRESENTATION

- **Summary Progress on SDG at Global level**
- **and at National Level**
- **Snapshot on National statistics & implications**
- **Role of Local Authorities in implementing the SDGs and Why that role is important**


















# Progress on SDGs -Global level at Mid-Point

- ▶ Despite initial progress from 2015 - **SDGs at midpoint** are in trouble.
- ▶ Assessment of **140 targets** for which data is available show **50%** are moderately or severely off-track.
- ▶ **30%** have either seen no movement or regressed below 2015 baseline.
- ▶ **55 million people** will still be living in extreme poverty in 2030.
- ▶ Only **30%** of the countries will meet the targets to half national poverty levels.





## Progress assessment for the 17 Goals based on assessed targets, 2023 or latest data (percentage)



*Table 1: Snapshot of SDGs progress*

SDGs	Level of Progress	Progress Rating
Goal 1. No Poverty		Little to No Progress
Goal 2: Zero Hunger		Significant Progress
Goal 3. Good Health and Well-being		Significant Progress
Goal 4. Quality Education		Significant Progress
Goal 5: Gender Equality		Moderate Progress
Goal 6. Clean Water and sanitation		Significant Progress
Goal 7. Affordable and Clean Energy		Moderate Progress
Goal 8. Decent Work and Economic Growth		Moderate Progress
Goal 9. Industry, Innovation, and Infrastructure		Moderate Progress
Goal 10. Reduce Inequalities		Little to No Progress
Goal 11. Sustainable Cities and Communities		insufficient data
Goal 12. Responsible Consumption and Production		insufficient data
Goal 13. Climate Action		Moderate Progress
Goal 14. Life Below Water		Significant Progress
Goal 15. Life on Land		Little to no progress
Goal 16. Peace Justice and Strong Institutions		insufficient data
Goal 17. Partnerships for the Goals		Moderate Progress

**Color Coding**

-  Significant progress/likely to meet
-  Moderate Progress
-  Insufficient progress
-  No data

Summary Macro and Micro Statistics	Financial Years		Change
	2023	2024	
GDP per annum growth rate (% increase)	1.5	3.2	1.7
Population growth rate (Annual)	2.6	2.6	0
Average Inflation (%)	28.8	27.1	-1.7
Gross official reserves-Months of import	1.5	0.7	-0.8
National Public debt (% of GDP)	80.2	84.6	4.4
External Debt (% of GDP)	58.8	52.7	-6.1
Domestic Debt (% of GDP)	43.2	49.3	6.1
National Poverty level (Below US\$1.00 poverty line)	50.5	50.5	0
Rural poverty level (%)	56.6	56.6	0
World bank poverty level (Below US\$2.75 poverty line)	70.0	70.0	0
National Inequality (%)	37.8	37.8	0
Multidimensional Poverty (%)	58.8	58.8	0
Gender inequality (%)	61.4	61.4	0
People in rural area (%)	90.0	90.0	0
Manufacturing contribution to GDP (%)	12.7	12.7	0
Agriculture contribution to GDP (%)	22.1	22.1	0
Mining contribution to GDP (%)	1.0	1.0	0
Tourism contribution to GDP (%)	3.2	3.2	0

# Role of Local Authorities in SDG implementation

- Play a key role in the achievement of SDGs since 65% of the targets are linked to their work and mandate.
- Translate national policies into tangible practical actions that help to concretize the SDGs objectives into community goals.
- Greater responsibility to align or mainstream or localizing SDGs through Regional or District Development Plans
- Significant role for advocacy for the SDGs at local level for awareness building
- Local Authorities are key implementing partner for Monitoring and Evaluation of SDGs performance
- But one thing that needs to be promoted is actions to building reliable and dependable data base and capacity building.

▶ **THANK YOU VERY MUCH**